

THE WEDDING •
guide
laibelschwartz | PHOTOGRAPHY



WELCOME
ISSUE

www.laibelschwartz.com

BEHIND THE LENS

laibel&chanaschwartz



We are Laibel & Chana Schwartz, a professional husband and wife photography team.

We look at every wedding as an opportunity to tell a unique story that includes everything from the setting of the wedding to the smallest decorative details. We know that you will be glowing on your wedding day, and we want to showcase that, giving you a lifetime of memories to hold on to.

Talk to you soon.



Laibel & Chana

See more at www.laibelschwartz.com

TABLE *of Contents*

Your Wedding + Inspiration

- 02 | Who We Are
- 04 | What to Expect
The Photography Process
- 06 | Engagement Sessions
What should we wear?
- 08 | Wedding Details
- 10 | Wedding Planning
- 12 | Album Process
- 14 | The Eternal Image





A Note About Prints

In the world as it is today, images are constantly flashing by our eyes. Having printed images of you as a couple surrounding you in your home, provides a constant reminder of happy moments, occasions, and feelings. This is just one more reason to get your images off the well-loved electronics, and onto your walls.

WHAT TO EXPECT

We want your experience with us to be special and unique to you. Email us any questions you have while planning your wedding, and we'll do everything we can to replace your doubts with certainties.

PLANNING

What happens first? Now that you've decided we're going to be photographing your wedding, we want to get to know you better. We'll discuss your wedding day and the vision that you have so we have a clear picture of how we can enhance your day.

Fill out our Client Questionnaire. Sit down together and enjoy a cup of hot tea or cocoa while you write to us about your wedding vision.

Your Engagement Session. Spending time in front of the camera will help you get comfortable being photographed, and will provide you with beautiful documentation of a special moment in your life that will fly by faster than you ever expected. For more information on engagement sessions, see page 10.

Viewing and Ordering Session. About 2 weeks after your engagement session, we will host you to view your images and discuss prints and products to remember these special moments. We will also discuss the timeline of your wedding day so that the overall day will run efficiently.

WEDDING

Your special day will speak for itself. We are there to enhance your wedding, not take over. You enjoy the wedding, and we'll take care of the memories.

MARRIED

Wedding Viewing & Ordering Session. About 4-6 Weeks after your wedding, we will host you to view your images, enjoy bubbling champagne, and select prints and products for your new home. We will choose the images for your Wall Portraiture, the cover material and upgrades for your album, and design your Customized Thank You Cards.

Album Edit. Now that you have your images and your pre-designed album pages, you can send us a comprehensive list of the changes you would like to see in your album before we send it to print. For more information on the album process, see page 6.

Delivery & Installation. Wall Portraiture takes approximately 2-6 weeks, depending on the order. Once it's ready, we'll come visit and install your new galleries. Your album will be ready about 6 weeks after our final album edit. The sooner you submit changes, the sooner it will be printed and sitting on your coffee table.

The Eternal Image. It doesn't end with your wedding. We believe that photographing your relationship as a couple can help build your relationship as a team, and enhance your marriage. For more information on The Eternal Image, see page 14.

ENGAGEMENT SESSIONS

An engagement session is your opportunity to capture the special moments of your engagement during a photoshoot unique to you. We want you to get accustomed to spending time in front of the camera so that you'll feel comfortable on your wedding day.

To help make these images special, we'll pick a location together that has significance to you and will look beautiful in your photographs. Tell us what style suits you and any specifics that you think would be the most "you". It could be the place where you went on your first date, where you got engaged, or your favorite place to spend time together.



What to Wear to Your Engagement Session

The two of you are the subject matter, so you want to wear something that reflects who you are and what you love. When you are most comfortable is when you will feel and look your most natural and happy selves. You should get a little more dolled up than you usually would. Do your hair or get it done professionally, a little more dramatically than usual. A little extra makeup, especially on the eyes can add an extra pop for the camera.

Your favorite color, shoes, and anything else are always good choices. Be you! An outfit change would be ideal, so you could have one look that's casual, and one that's more dressed up. The two of you should coordinate, ie. dressy with dressy, and complementary colors are better than matching colors. You can add layers for warmth, and use scarves, hats, or your favorite boots to accessorize.

Planning for your Wedding Day

One of the most common questions we get from our couples is “How can we make the most of our photography?” While every wedding is different, here are a few tips on scheduling your wedding day.

PREPARATION & WEDDING DETAILS

During this pre-wedding time we not only take photos of you getting ready, but we take photos of your dress, shoes, bouquet, and all related accessories. We ask that you keep these all in one place so that no one will have to go digging around for them.

We highly recommend keeping your closest friends and family with you while you get ready. To get the most from your photographs, have them get dressed beforehand, or wear clothing they're comfortable being photographed in.

Keep your getting-ready space free of clutter and mess by finding one wall or corner where everything can be placed, and keep the rest of the room orderly. This will aid in allowing us to create beautiful candid photographs of you getting ready.

Details to prepare:

- Rings (including his when applicable)
- Earrings, Bracelet, and any jewelry you'll be wearing
- Your dress, with a nice hanger
- Veil, Shoes, etc.
- Your bridal bouquet, fresh from the florist
- Jacket or Vest
- Tie and Pocket Square (when applicable)
- Watch & Cufflinks
- Shoes (and even socks if they're special!)
- Clean copy of your invitation suite
- A gift or letter to and from each of you. These are especially memorable items for your wedding day

We will be photographing the reception space and all of the important details that you put into your wedding planning. If you can't have the entire reception space ready at least 30 minutes before Kabbalas Panim, ask your coordinator or the manager if they can have one table set up and ready during this time.



COUPLE PORTRAITS

Your couple portraits will capture the first moments of your married life together. We want them to represent you, your excitement, and your beginning. If that means posing near your chuppah, ask your wedding coordinator or manager to cleanup the area quickly after the ceremony.

We're also up for an adventure if you schedule it in. We can sneak off to Prospect Park or the Brooklyn Bridge for beautiful portraits, or we can take advantage of the landscape of your venue, a nearby park, or the cityscape. Most options are best while it's still light outside, but talk to us about your ideas and we will help you plan what will be best for you. Should you decide to sneak off-site, we highly recommend a photobooth to keep your guests occupied and entertained.



FAMILY PORTRAITS

We will schedule 1 hour for each of your families, starting about 2 1/2 hours before the wedding is slated to begin. If you plan to see each other before the wedding, we'll schedule this right after the reveal. Everyone will be dressed and smiling because it's your wedding day.

Be sure to invite your aunts, uncles, cousins, best friends, and anyone else you want a formal picture with. We will take everything from the extended family portraits, to individuals, including everything in between.

We highly recommend that you each appoint someone to coordinate your family members, and to point out to us who is who. This will keep the work from falling on you. Even if we know beforehand who you want photographed, we will not recognize them by their name when we see their faces.

Most often, it will take less time than mentioned above, but we schedule it with a little cushion time so it will translate into an extra deep breath for everyone.

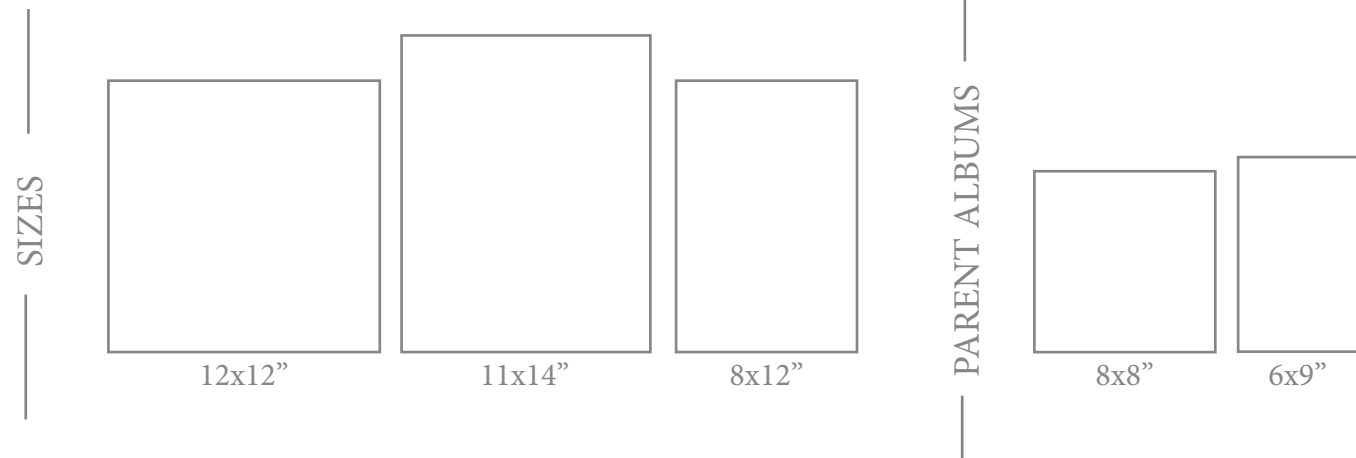
PORTRAITS AFTER YICHUD

After your time together in the yichud room, we will photograph a few more family portraits, as well as your couple portraits. (If you decide to see each other before the wedding, we can skip family portraits here all together).

Since we'll be on a limited time schedule, we recommend restricting this to the family members that are closest to you: parents, grandparents, and siblings. This will help keep things moving along quickly. We want to be sure to maximize the time for your couple portraits.

Your Wedding Album

We take great pride in offering you albums that are designed with you in mind. The album is where it all comes together. It is the place where you can re-live your wedding day, over and over again.



THE PROCESS

During your Wedding Viewing & Ordering Session, you will be seeing your wedding images for the first time. Upon viewing them, many of our clients realize just how much they will be missing if they don't pack in the pages in their album. Choose to add more pages, select your cover material and upgrades for your album such as a glass cover, one of our most popular cover selections. Then, we will design your wedding album for you, and send you a digital preview of the pages before they go to print.

The Album Edit: Once you have your pre-designed album pages, you will make notes about what images you would like to switch out or crop. Use the page number of the album, and the image numbers from your DVD. You can also add a description like "Top Left picture of so-and-so with a friend" or something similar. Also please let us know if you would like to add pages or make any edits to the images such as cropping or retouching (i.e. editing out distracting elements or facial acne, etc.). When choosing to switch out images, please try to choose vertical images for vertical, and horizontal images for horizontal.

We deliver heirloom albums. That means they are made of quality materials, and are built to last. Just be sure to take care of them. Don't worry, we'll provide you with the details on how to do that.

HEIRLOOM WEDDING ALBUMS

All albums start with 20 or 30 pages, with the option to add more. Choose from 12x12", 11x14" or 8x12". Albums 11x14, 12x12, or larger include all cover upgrades, including Glass, Canvas, and more.

The 8x12" Heirloom Album in our Boutique Package or A La Carte includes any one of our standard leather options. In our Essential Package, the 8x12 Heirloom Album has a Black or White leather cover.

BASIC LEATHERS



EXCLUSIVE LEATHERS & MORE



*Platinum Blonde & White Snake are non-Leather materials, and are used for parent albums.

THE ETERNAL IMAGE

We believe that a wedding should not be the last opportunity to create beautiful imagery together. The Eternal Image is a portrait session that gives couples the opportunity to get excited about their relationship, together.

The Eternal Image allows couples to take time to evaluate where their relationship is at various points in their journey, and capture beautiful memories of their life together on camera.

There does not need to be any specific format in which this is done, but rather it will be an experience personalized to each couple and where they are right now. This could range anywhere from casual portraits unwinding with a cup of tea and a cozy blanket, a tandem bike ride along the lake, or to specific milestones celebrating the momentous occasions in your life.

Many of us don't stop to appreciate what we have, and we're left without anything to enjoy our memories together. The Eternal Image is that opportunity to document your relationship evolving over the years, and build upon it over time.





“We are so grateful to you both for capturing our special day in such an incredible way. We’re in awe at how you were always at the right place at just the right moment to capture every facet of our wedding.”

Jordan & Penina

laibelschwartz | PHOTOGRAPHY

845.418.2527 | www.laibelschwartz.com | us@laibelschwartz.com

All images and text in this magazine are copyright Laibel Schwartz Photography, Inc. 2015. All Rights Reserved.
Magazine designed by Chana Schwartz. All images by Laibel Schwartz Photography, Inc.