

Sinks & Taps

BLANCO
By Symphony®



Originality is in BLANCO's origins

Quality has been key to BLANCO ever since the company was established in Germany way back in 1925.

Started by Heinrich Blanc, the business was founded on the principle of offering its customers the best in terms of design, function and innovation. Whilst BLANCO products may have changed considerably in response to changing times and needs, BLANCO's commitment to quality and service remains as firm as ever.

Helping people create their perfect kitchen has always been at the heart of BLANCO's thinking; and it always will be.

Making the most of your kitchen

BLANCO is an international business that focusses on providing the very best products from their Head Office and manufacturing plants in Germany. Symphony supplies a selection of BLANCO's superb range of sinks and taps that have been specially chosen to co-ordinate with the wide range of kitchen furniture styles that Symphony supplies.

BLANCO products have a reputation for innovation, versatility and high quality. BLANCO also offer exceptional choice with different materials, colours and models. BLANCO's extensive range will meet most requirements.

SILGRANIT® PuraDur®



SILGRANIT® PuraDur® is a unique “easy care” sink material which has been exclusively developed by BLANCO.

Benefits include:

- attractive colour options with a uniform surface finish
- smooth silk surface
- look and feel of natural stone
- superior durability
- repels water to protect its surface
- resistant to scratches, heat and stains

All SILGRANIT® PuraDur® sinks have a Hygiene Plus shield to protect against dirt and bacteria.

Stainless Steel

Stainless steel differs from most materials in that it can be integrated into almost any kitchen environment. Its most important properties:

- classic-timeless aesthetics
- does not rust
- completely heat resistant
- hygienic and suitable for food preparation
- stain and acid resistant
- easy to care for

BLANCO uses only the highest quality stainless steel to meet the most exacting requirements.



IF Low Profile Edge


IF unique BLANCO 1 mm Flat edge profile



A selection of stainless steel sinks now feature the IF edge profile.

The 1 mm edge of the sink sits flat on the worktop creating a modern flush mounted look. The unique IF edge is both a practical and an attractive feature.

Stainless Steel Sink Specification



- The clip rails on Blanco sinks are either fastened by laser welding or machine presses to ensure no ‘dimpling’ on the surface of the sink.
- Standard sink clips supplied with each sink are suitable for 30mm or 40mm worktops. Smaller sinks clips are available for 22mm worktops.
- Blanco stainless steel sinks are always a 18/10 grade. This represents the addition of chrome and nickel to the steel for guaranteed best performance, corrosion resistance and durability.
- The minimum cabinet size is detailed with each sink. If the sink is positioned at the end of a run of units use a larger sized unit.




Softline corners ensure no jagged or dangerous edges.



Blanco sinks have a totally unique water seal, applied during the manufacturing process at the Blanco plant in Germany. This factory fitted seal dramatically cuts fitting time and eliminates the risk of water ingress.

Note that ‘IF’ sinks do not have the blue seal due to their low profile. These sinks are fitted flush to the worktop and sealed with silicone.



Fixing clips are factory fitted during the manufacturing process.



- Blanco has been accredited to ISO 9001 since 1994 and is regularly audited.
- Blanco's environmental procedure compliance is regularly checked by the EC Commission Eco Audit.
- Sinks feature a low maintenance, easy-clean smooth steel finish.
- The WRAS logo within this document identifies a tap as being WRAS approved (Water Regulations Advisory Scheme).
- Chrome taps carry a 2 year warranty.
- Stainless steel and Silgranit sinks have a 25 year warranty.
- Blanco ceramic sinks have a 1 year warranty.
- Accessories carry a 1 year warranty.



- Villeroy and Boch sinks carry a 5 year warranty.
- Deva by Methven taps carry a 12 year warranty.
- InSinkErator Model 46 carries a 2 year warranty.
- InSinkErator Model 66 carries a 4 year warranty.

Core Inset Sinks

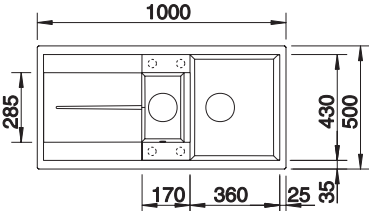
Core sink collection from Symphony

BLANCO
By Symphony®



Metra 6 S Sink in Anthracite

Metra 6 S SILGRANIT® PuraDur®



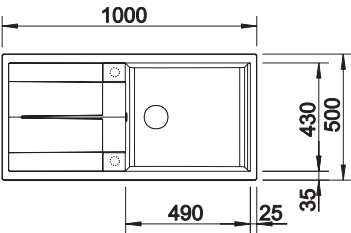
- BL468067
Anthracite
- BL468075
Jasmin

Anthracite colour shown
Alumetallic and White colours
are available in the A' la Carte
Inset Sinks section.



- Description:**
- Bowl(s) Depth: 190/130mm
 - Cabinet width min: 600mm
 - Cut out size: 980 x 480 x R15
 - Universal handing
 - Shown with optional stainless steel colander
 - Waste included - (BL218408)
 - Includes pop up waste

Metra XL SILGRANIT® PuraDur®



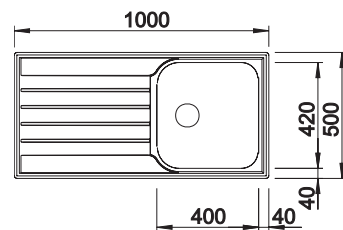
- BL468076
Anthracite
- BL468075
Jasmin

White colour shown
Alumetallic and White colours
are available in the A' la Carte
Inset Sinks section.



- Description:**
- Bowl(s) Depth: 190mm
 - Cabinet width min: 600mm
 - Cut out size: 980 x 480 x 15R
 - Universal handing
 - Waste included - (BL220468)
 - Includes pop up waste (not shown)

Livit XL 5 S STAINLESS STEEL 18/10

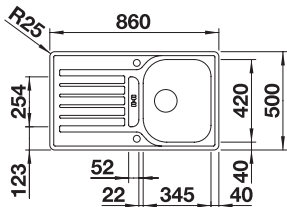


BL450836



- Description:
- Bowl(s) Depth: 165mm
 - Cabinet width min: 500mm
 - Cut out size: 982 x 482 x 15R
 - Universal handing
 - Waste included - (BLBFK001)

Lantos 45 S-IF STAINLESS STEEL 18/10

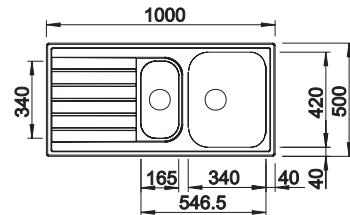


BL230792



- Description:
- Bowl(s) Depth: 155/23mm
 - Cabinet width min: 450mm
 - Cut out size: 836 x 476 X R15
 - Universal handing
 - Waste included - (BFK022)
 - Image shown with optional upgrade pop up waste - (BFK022)

Livit 6 S STAINLESS STEEL 18/10

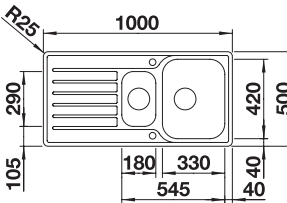


BL450839



- Description:
- Bowl(s) Depth: 160/137mm
 - Cabinet width min: 600mm
 - Cut out size: 982 x 482 x R15
 - Universal handing
 - Waste included - (BLBFK002)

Lantos 6 S-IF STAINLESS STEEL 18/10



BL230821

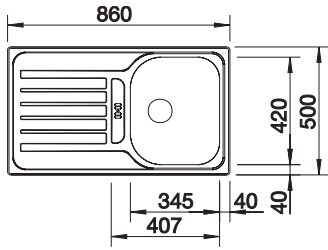


- Description:
- Bowl(s) Depth: 160/130mm
 - Cabinet width min: 600mm
 - Cut out size: 976 x 476 x R15
 - Universal handing
 - Shown with optional stainless steel colander
 - Waste included - (BFK002)

Lanis 45 S STAINLESS STEEL 18/10



BL237731PK

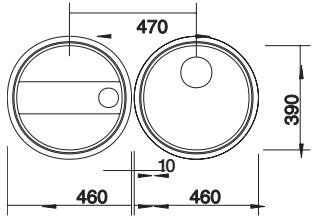


- Description:
- Bowl(s) Depth: 166/23mm
 - Cabinet width min: 450mm
 - Cut out size: 842 x 482 x R15
 - Universal handing
 - Waste included - (BFK021)

Rondo STAINLESS STEEL 18/10



BL513310 (Set) / B513306 (Sink only)

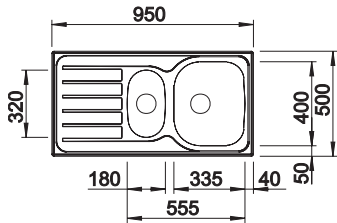


- Description:
- Bowl(s) Depth: 33/165mm
 - Cabinet width min: 500mm (sink or Drainer only), 600mm (complete set)
 - Cut out size: Diameter 444mm
 - Universal handing
 - Waste included - (BL212945) - bowl
 - Waste included - (BL212946) - drainer

Lanis 6 S STAINLESS STEEL 18/10



BL223697PK

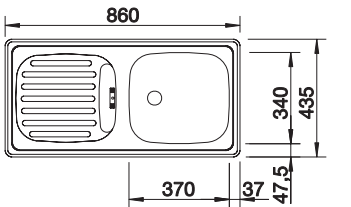


- Description:
- Bowl(s) Depth: 160/90mm
 - Cabinet width min: 600mm
 - Cut out size: 932 x 482 x R15
 - Universal handing
 - Waste included - (BFK016)

Flex STAINLESS STEEL 18/10

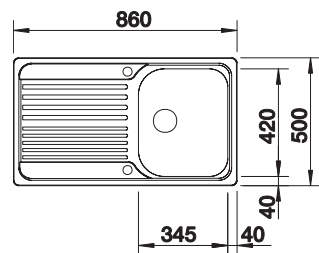


BL513674



- Description:
- Bowl(s) Depth: 150mm
 - Cabinet width min: 450mm
 - Cut out size: 842 x 417 x R15
 - Universal handing
 - Waste included - (BFKFLEX)

Tipo 45 S STAINLESS STEEL 18/10

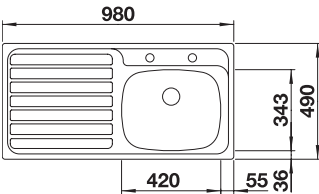


BL511985



- Description:
- Bowl(s) Depth: 170mm
 - Cabinet width min: 450mm
 - Cut out size: 842 x 482 x R15
 - Universal handing
 - Waste included - (BFK014) includes Black Plug

Standard 10 X 5

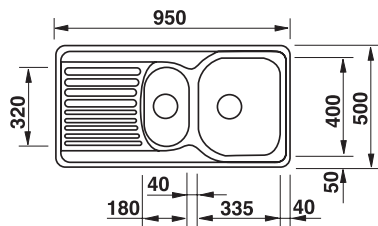


BL231368 (LHB) / BL231367 (RHB)



- Description:
- Bowl(s) Depth: 155mm
 - Cabinet width min: 500mm
 - Cut out size: 962 x 472 x R15
 - Please state hand of bowl
 - Waste included - (BFK032)

Bonus 6 S STAINLESS STEEL 18/10



BL512302



- Description:
- Bowl(s) Depth: 160/90mm
 - Cabinet width min: 600mm
 - Cut out size: 933 x 483 x R15
 - Universal handing
 - Waste included - (BFK016)

Core Undermount Sinks

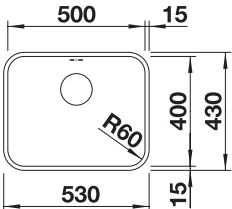
Core sink collection from Symphony

BLANCO
By Symphony®



Supra 400-U sink

Supra 500-U STAINLESS STEEL 18/10

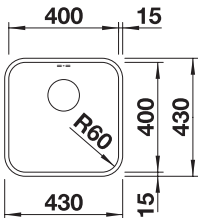


BL452615



- Description:**
- Bowl(s) Depth: 175mm
 - Cabinet width min: 600mm
 - Corner radius: 60mm
 - Undermount installation
 - Cut out size: template provided
 - Fixing kit included
 - Waste included - (BFK027)

Supra 400-U STAINLESS STEEL 18/10

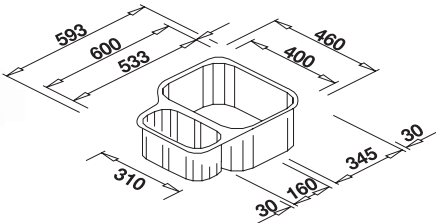


BL452613



- Description:**
- Bowl(s) Depth: 175mm
 - Cabinet width min: 450mm
 - Corner radius: 60mm
 - Undermount installation
 - Cut out size: template provided
 - Fixing kit included
 - Waste included - (BFK027)

Supreme 533-U STAINLESS STEEL 18/10



BL451556 (LHB) / BL451557 (RHB)



- Description:**
- Bowl(s) Depth: 170/130mm
 - Cabinet width min: 600mm
 - Corner radius: 60mm
 - Undermount installation
 - Cut out size: template provided
 - Fixing kit included
 - Please state hand of main bowl
 - Waste included - (BLBFK001) and (BLBFK005)

À la Carte Inset Sinks

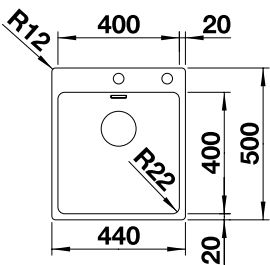
Special order studio collection

BLANCO
By Symphony®



Metra 8 S Sink in Anthracite

Andano 400-IF/A STAINLESS STEEL 18/10

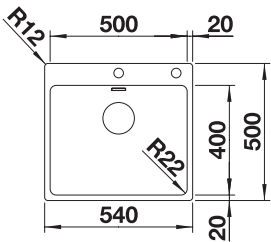


BL525244



- Description:**
- Bowl(s) Depth: L 190mm/190mm
 - Cabinet width: min 900mm
 - Corner radius: 12mm
 - Cut out size: template provided
 - Fixing kit included
 - Waste Included - (BL234072)

Andano 500-IF/A STAINLESS STEEL 18/10

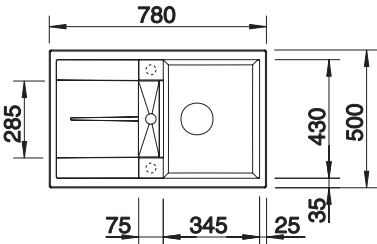


BL525245



- Description:**
- Bowl(s) Depth: 190mm
 - Cabinet width min: 600mm
 - Corner radius: 12mm
 - Cut out size: template provided
 - Fixing kit included
 - Waste included - (BL234072)

Metra 45 S SILGRANIT® PuraDur®



BL467230
Alumetallic



BL467229
Anthracite



BL467228
Jasmin



BL467227
White

White colour shown



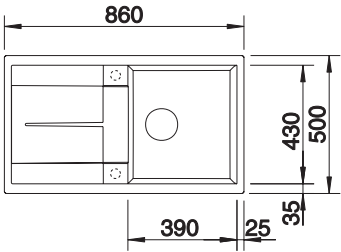

SILGRANIT® PuraDur® II with the patented hygiene protection formula

- Description:**
- Bowl(s) Depth: 190mm
 - Cabinet width min: 450mm
 - Cut out size: 760 x 480 x R15
 - Universal handing
 - Includes pop up waste

Metra 5 S SILGRANIT® PuraDur®




Anthracite colour shown

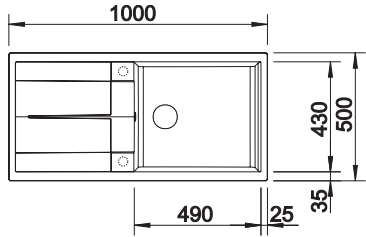


- Description:**
- Bowl(s) Depth: 190mm
 - Cabinet width min: 500mm
 - Cut out size: 840 x 480 x R15
 - Universal handing
 - Includes pop up waste (not shown)

Metra XL SILGRANIT® PuraDur®




White colour shown.
Anthracite and Jasmin colours
are available in the Core
Inset Sink Section

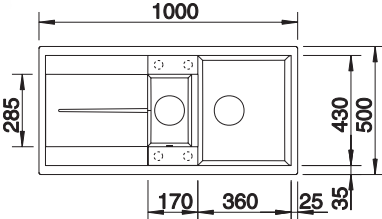


- Description:**
- Bowl(s) Depth: 190mm
 - Cabinet width min: 600mm
 - Cut out size: 980 x 480 x R15
 - Universal handing
 - Waste included - (BL220468)
 - Includes pop up waste (not shown)

Metra 6 S SILGRANIT® PuraDur®




Alumetallic colour shown
Anthracite and Jasmine
colours are available in the
Core Inset Sinks section

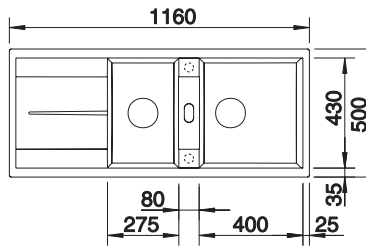


- Description:**
- Bowl(s) Depth: 190/130mm
 - Cabinet width min: 600mm
 - Cut out size: 980 x 480 x R15
 - Universal handing.
 - Shown with optional stainless steel colander
 - Waste included - (BL218408)
 - Includes pop up waste

Metra 8 S SILGRANIT® PuraDur®

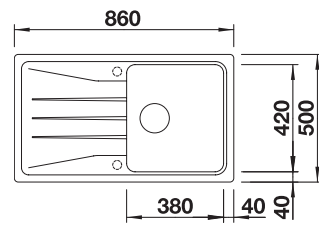


White colour shown



- Description:**
- Bowl(s) Depth: 190/190mm
 - Cabinet width min: 800mm
 - Cut out size: 1140 x 480 x R15
 - Universal handing
 - Waste included - (BL218409)

Sona 5 S SILGRANIT® PuraDur®



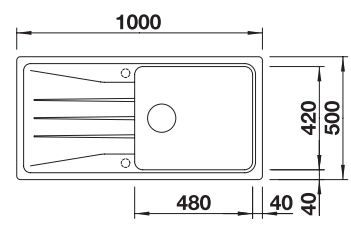
Jasmin colour shown

BL467778 Alumetallic	BL467777 Anthracite	BL467776 Jasmin	BL467775 White



- Description:
- Bowl(s) Depth: 190mm
 - Cabinet width min: 500mm
 - Cut out size: 840 x 480 x R15
 - Universal handing
 - Waste included - (BL231006)

Sona XL 6 S SILGRANIT® PuraDur®



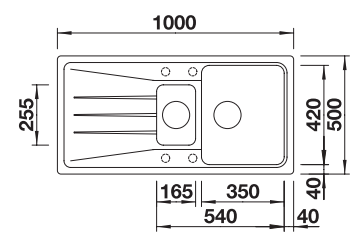
Jasmin colour shown

BL467786 Alumetallic	BL467785 Anthracite	BL467784 Jasmin	BL467783 White



- Description:
- Bowl(s) Depth: 190mm
 - Cabinet width min: 600mm
 - Cut out size: 980 x 480 x R15
 - Universal handing.
 - Waste included - (BL231006)

Sona 6 S SILGRANIT® PuraDur®



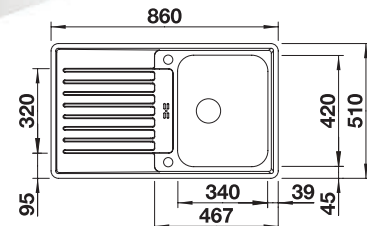
Anthracite colour shown

BL467782 Alumetallic	BL467781 Anthracite	BL467780 Jasmin	BL467779 White



- Description:
- Bowl(s) Depth: 100/190mm
 - Cabinet width min: 600mm
 - Cut out size: 980 x 480 x R15
 - Universal handing
 - Waste included - (BL231007)

Classic Pro 45 S-IF STAINLESS STEEL 18/10



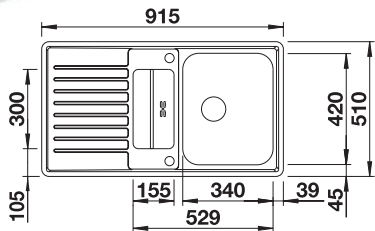
BL452644



- Description:
- Bowl(s) Depth: 170mm
 - Cabinet width min: 450mm
 - Cut out size: 839 x 489 x R15
 - Universal handing
 - Waste included - (BLBFK022)
 - Image shown with optional upgrade pop up waste - (BL226805)

Classic Pro 5 S-IF

STAINLESS STEEL 18/10



BL453565

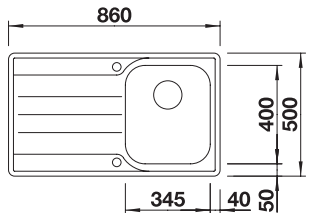


Description:

- Bowl(s) Depth: 170/38.5mm
- Cabinet width min: 500mm
- Cut out size: 894 x 489 x R15
- Universal handing
- Shown with optional crockery basket
- Waste included - (BLBFK022)
- Image shown with optional upgrade pop up waste - (BL225712)

Median 45 S-IF

STAINLESS STEEL 18/10



BL453263 (LHB) / BL453262 (RHB)

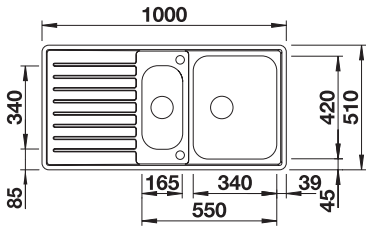


Description:

- Bowl(s) Depth: 190mm
- Cabinet width min: 450mm
- Cut out size: 836 x 476 x R15
- Please state hand of bowl
- Shown with optional crockery basket
- Waste included - (BLBFK001)

Classic Pro 6 S-IF

STAINLESS STEEL 18/10



BL453566

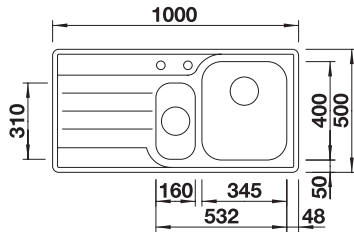


Description:

- Bowl(s) Depth: 170/130mm
- Cabinet width min: 600mm
- Cut out size: 979 x 489 x R15
- Universal handing
- Shown with optional stainless steel colander
- Waste included - (BLBFK002)
- Image shown with optional upgrade pop up waste - (BL225711)

Median 6 S-IF

STAINLESS STEEL 18/10



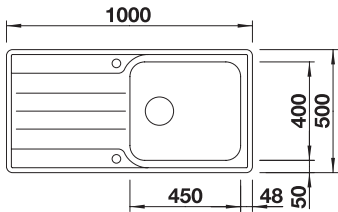
BL453273 (LHB) / BL453272 (RHB)



Description:

- Bowl(s) Depth: 190/130mm
- Cabinet width min: 600mm
- Cut out size: 976 x 476 x R15
- Please state hand of bowl
- Shown with optional stainless steel colander
- Waste included - (BLBFK002)

Median XL 6 S-IF STAINLESS STEEL 18/10

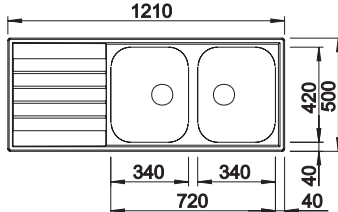


BL453266 (LHB) / BL453265 (RHB)



- Description:
- Bowl(s) Depth: 175mm
 - Cabinet width min: 600mm
 - Cut out size: 976 x 476 x R15
 - Please state hand of bowl
 - Waste included - (BLBFK001)

Livit 8 S STAINLESS STEEL 18/10

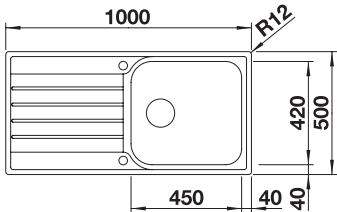


BL450840



- Description:
- Bowl(s) Depth: 160/160mm
 - Cabinet width min: 800mm
 - Cut out size: 1192 x 482 x R15
 - Universal handing
 - Waste included - (BLBFK002)

Livit XL 6 S STAINLESS STEEL 18/10



BL453364



- Description:
- Bowl(s) Depth: 160mm
 - Cabinet width min: 600mm
 - Cut out size: 982 x 482 x R15
 - Universal handing
 - Waste included - (BLBFK001)

À la Carte Undermount Sinks

Special order studio collection

BLANCO
By Symphony®

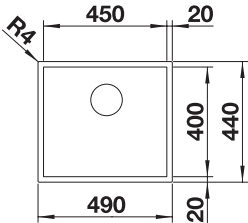


Subline 340/160-U sink

Z-Style 450-IFU



BL468418

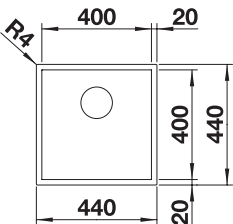


- Description:
- Bowl(s) Depth: 175mm
 - Cabinet width min: 500mm
 - Cut out size: 430 x 480 x R15
 - Inset or undermount installation
 - Waste included - (BL227384)

Z-Style 400-IFU



BL468337

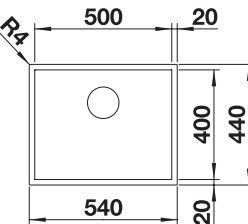


- Description:
- Bowl(s) Depth: 175mm
 - Cabinet width min: 450mm
 - Cut out size: 430 x 430 x R15
 - Inset or undermount installation
 - Waste included - (BL227384)

Z-Style 500-IFU



BL468338

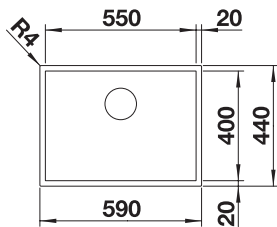


- Description:
- Bowl(s) Depth: 175mm
 - Cabinet width min: 600mm
 - Cut out size: 430 x 530 x R15
 - Inset or undermount installation
 - Waste included - (BL227384)

Z-Style 550-IFU



BL468419

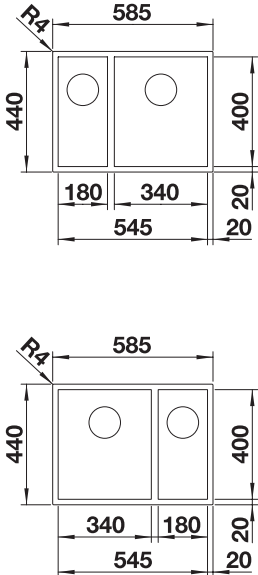


- Description:
- Bowl(s) Depth: 254mm
 - Cabinet width min: 600mm
 - Cut out size: 430 x 580 x R15
 - Inset or undermount installation
 - Waste included - (BL227384)

Z-Style 340/180-IFU



BL468340 - (LHB) / BL468341 - (RHB)

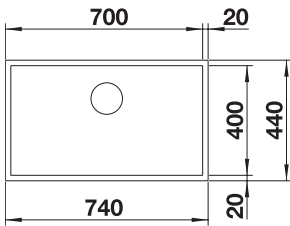


- Description:
- Bowl(s) Depth: 130/174mm
 - Cabinet width min: 600mm
 - Cut out size: 545 x 400 x R10
 - Inset or undermount installation
 - Waste included - (BL234516)
 - Specify hand of main bowl

Z-Style 700-IFU



BL468339

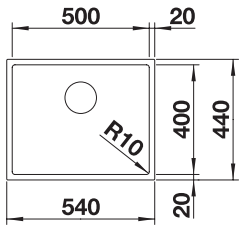


- Description:
- Bowl(s) Depth: 254mm
 - Cabinet width min: 800mm
 - Cut out size: 430 x 730 x R15
 - Inset or undermount installation
 - Waste included - (BL227384)

C-Style 500-IFU



BL468413

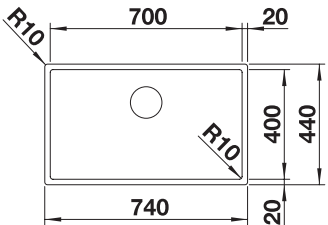


- Description:
- Bowl(s) Depth: 190mm
 - Cabinet width min: 600mm
 - Cut out size: 400 x 500 x R10
 - Inset or undermount installation
 - Waste included - (BL227384)

C-Style 700-IFU



BL468415

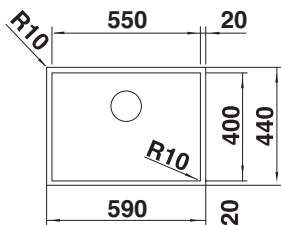


- Description:
- Bowl(s) Depth: 190mm
 - Cabinet width min: 800mm
 - Cut out size: 700 x 400 x R10
 - Inset or undermount installation
 - Waste included - (BL227384)

C-Style 550-IFU



BL468414

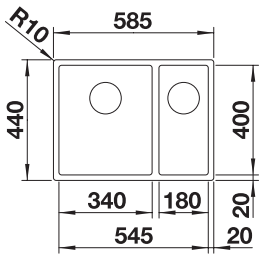
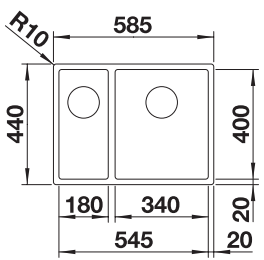


- Description:
- Bowl(s) Depth: 190mm
 - Cabinet width min: 600mm
 - Cut out size: 400 x 550 x R10
 - Inset or undermount installation
 - Waste included - (BL227384)

C-Style 340/180-IFU

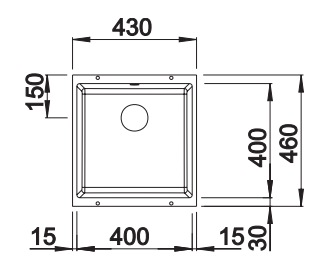


BL468417 - (LHB) / BL468416 - (RHB)



- Description:
- Bowl(s) Depth: 130/190mm
 - Cabinet width min: 600mm
 - Cut out size: 545 x 400 x R10
 - Inset or undermount installation
 - Waste included - (BL234516)
 - Specify hand of main bowl

Subline 400-U SILGRANIT® PuraDur®



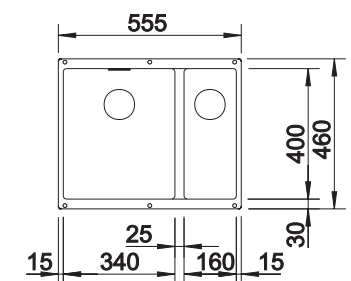
White colour shown

BL450852 Alumetallic	BL450861 Anthracite	BL450854 Jasmin	BL450853 White

Hygiene+Plus
SILGRANIT® PuraDur® I with the patented hygiene protection formula

- Description:
- Bowl(s) Depth: 190mm
 - Cabinet width min: 500mm
 - Cut out size: 400 x 400 x R10
 - Undermount installation
 - Waste included - (BL229072)

Subline 340/160-U SILGRANIT® PuraDur® II



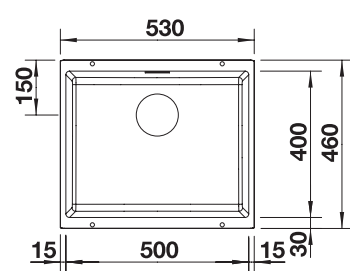
BL450802 (LHB) / BL467811 (RHB) Anthracite colour shown

BL450800(LHB) BL467813(RHB) Alumetallic	BL450806(LHB) BL467812(RHB) Anthracite	523553 (LHB) 523563 (RHB) Jasmin	BL450801(LHB) BL467810(RHB) White

Hygiene+Plus
SILGRANIT® PuraDur® II with the patented hygiene protection formula

- Description:
- Bowl(s) Depth: 190/130mm
 - Cabinet width min: 600mm
 - Cut out size: 525 x 400 x R10
 - Please state hand of main bowl
 - Undermount installation
 - Waste included - (BL229073)

Subline 500-U SILGRANIT® PuraDur®



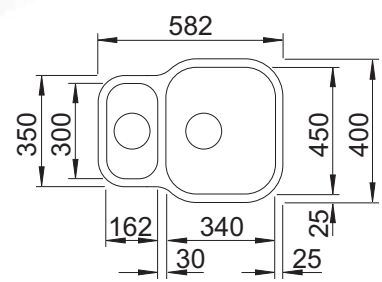
Tartufo colour shown

BL450794 Alumetallic	BL450793 Anthracite	BL450790 Jasmin	BL450788 White

Hygiene+Plus
SILGRANIT® PuraDur® I with the patented hygiene protection formula

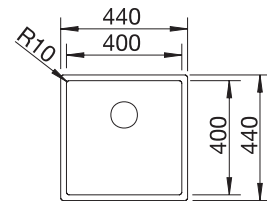
- Description:
- Bowl(s) Depth: 190mm
 - Cabinet width min: 600mm
 - Cut out size: 500 x 400 x R10
 - Undermount installation
 - Waste included - (BL229072)

Essential 530-U STAINLESS STEEL 18/10



- Description:
- Bowl(s) Depth: 130/180mm
 - Cabinet width min: 600mm
 - Cut out size: template provided
 - Universal handing
 - Undermount installation
 - Waste included - (BLBFK051) and (BLBFK052)

Claron 400-U STAINLESS STEEL 18/10



BL467691



Description:

- Bowl(s) Depth: 190mm
- Cabinet width min: 450mm
- Cut out size: 400 x 400 x R10
- Undermount installation
- Waste included - (BL225078)

Traditional Belfast Sinks

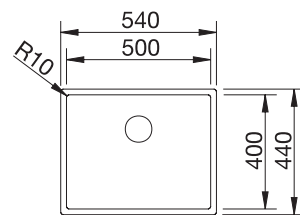
Special order Belfast sink collection

BLANCO
By Symphony®



Traditional Belfast Sink

Claron 500-U STAINLESS STEEL 18/10



BL467693

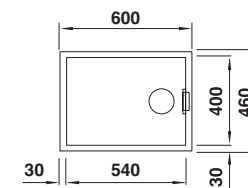


Description:

- Bowl(s) Depth: 190mm
- Cabinet width min: 600mm
- Cut out size: 500 x 400 x R10
- Undermount installation
- Waste included - (BL225078)

Traditional Belfast Sink

BL468008



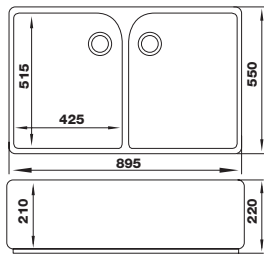
Description:

- Sink Height: 245mm
- Universal handing
- Suitable for use with the 600mm Belfast Sink Unit
- Waste included - (BLBFK029)

Double Belfast Sink



FARMHOUSE90



- Description:
- Sink Height: 200mm
 - Universal handing
 - Suitable for use with the 900mm Belfast Sink Unit
 - Waste included - (CP501)

Core Tap Offer

Core tap collection from Symphony

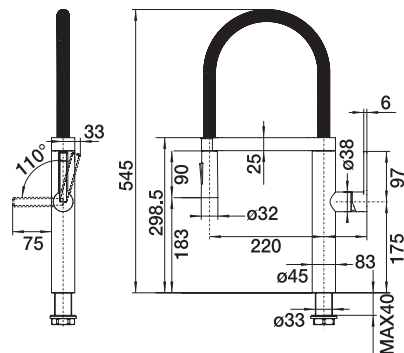


Culina-S Tap

Culina-S




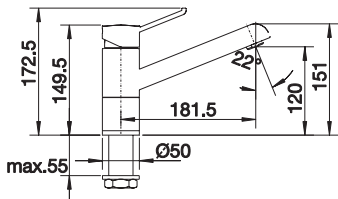
BM4800CHB



- Description:**
- Single lever monobloc mixer tap
 - Ceramic disc valve
 - Spray rinse feature on magnetic parking arm
 - Recommended high pressure supply
 - Minimum 0.5 bar
 - Maximum 5.0 bar
 - Includes metal tap stabilising bracket
 - Right hand lever suitable for use with left hand bowl sinks

Dimensions:
Height: 545
Reach: 220
Base: 45
Tap Hole: $\phi 35$

Zenos



Jasmine colour shown
Alumetallic and White colours
are available in the A' La Carte Tap
Offer section.

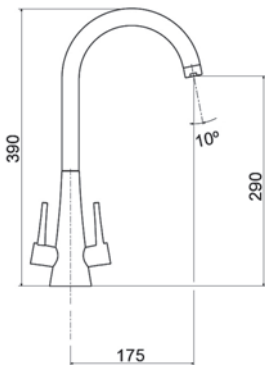
- Description:**
- Single lever mixer tap
 - Ceramic disc valve
 - Co-ordinates with Silgranit® PuraDur® sinks
 - Recommended high pressure supply
 - Minimum 0.5 bar
 - Maximum 5.0 bar

Dimensions:
Height: 172
Reach: 181
Base: 50
Tap Hole: $\phi 35$

Spirex



BM3060CHB



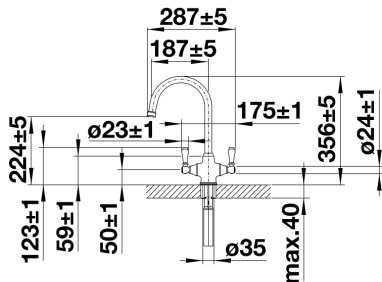
- Description:**
- Cruciform monobloc mixer tap
 - Ceramic disc valve
 - High arch spout
 - Suitable for high and low pressure supply
 - Minimum 0.3 bar
 - Maximum 5.0 bar
 - Includes metal tap stabilising bracket

Dimensions:
Height: 390
Reach: 175
Base: 55
Tap Hole: $\phi 35$

Vicus



524284B



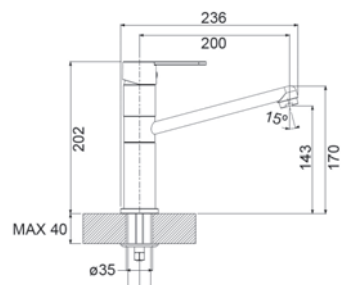
- Description:**
- Cruciform Monobloc Mixer Tap
 - Suitable for low pressure, gravity and pressure system
 - Minimum 0.3 bar
 - Maximum 5.0 Bar
 - Includes metal tap Stabilising bracket

Dimensions:
Height: 347
Reach: 194
Base: 50
Tap Hole: $\phi 35$

Fleet



BM1630CHB



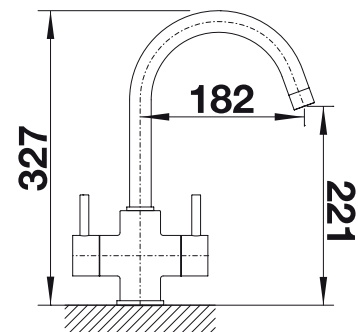
- Description:**
- Single lever mixer tap
 - Ceramic disc valve
 - Recommended high pressure supply
 - Minimum 0.5 bar
 - Maximum 5.0 bar
 - Includes metal tap stabilising bracket

Dimensions:
Height: 202
Reach: 200
Base: 43
Tap Hole: ø35

Camia



525334B



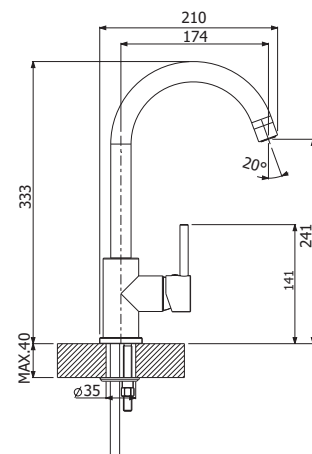
- Description:**
- Twin Lever Monobloc Mixer Tap
 - Suitable for low pressure
 - Minimum 0.3 bar
 - Maximum 5.0 Bar
 - Includes metal tap Stabilising bracket

Dimensions:
Height: 327
Reach: 182
Base: 52
Tap hole: ø35

Envoy (Eco Tap)



BM1626CHB



- Description:**
- Eco 6 litre/min flow regulated tap
 - Single lever monobloc mixer tap
 - Ceramic disc cartridge
 - Recommended high pressure supply
 - Minimum 0.5 bar
 - Maximum 5.0 bar
 - Includes metal tap stabilising bracket
 - Left hand lever suitable for use with right hand bowl sinks

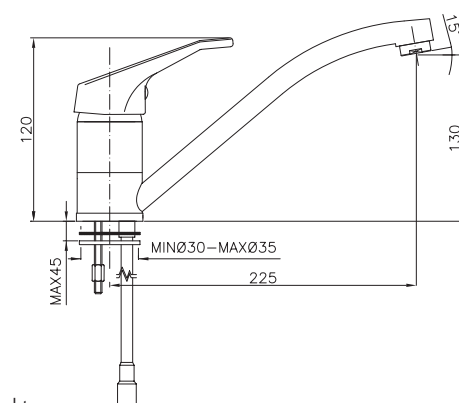
Dimensions:
Height: 333
Reach: 174
Base: 43
Tap Hole: ø35



Crest 6 (Eco Tap)



BM1406CHB



- Description:**
- Eco 6 litre/min flow regulated tap
 - Single lever monobloc mixer tap
 - Extra long reach spout
 - Ceramic disc cartridge
 - Suitable for high and low pressure supply
 - Minimum 0.5 bar
 - Maximum 5.0 bar
 - Includes metal tap stabilising bracket

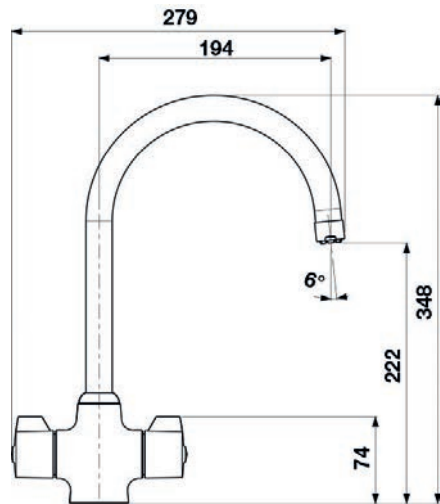
Dimensions:
Height: 120
Reach: 225
Base: 50
Tap Hole: ø35



Silk



452855B



- Description:**
- Cruciform Monobloc Mixer Tap
 - Suitable for low pressure, gravity and pressure system
 - Minimum 0.3 bar
 - Maximum 5.0 Bar

- Dimensions:**
- Height: 347
 - Reach: 194
 - Base: 50
 - Tap hole: ø35

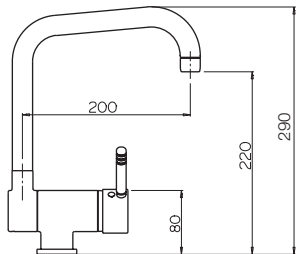
Access (Eco Tap)



BM5906CHB



- Description:**
- Eco 6/litre/min flow regulated tap
 - Single lever monoblock mixer tap
 - Spout rotates forward for ease of access
 - Ceramic disc cartridge
 - 15mm Copper tail inlets
 - Recommended high pressure supply
 - Minimum 0.5 bar
 - Maximum 5.0 bar
 - Includes metal tap stabilising bracket
 - Right hand lever suitable for use with left hand bowl sinks

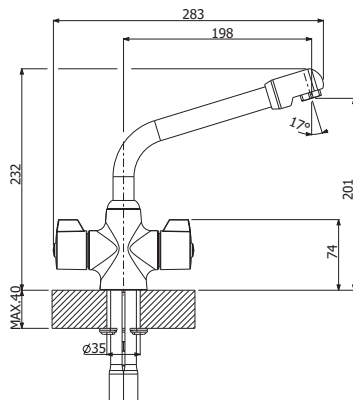


- Dimensions:**
- Height: 290
 - Reach: 210
 - Base: 50
 - Tap Hole: ø35

Cadet (Eco Tap)



BM1606CH



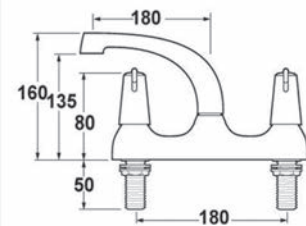
- Description:**
- Eco 6 litre/min flow regulated tap Cruciform monobloc ¼ turn mixer tap
 - Ceramic disc valves
 - Suitable for high and low pressure supply
 - Minimum 0.3 bar
 - Maximum 5.0 bar

- Dimensions:**
- Height: 232
 - Reach: 198
 - Base: 50
 - Tap Hole: ø35

Deva Deck Quarter Turn



DLT105



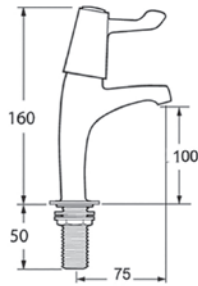
- Description:**
- Quarter turn deck mixer tap
 - Swivel spout
 - Ceramic valve
 - Suitable for high and low pressure supply
 - Minimum 0.1bar
 - Maximum 5.0 bar

- Dimensions:**
- Height: 160
 - Reach: 180
 - Base: 180

Deva Pillar Lever Head



DLT103



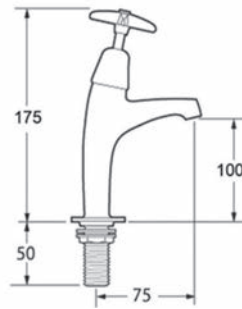
- Description:**
- Hot and cold ¼ turn lever pillar taps
 - Ceramic disc valve
 - Suitable for high and low pressure supply
 - Minimum 0.1bar
 - Maximum 5.0 bar

Dimensions:
Height: 160
Reach: 75

Deva Pillar Cross Head



183X



- Description:**
- Cross head pillar taps
 - Ceramic valve
 - Suitable for high and low pressure supply
 - Minimum 0.1bar
 - Maximum 5.0 bar

Dimensions:
Height: 175
Reach: 75

A' La Carte Tap Offer

Special Order Studio Collection



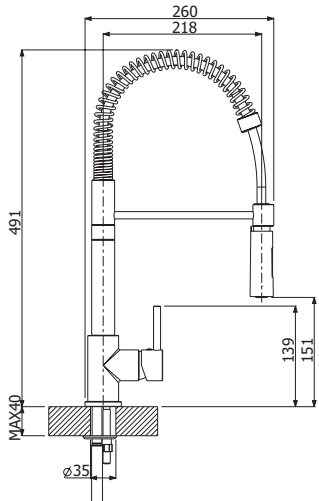
Emir Tap

Ellipse



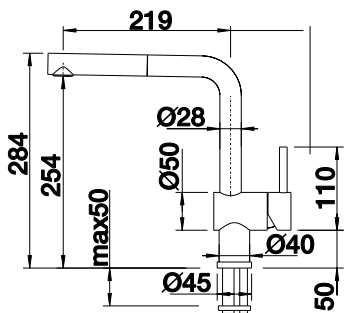
BM1640CHB

- Description:**
- Professional-style single mixer tap with spray rinse feature
 - Ceramic disc cartridge
 - Recommended high pressure supply
 - Minimum 1.0 bar
 - Maximum 5.0 bar
 - Includes metal tap stabilising bracket
 - Right hand lever suitable for use with left hand bowl sinks




Dimensions:
Height: 491
Reach: 218
Base: 43
Tap Hole: ø35

Linus-S



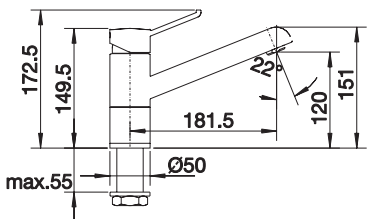
Anthracite colour shown



- Description:**
- Single lever Silgranit mixer tap
 - Ceramic disc cartridge
 - Co-ordinates with Silgranit® PuaDur® sinks
 - Recommended high pressure supply
 - Minimum 1.0 bar
 - Maximum 5.0 bar

Dimensions:
Height: 284
Reach: 219
Base: 45
Tap Hole: ø35

Zenos

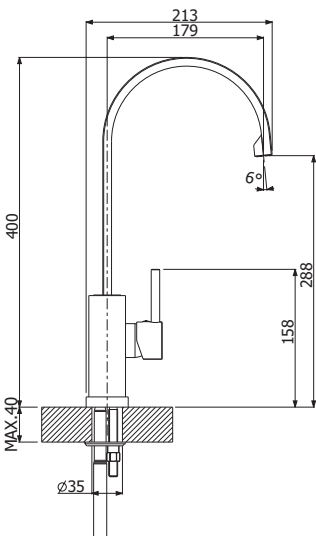


Alumetallic and White colour shown
Anthracite and Jasmine colours
are available in the Core Tap
Offer section

- Description:**
- Single lever mixer tap
 - Ceramic disc valve
 - Co-ordinates with Silgranit® PuraDur® sinks.
 - Recommended high pressure supply
 - Minimum 0.5 bar
 - Maximum 5.0 bar

Dimensions:
Height: 172
Reach: 181
Base: 50
Tap Hole: ø35

Emir

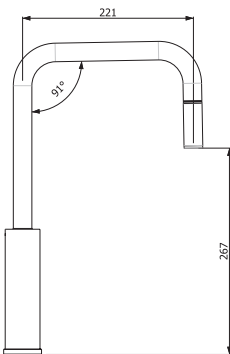


BM1645CHB

- Description:**
- Single lever monobloc mixer tap
 - Ceramic disc cartridge
 - Recommended high pressure supply
 - Minimum 1.0 bar
 - Maximum 5.0 bar
 - Includes metal tap stabilising bracket
 - Right hand lever suitable for use with left hand bowl sinks

Dimensions:
Height: 400
Reach: 179
Base: 42
Tap Hole: ø35

Galaxy



BM1360CHB

- Description:**
- Monobloc mixer tap with pull out head on a flexi hose
 - Ceramic disc control
 - High reach feature
 - Recommended high pressure supply
 - Minimum 1.5 bar
 - Maximum 5.0 bar
 - Supplied with non-return valves
 - Includes metal tap stabilising bracket
 - Right hand lever suitable for use with left hand bowl sinks

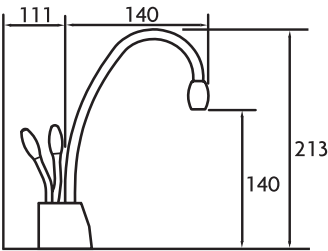
Dimensions:
Height: 405
Reach: 221
Base: 45
Tap Hole: ø35

HC1100 ISE Hot and Cold Tap



WHC1100CH

- Description:**
- Instant boiling and cold filtered water supply
 - Designed to supplement a standard mixer tap
 - Recommended high pressure supply
 - Minimum 1.7 bar
 - Maximum 8.6 bar
 - Supplied with non-return valves
 - 2.5 litre capacity storage tank
 - Requires hole diameter 35-38mm



Dimensions:
Height: 405
Reach: 221
Base: 45
Tap Hole: ø35

Tap Support Brackets



BL450775 - For use with Solid Copper Tails
BL467720 - For use with Flexi Tails

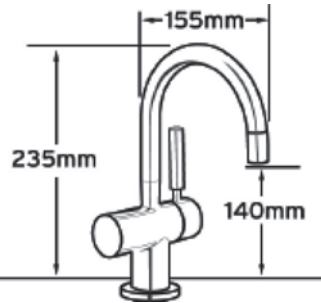
- Description:**
- Heavy duty metal tap stabilising bracket
 - Two variations, one for solid tails and one for flexi tails
 - Supplied with selected taps where appropriate
 - Required when using high neck taps on stainless steel inset sinks

Single Lever ISE Hot and Cold Tap



WHC3300CH

- Description:**
- Instant boiling and cold filtered water supply
 - Designed to supplement a standard mixer tap
 - Recommended high pressure supply
 - Minimum 1.7 bar.
 - Maximum 8.6 bar.
 - Locking lever activates hot supply
 - 2.5 litre capacity storage tank
 - Requires hole diameter 35-38mm
 - Filter system included
 - Right hand lever suitable for use with left hand bowl sinks



Dimensions:
Height: 235
Reach: 155
Tap Hole: ø35

Sink Accessories

Code	Colour	Compatible with sinks:
COLANDERS		
BL235236	Stainless Steel	Lantos 6-IF
BL207600	Stainless Steel	Lantos 6 S-IF
BL217348	Stainless Steel	Bonus 6S, Lanis 61
BL227692	Stainless Steel	Supra 400-U, Supra 500-U, Andano 500-IF/A
BL208195	Stainless Steel	Supreme 533-U, Median 6 S-IF, Median XL 6 S-IF, Median 45 S-IF
BL467639	Stainless Steel	Classic Pro 6 S-IF, Claron 400-U, Claron 500-U, Quarta 500-U, Quarta 340/180-U
BL219649	Stainless Steel	Claron 400-U, Claron 500-U, Z-Style 400-IFU/450-IFU/500-IFU/550-IFU/700-IFU
BL227689	Stainless Steel	Subline 400-U, Subline 500-U, Subline 340/160-U
BL231178	Stainless Steel	Sona 6S
BL223297	Wire	Subline 400-U, Subline 500-U, Sona 5S, Sona XL 6S, Metra 6S
BASKETS		
BL507829	Stainless Steel	Metra 45S, Metra 5S, Metra 6S, Median XL 6 S-IF, Metra XL, Metra 8S, Supra 500-U, Classic Pro 45 S-IF, Classic Pro 5 S-If, Classic Pro 6 S-IF, Bonus 6S, Sona 5S, Sona 6S, Sona XL 6S, Lantos 6-IF
BL001001	Stainless Steel	Lantos 45 S-IF, Lantos 6 S-IF, Tipo 45S, Bonus 6S, Supreme 533-U
BL220574	Stainless Steel	Rondo Set
BL514238	Stainless Steel	Median 45 S-IF, Median 6 S-If
DRAINER		
BL467637	Stainless Steel	Claron 400-U, Claron 500-U, Quarta 500-U, Quarta 340/180-U
CHOPPING BOARDS		
BL218421	Wood (410mmØ)	Rondo Set
BL467638	Wood (360 x 420mm)	Claron 400-U, Claron 500-U, Quarta 500-U, Quarta 340/180-U
BL514650	Wood (250 x 370mm)	Classic Pro 45 S-If, Classic Pro 5 S-IF, Classic Pro 6 S-IF
BL225362	Wood (260 x 540mm)	Classic Pro 45 S-If, Classic Pro 5 S-IF, Classic Pro 6 S-IF
BL217611	White (260 x 530mm)	Lantos 6 S-IF, Median XL 6 S-IF, Sona 5S, Sona 6S, Sona XL 6S, Metra 6 S, Livit 6 S, Lanis 45 S, Lanis 6 S
BL227697	Glass (240 x 435mm)	Supra 400-U, Supra 500-U, Subline 400-U, Subline 500- U, Subline 340/160-U Z-Style 400-IFU/450-IFU/500-IFU/550-IFU/700-IFU, Z-Style 340/180-IFU LHB/RHB, C-Style 500-IFU/550-IFU/700-IFU, C-Style 340/180-IFU LHB/RHB
BL467641	Glass (200 x 420mm)	Claron 400-U, Claron 500-U, Quarta 500-U, Quarta 340/180-U Z-Style 400-IFU/450-IFU/500-IFU/550-IFU/700-IFU, Z-Style 340/180-IFU LHB/RHB, C-Style 500-IFU/550-IFU/700-IFU, C-Style 340/180-IFU LHB/RHB
BL467643	Glass (240 x 420mm)	Claron 400-U, Claron 500-U, Quarta 500-U, Quarta 340/180-U Z-Style 400-IFU/450-IFU/500-IFU/550-IFU/700-IFU, Z-Style 340/180-IFU LHB/RHB, C-Style 500-IFU/550-IFU/700-IFU, C-Style 340/180-IFU LHB/RHB
SINK CLIPS		
BL453648	Stainless Steel	For use with 22mm laminate worktops (pack of 10)

Waste Disposal

An InSinkEerator food waste disposer is a simple, convenient and hygienic way of reducing organic waste. Fitted easily and discreetly under the sink, a waste disposer effortlessly grinds food waste into tiny particles that are flushed away in seconds providing an environmentally responsible answer to the growing problem of food waste.



MODEL46

Model 46

- Description:
- 0.55 hp motor
 - Large grind chamber
 - Dimensions: 318H x 160W
 - Capacity 980ml
 - Requires 3½" round waste
 - Waste kit included
 - Not available with 10X5, Flex and sinks with pop up wastes
 - CE approved



MODEL66

Model 66

- Description:
- Built-in air switch - 33mm cut-out required in worktop
 - 0.75 hp motor
 - Quiet-Plus sound reduction system
 - Auto reversegrinding system
 - Large grind chamber
 - Dimensions: 318H x 185W
 - Capacity 980ml
 - Requires 3½" round waste
 - Waste kit included
 - Not available with 10X5, Flex and sinks with pop up wastes
 - CE approved



Taking proper care of your sink will ensure that it stays looking good and working well for many years.

It is advised that you do not use rubber mats which may contain softeners that can damage the sink's surface. Also, take special care when placing heavy or sharp objects into the sink and do not store open containers of cleaning agents or chemicals in the cabinet underneath it. This should be well ventilated so that condensation doesn't form on the underside of the sink.

Cleaning and care of Blanco Silgranit® sinks

For daily cleaning, we recommend using a mild cream detergent to prevent the formation of stains. After pouring away tea or coffee, rinse the sink thoroughly with water to prevent limescale deposits building up. Pan marks can be removed by scouring with the rough side of a sponge.

For thorough cleaning of persistent stains, tough limescale deposits or discoloration, fill the sink with 1-2 cm of water, add detergent and leave to soak for several hours or overnight. Then drain the sink, rinse thoroughly and rub dry.

Cleaning and care of stainless steel sinks

Daily cleaning of tea stains, grease and limescale should be carried out using a cream cleaner on a soft cloth. Thicker limescale deposits can be treated with a proprietary limescale remover and a soft brush. Always rinse thoroughly after limescale treatment.

Blanco stainless steel sinks will not rust but can sometimes appear with brown spots on the surface. These can be removed with a stainless steel cleaner such as Bar Keeper's Friend. However, contact with excessive heat or flame should be avoided since this will turn the surface blue or gold and cannot be reversed.

Scratch marks will occur during normal use but these can be made less noticeable using a stainless steel cleaner. Also, as the sink ages, the scratches become less noticeable.

The following harmful substances should never be allowed to come into contact with a stainless steel sink: mortar, cement, plaster, concrete, tile cement, grout, acids, silver dip, photographic fluids. Bleach is only safe if diluted to one capful per 18 gallons of water.

Tap after-care support

The highest production standards and quality inspection procedures ensure that your taps provide many years of trouble free operation. In the unlikely event that you experience a problem with your tap please contact your housebuilder to ensure a quick resolution.

Symphony Brands



Symphony presents a diverse range of brands spanning kitchen, bedroom and bathroom furniture. Our kitchens incorporate modern handleless kitchens in Linear, to the highest quality contemporary and classic kitchens in Gallery. Freedom provides a range of attractive, accessible and multigenerational kitchen designs that comply with the latest building regulations. The Laura Ashley Kitchen Collection brings the rich design heritage of the brand to an inspirational and distinctive collection of furniture.

Our Urbano bedroom furniture includes fully fitted styles, front frame and sliding robes, whilst our Aquadi bathroom brand encompasses a range of modular and fully fitted designs.

For further information please visit www.symphony-group.co.uk or email enquiries@symphony-group.co.uk.



by Symphony



by Symphony



BLANCO

By Symphony®

The Symphony Group Plc,
Pen Hill Estate,
Park Spring Road,
Barnsley,
South Yorkshire,
S72 7EZ

Tel: 01226 446000

Email: enquiries@symphony-group.co.uk

www.symphony-group.co.uk

Additional Units Tel: 01226 446610

© The Symphony Group PLC 2021

To ensure the continuous development and improvement of our products, we reserve the right to make changes to the colour, design and descriptions or methods of manufacture of our furniture. Such changes may be made without prior notice and without incurring liability.

Colour reproduction in this brochure is as accurate as printing techniques will allow.

Copyright and all other rights in this brochure and the photographs and other works upon which it is based, are owned by The Symphony Group PLC and Blanco Ltd. No part of the brochure and said photographs and other works may be reproduced or transmitted in any form or by any means (including but not limited to photocopying or storing in any electronic medium) without the prior express written permission of The Symphony Group PLC and Blanco Ltd.