

# Full Spectrum Sanctuary 5 by Clearlight®



## Features

### Therapeutic Far Infrared Heaters

Clearlight's exclusive True Wave® Far Infrared heaters are the only patented low EMF full spectrum heaters on the market. True Wave combination carbon/ceramic low EMF / low ELF heaters surround you in healing infrared heat.

### True Wave® Full Spectrum Heaters

Our full spectrum near, mid and far infrared heaters deliver over 20 times the power of the nearest leading competitor. Our patented heating system allows for the deepest penetration with peak performance for the best results.

### Doctor Designed Recliner Bench

Relax in comfort in your sauna with our exclusive recliner or flat bench.

### Italian Inspired Design & Glass Roof

The open feel and beautiful design of your Sanctuary sauna will compliment every room.

### Beautiful Accent Lights

Energy efficient LED lights highlight the beauty of your sauna while providing gentle ambient lighting.

### Charging & Audio Station

Charge your smart device inside the sauna and connect your favorite audio device with Bluetooth or the included MP3 jack.

### Built-in Ergonomic Backrest

Relax close to the soothing infrared heat against the Chiropractor designed built-in ergonomic backrest.

### Combination Door Handle/Tablet Cradle For Easy Media Viewing

Place your tablet on the door handle for easy viewing of your favorite shows or movies.



#### Enhanced Audio Sound System

Bluetooth and AUX inputs makes it easy to connect and listen to your audio devices.



#### Digital Keypad Controls

Digital keypad controls temperature, time, lights, heater intensity and reservation mode.



#### Chromotherapy

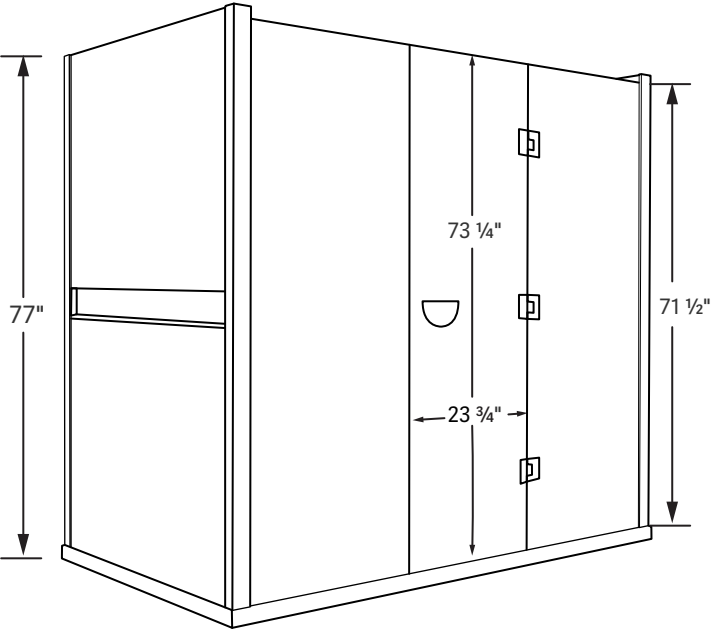
Your Sanctuary sauna comes upgraded with our therapeutic Chromotherapy. Choose from one of twelve colors or auto-cycle through all color tones.



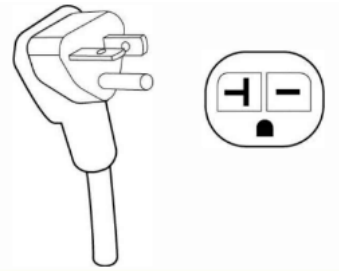
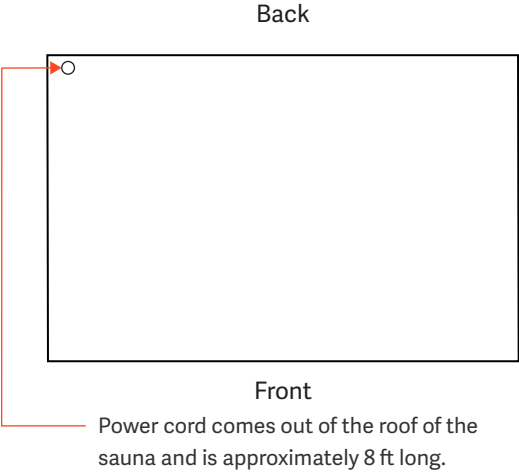
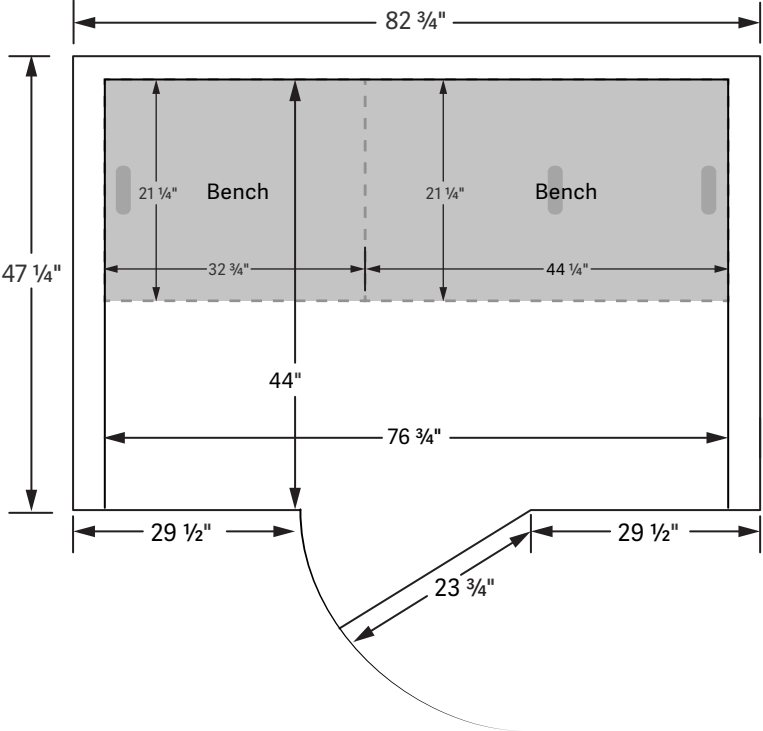
#### Smart Device Control (Optional)

Log in from your smart device and remotely operate your sauna.

# Full Spectrum Sanctuary 5 by Clearlight®



Top View



240V / 20Amp Electrical Required NEMA 6-20p

## Specifications

<b>Construction</b> Eco-Certified wood choices: Mahogany Exterior/Interior Basswood Exterior/Interior Tongue & Groove Construction  <b>Weight:</b> 727 lbs	<b>Exterior</b> Width: 82 3/4" Depth: 47 1/4" Height: 77" Door: 23 3/4" x 73 1/4"	<b>Interior</b> Width: 76 3/4" Depth: 44" Height: 71 1/2"  <b>Adjustable Bench:</b> 76 3/4" x 21 1/4" Bench Height: 20"	<b>Heaters</b> Four 500W True Wave® Carbon/Ceramic Far Infrared and Full Spectrum Heaters  <b>Power:</b> 240V / 3,960W / 20A	<b>Limited Lifetime Residential Warranty</b> Cabinetry & Glass Electrical Heaters Controls	<div>!!</div> <b>Attention: Make sure largest panel can fit through all access points from location entrance to sauna set up location</b>
--	---	--	--	--	---

# Full Spectrum Sanctuary 5 by Clearlight®

Individual panel sizes laying flat in inches

Panel	Length	Width	Height
Roof	77 ½	22 ¼	3
Floor	82 ¾	47 ¾	2 ¼
Left Side	76 ½	47 ¼	3 ½
Right Side	76 ½	7 ¼	3 ½
Back Wall	74	77 ¼	2
Front Wall	74	77 ¼	¼

## Electrical Wire Requirements:

20 Amp saunas are 12 AWG  
240V -Single Phase / 3 wire: 2 x live/ 1 ground



Attention: Not Compatible with VRT

## Additional Information

### Installation and Clearance Requirements

- Your sauna is designed as a standalone unit and must remain fully accessible on all sides and the roof. **At least 4 inches (10 cm) minimum clearance** on each side of the sauna is required for installation and proper ventilation. **Adequate clearance above the sauna roof** is necessary to allow for installation, troubleshooting, and maintenance access as key components are located in the roof of the sauna. Please ensure sufficient space to safely access the roof when needed.

### Glass Roof

W: 77 ½" D: 22 ½" H: 5mm

### Bench Weight Limit

350 lbs per person

### Add On

- Can't have both upgrade heater and Red Light simultaneously
- Not Vibration Resonance Therapy (VRT) compatible

### Surface Requirements

Make sure sauna is placed on a level surface