


# Weekly

## Writing Prompts



## Set #2

Created by The Word Nerd

# ***LET'S WRITE!***

In addition to being an educator, I'm an author. I LOVE writing. I know that isn't the case for everyone, but I truly hope that after spending time with me or one of my resources, people will come to like it just a little bit more!

This resource will help you implement a daily writing routine in your classroom. I start small, asking students to write for 5 minutes, and then each week, add on another, until we are up to 10 minutes. I know that they won't create a finished product in that amount of time, but that's not the purpose of these journal writes. The purpose is to be creative, to put ideas on paper, to experiment, and mostly... just to WRITE. The only way we get better at a skill is to practice it. I give a few more implementation tips on page 4, but if you have more questions, feel free to email me at any time. ([wordnerd@amandazieba.com](mailto:wordnerd@amandazieba.com)).

*I hope these prompts spark both interest and ideas in your students.*

*Happy Writing!*

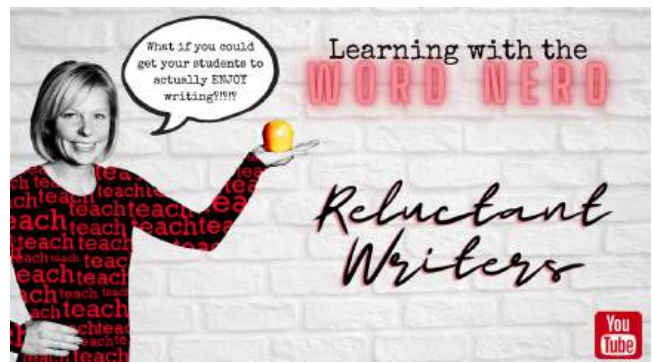
Amanda Zieba  
(Aka: The Word Nerd)

P.S. For more ideas on how to get reluctant writers going, watch [this video](#).

P.P.S. This is SET #2! Grab SET #1(also 9 weeks of writing prompts) [HERE](#).

Link:

<https://www.teacherspayteachers.com/Product/Writing-Prompts-for-Middle-Schoolers-3287788>



([https://youtu.be/l7UWA-pw040?sub\\_confirmation=1](https://youtu.be/l7UWA-pw040?sub_confirmation=1))



# THIS PRODUCT INCLUDES

1

9 weeks of printable writing prompts (prompt + writing space)

2

A Canva Presentation of the writing prompts to project on a big screen in your classroom. These are editable if you click (FILE - MAKE A COPY) once in Canva.

(Link: [https://www.canva.com/design/DAFKFPxCxC0/\\_H07G1ya6XvNGw1icrB0Nw/view?utm\\_content=DAFKFPxCxC0&utm\\_campaign=designshare&utm\\_medium=link&utm\\_source=publishsharelink](https://www.canva.com/design/DAFKFPxCxC0/_H07G1ya6XvNGw1icrB0Nw/view?utm_content=DAFKFPxCxC0&utm_campaign=designshare&utm_medium=link&utm_source=publishsharelink))

3

A Gem and Opportunity Feedback form for students and teachers to use when giving a critique.

4

A rubric for teachers to use to evaluate the writing products created by their students with these prompts. Students can also use this rubric to self-score/evaluate their writing. I wouldn't "grade" every journal write. Maybe ask students to pick one a week they'd like you to score.

5

A list of journal writing tips for students. As well as a video full of ideas for teachers to engage reluctant writers.

- 1 Take a minute to think before you start writing. Review what happened in the text, browse any text annotations you made, think about how you related to the characters' situation/emotions in today's scenes.
- 2 Put your phone/chromebook/tablet away. Distractions can easily pull you out of the writing flow.
- 3 If you feel like you are stuck or have nothing else to say, but we still have writing time left, re-read what you have written. This might inspire more ideas. Or, you can go back and add in details to your response that you did not include the first time around.
- 4 You can always go back to the text/prompt/image for clues. reminders, ideas to add.
- 5 Before submitting your work, whisper read your work aloud to yourself. This will help you catch small, easy to fix errors.
- 6 Listen to an instrumental playlist to create a blanket of white noise that will help you focus on your task, rather than the distractions surrounding you. Try this video! (link: <https://youtu.be/aHVFKDZRC3g>)





Use this rubric to first communicate your writing expectations to students and then to evaluate the writing products they create. Students and/or peers can also use this rubric to self/peer score/evaluate the pieces of writing.

The rubric can be found at the bottom of each prompt for easy access for both you and your students. There is also a page with 3 rubrics to print and cut for use with this or other writing tasks.

I assign 2 points if the task was completed and done well, 1 if the task was attempted but not mastered, and 0 if the task was not attempted at all.

Task	0	1	2
Follows the prompt and stays on topic			
Uses correct grammar/capitalization/punctuation			
Thoughts are clearly presented and easy to follow			
Length is appropriate			
Format is correct (letter, fiction story, news article, diary entry, etc.)			

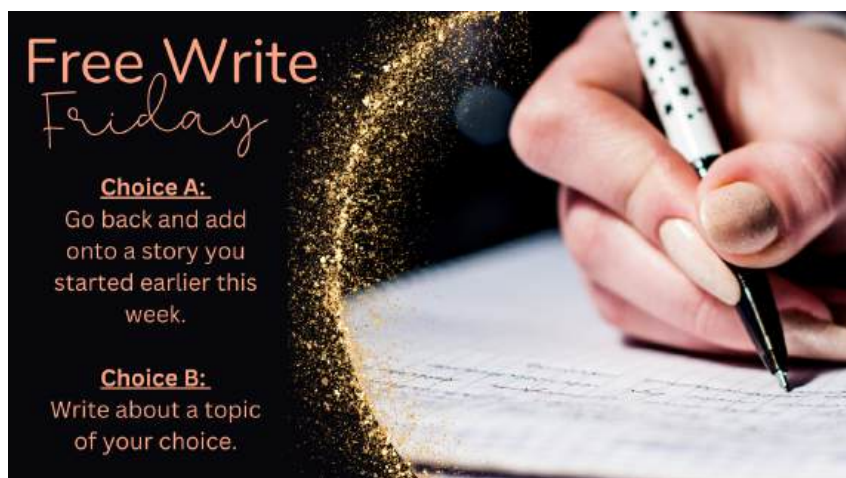
Total Points = \_\_\_/10




# MULTI-USE FORMS

The following pages will be used multiple times throughout the resources, but are included just once to save space in the file.

- Free Write Fridays
- Gem and Opportunity Feedback Sheets
- Writing Rubric Sheets



**GEMS AND OPPORTUNITIES**

My name: \_\_\_\_\_  
Name of classmate I am reviewing: \_\_\_\_\_  
Date: \_\_\_\_\_

Title of Piece/Date Written: \_\_\_\_\_

**GEMS**

LIST SEVERAL THINGS THE WRITER DOES WELL.

- 
- 
- 
- 
- 
-

**OPPORTUNITIES**

LIST OPPORTUNITIES FOR THE WRITER TO IMPROVE

- 
- 
- 
- 
- 
-

**FINAL COMMENTS**  
WRITE ANY FINAL COMMENTS OR FEEDBACK HERE:

Task	0	1	2
Follows the prompt and stays on topic			
Uses correct grammar/capitalization/punctuation			
Thoughts are clearly presented and easy to follow			
Length is appropriate			
Format is correct (letter, fiction story, news article, diary entry, etc.)			

Total Points = \_\_\_/10

## WRITING PROMPTS

Write about a topic  
of your choice.

This image shows a single sheet of white paper with horizontal ruling lines. The lines are evenly spaced and run across the width of the page. There are no margins, text, or other markings on the paper.

**Total Points =      /10**

## Rubric



# GEMS AND OPPORTUNITIES



My Name:

Name of classmate I am reviewing:

Date:

---

Title of Piece/Date Written



## GEMS

LIST SEVERAL THINGS THE  
WRITERS DOES WELL

- \*
- \*
- \*
- \*
- \*
- \*
- \*

## OPPORTUNITIES



LIST OPPORTUNITIES FOR THE  
WRITER TO IMPROVE

- \*
- \*
- \*
- \*
- \*
- \*
- \*

## FINAL COMMENTS

WRITE ANY FINAL COMMENTS OR FEEDBACK HERE:

<b>Task</b>	<b>0</b>	<b>1</b>	<b>2</b>
Follows the prompt and stays on topic			
Uses correct grammar/capitalization/punctuation			
Thoughts are clearly presented and easy to follow			
Length is appropriate			
Format is correct (letter, fiction story, news article, diary entry, etc.)			

**Total Points = \_\_\_/10**

**Comments:**

<b>Task</b>	<b>0</b>	<b>1</b>	<b>2</b>
Follows the prompt and stays on topic			
Uses correct grammar/capitalization/punctuation			
Thoughts are clearly presented and easy to follow			
Length is appropriate			
Format is correct (letter, fiction story, news article, diary entry, etc.)			

**Total Points = \_\_\_/10**

**Comments:**

<b>Task</b>	<b>0</b>	<b>1</b>	<b>2</b>
Follows the prompt and stays on topic			
Uses correct grammar/capitalization/punctuation			
Thoughts are clearly presented and easy to follow			
Length is appropriate			
Format is correct (letter, fiction story, news article, diary entry, etc.)			

**Total Points = \_\_\_/10**

**Comments:**

## WEEK 1 PROMPTS

**Monday: Astronauts Discover New Plan(e)t**

**Tuesday: Write What You Know**

**Wednesday: What's Behind the Door?**

**Thursday: A Treehouse Story**

**Friday: Free Write Friday**



The prompts in this resource can be done in any order,  
but are organized into weekly collections.

WRITING PROMPTS  
FROM THE WORD NERD

## What does it eat?

[illegible]

**Total Points =      /10**

## Rubric

WRITING PROMPTS  
FROM THE WORD NERD

Pick a topic you know  
TONS about and then  
create a character with this  
specific knowledge base.  
Where does he/she spend  
time and who do they  
share this knowledge with?

This image shows a blank sheet of white paper with horizontal ruling lines. The lines are evenly spaced and extend across the width of the page. There are no margins, text, or other markings on the paper.

Task	0	1	2
Follows the prompt and stays on topic			
Uses correct grammar/capitalization/punctuation			
Thoughts are clearly presented and easy to follow			
Length is appropriate			
Format is correct (letter, fiction story, news article, diary entry, etc.)			

**Teacher Comments:**

WRITING PROMPTS  
FROM THE WORD NERD

**WRITE A STORY TO EXPLAIN...**

what is  
behind  
the  
yellow  
door?

This image shows a single sheet of white paper with horizontal ruling lines. The lines are evenly spaced and run across the width of the page. There are no margins, text, or other markings on the paper.

## Rubric

Task	0	1	2
Follows the prompt and stays on topic			
Uses correct grammar/capitalization/punctuation			
Thoughts are clearly presented and easy to follow			
Length is appropriate			
Format is correct (letter, fiction story, news article, diary entry, etc.)			

**Teacher Comments:**

WRITING PROMPTS  
FROM THE WORD NERD



## A photograph of a rustic wooden cabin nestled in a lush green forest. A wooden walkway with a rope railing leads from the foreground to the cabin's porch. The porch is covered by a dark, curved roof and is decorated with warm white string lights. A white lounge chair is visible on the porch. The cabin has large windows with white frames. The surrounding area is filled with tall trees and dense foliage.

"Seriously?" she asked him.

# WHAT HAPPENS NEXT?

This image shows a single sheet of white paper with horizontal ruling lines. The lines are evenly spaced and run across the width of the page. There are no margins, text, or other markings on the paper.

**Total Points =      /10**

## Rubric

## WEEK 2 PROMPTS

**Monday: 3 Wishes**

**Tuesday: Camp Ghost Stories**

**Wednesday: Invent a Robot**

**Thursday: A Whale of a Tale (myth)**

**Friday: Free Write Friday**



The prompts in this resource can be done in any order,  
but are organized into weekly collections.

WRITING PROMPTS  
FROM THE WORD NERD

A golden genie lamp is shown in the foreground, with smoke rising from its spout to form the number 1. The background is a deep purple with white stars and a large, faint number 1. To the right of the lamp, the numbers 2 and 3 are visible in a light blue, stylized font.

This image shows a single sheet of white paper with horizontal ruling lines. The lines are evenly spaced and run across the width of the page. There are no margins, text, or other markings on the paper.

<div> <div></div> <div>Rubric</div> </div>	Task	0	1	2
	Follows the prompt and stays on topic			
	Uses correct grammar/capitalization/punctuation			
	Thoughts are clearly presented and easy to follow			
	Length is appropriate			
	Format is correct (letter, fiction story, news article, diary entry, etc.)			

**Teacher Comments:**

WRITING PROMPTS  
FROM THE WORD NERD

It was tradition to tell a ghost story on the first night of camp. However is was not tradition to...


This image shows a single sheet of white paper with horizontal ruling lines. The lines are evenly spaced and run across the width of the page. There are no margins, text, or other markings on the paper.

Task	0	1	2
Follows the prompt and stays on topic			
Uses correct grammar/capitalization/punctuation			
Thoughts are clearly presented and easy to follow			
Length is appropriate			
Format is correct (letter, fiction story, news article, diary entry, etc.)			

**Teacher Comments:**

WRITING PROMPTS  
FROM THE WORD NERD

Write a scene explaining.

This image shows a single sheet of white paper with horizontal ruling lines. The lines are evenly spaced and run across the width of the page. There are no margins, text, or other markings on the paper.

Task	0	1	2
Follows the prompt and stays on topic			
Uses correct grammar/capitalization/punctuation			
Thoughts are clearly presented and easy to follow			
Length is appropriate			
Format is correct (letter, fiction story, news article, diary entry, etc.)			

**Teacher Comments:**

## Rubric



WRITING PROMPTS  
FROM THE WORD NERD

A circular image showing a whale breaching the ocean surface. The whale's head and tail are visible above the water, set against a background of white clouds and a blue sky. The whale's skin is dark and textured, and its tail is curved upwards. The image is framed by a dark circular border.

This image shows a single sheet of white paper with horizontal ruling lines. The lines are evenly spaced and run across the width of the page. There are no margins, text, or other markings on the paper.

**Total Points =      /10**

Created by the Word Nerd

## WEEK 3 PROMPTS

**Monday: Caption This!**

**Tuesday: A Viral Story**

**Wednesday: Personal Reflection**

**Thursday: Look What We Found!**

**Friday: Free Write Friday**



The prompts in this resource can be done in any order,  
but are organized into weekly collections.

WRITING PROMPTS  
FROM THE WORD NERD

- the cow
- the photographer
- a farmer/rancher
- a tourist
- a fly

This image shows a single sheet of white paper with horizontal ruling lines. The lines are evenly spaced and run across the width of the page. There are no margins, text, or other markings on the paper.

Task	0	1	2
Follows the prompt and stays on topic			
Uses correct grammar/capitalization/punctuation			
Thoughts are clearly presented and easy to follow			
Length is appropriate			
Format is correct (letter, fiction story, news article, diary entry, etc.)			

**Teacher Comments:**

## Rubric



WRITING PROMPTS  
FROM THE WORD NERD

"The virus can't live in that extreme cold," Otis explained. "Antarctica is the only place we will be able to outrun this killer. Antarctica is the only place we will be able to survive."

[illegible]

Task	0	1	2
Follows the prompt and stays on topic			
Uses correct grammar/capitalization/punctuation			
Thoughts are clearly presented and easy to follow			
Length is appropriate			
Format is correct (letter, fiction story, news article, diary entry, etc.)			

**Teacher Comments:**

WRITING PROMPTS  
FROM THE WORD NERD

Why do  
YOU  
**SHINE**?

This image shows a blank sheet of white paper with horizontal ruling lines. The lines are evenly spaced and extend across the width of the page. There are no margins, text, or other markings on the paper.

Task	0	1	2
Follows the prompt and stays on topic			
Uses correct grammar/capitalization/punctuation			
Thoughts are clearly presented and easy to follow			
Length is appropriate			
Format is correct (letter, fiction story, news article, diary entry, etc.)			

**Teacher Comments:**

WRITING PROMPTS  
FROM THE WORD NERD

Explorers  
stumbled upon  
this lake. Give it a  
name and describe  
the creatures and  
landscape they  
discovered.

This image shows a single sheet of white paper with horizontal ruling lines. The lines are evenly spaced and run across the width of the page. There are no margins, text, or other markings on the paper.

Task	0	1	2
Follows the prompt and stays on topic			
Uses correct grammar/capitalization/punctuation			
Thoughts are clearly presented and easy to follow			
Length is appropriate			
Format is correct (letter, fiction story, news article, diary entry, etc.)			

**Teacher Comments:**

## WEEK 4 PROMPTS

**Monday: Small Town Mystery**

**Tuesday: Write About Your Reading**

**Wednesday: Write About Your Reading #2**

**Thursday: Name the Dragon**

**Friday: Free Write Friday**



The prompts in this resource can be done in any order,  
but are organized into weekly collections.

WRITING PROMPTS  
FROM THE WORD NERD

Blossom Bakery was the most successful business in town. What Mayor Thompson couldn't figure out was why. They had the worst baked goods she'd ever eaten.

This image shows a blank sheet of white paper with horizontal ruling lines. The lines are evenly spaced and extend across the width of the page. There are no margins, text, or other markings on the paper.

Task	0	1	2
Follows the prompt and stays on topic			
Uses correct grammar/capitalization/punctuation			
Thoughts are clearly presented and easy to follow			
Length is appropriate			
Format is correct (letter, fiction story, news article, diary entry, etc.)			

**Teacher Comments:**

WRITING PROMPTS  
FROM THE WORD NERD



This image shows a blank sheet of white paper with horizontal ruling lines. The lines are evenly spaced and run across the width of the page. There are no margins, text, or other markings on the paper.

**Total Points =      /10**

## Rubric

WRITING PROMPTS  
FROM THE WORD NERD

A woman with long dark hair, wearing a blue top, is looking upwards and to the right with a thoughtful expression, her hand resting on her chin. She is positioned next to a large, colorful pile of wrapped gifts. The gifts are wrapped in various patterns including polka dots, stripes, and solid colors, and are adorned with colorful ribbons and bows. The background is a solid red color.

This image shows a blank sheet of white paper with horizontal ruling lines. The lines are evenly spaced and run across the width of the page. There are no margins, text, or other markings on the paper.

<div> <div>▼</div> <div>Rubric</div> </div>	Task	0	1	2
	Follows the prompt and stays on topic			
	Uses correct grammar/capitalization/punctuation			
	Thoughts are clearly presented and easy to follow			
	Length is appropriate			
	Format is correct (letter, fiction story, news article, diary entry, etc.)			

**Teacher Comments:**

WRITING PROMPTS  
FROM THE WORD NERD

## A large, detailed dinosaur sculpture, likely a Spinosaurus, is shown breathing fire. The dinosaur is positioned behind a building with a prominent green dome. The scene is set against a blue sky with some clouds. The image is framed by a circular border on the left side.

This image shows a single sheet of white paper with horizontal ruling lines. The lines are evenly spaced and run across the width of the page. There are no margins, text, or other markings on the paper.

**Total Points =      /10**

## Rubric

## WEEK 5 PROMPTS

**Monday: A Castle in the Clouds**

**Tuesday: Time Travel**

**Wednesday: An Explorer's Tale**

**Thursday: The Wallet**

**Friday: Free Write Friday**



The prompts in this resource can be done in any order,  
but are organized into weekly collections.

WRITING PROMPTS  
FROM THE WORD NERD

- Who lives here?
- What does it smell like?
- Does it feel safe/magical/cold?
- Is that graffiti or art on the walls? Who did it?
- How do the inhabitants breathe so high in the sky?
- How do the inhabitants feel about the moon?

This image shows a single sheet of white paper with horizontal ruling lines. The lines are evenly spaced and run across the width of the page. There are no margins, text, or other markings on the paper.

Task	0	1	2
Follows the prompt and stays on topic			
Uses correct grammar/capitalization/punctuation			
Thoughts are clearly presented and easy to follow			
Length is appropriate			
Format is correct (letter, fiction story, news article, diary entry, etc.)			

**Teacher Comments:**

WRITING PROMPTS  
FROM THE WORD NERD

A vibrant collage representing travel and time. The background is a dark, abstract composition of light trails in blue, yellow, and orange, suggesting motion and energy. In the upper center, a yellow airplane flies towards the right, leaving a dashed yellow trail. On the right side, a large, black, oval-shaped pocket watch with Roman numerals is prominently displayed. In the lower left, a compass with a wooden frame and a metal ring is shown, resting on a red suitcase. Next to the suitcase is a black camera. A map of Europe is visible in the lower left, partially obscured by the suitcase and camera. The overall theme is exploration and the passage of time.

This image shows a single sheet of white paper with horizontal ruling lines. The lines are evenly spaced and run across the width of the page. There are no margins, text, or other markings on the paper.

**Total Points =      /10**

## Rubric

WRITING PROMPTS  
FROM THE WORD NERD

It wasn't what they'd been searching for. It was more.

### WRITING PROMPT

This image shows a single sheet of white paper with horizontal ruling lines. The lines are evenly spaced and extend across the width of the page. There are no margins, text, or other markings on the paper.

<div> <div></div> <div>Rubric</div> </div>	Task	0	1	2
	Follows the prompt and stays on topic			
	Uses correct grammar/capitalization/punctuation			
	Thoughts are clearly presented and easy to follow			
	Length is appropriate			
	Format is correct (letter, fiction story, news article, diary entry, etc.)			

**Teacher Comments:**

WRITING PROMPTS  
FROM THE WORD NERD

He had exactly  
forty seven  
dollars in his  
pocket. Thank  
goodness it  
wasn't forty six,  
or else...

This image shows a single sheet of white paper with horizontal ruling lines. The lines are evenly spaced and run across the width of the page. There are no margins, text, or other markings on the paper.

Task	0	1	2
Follows the prompt and stays on topic			
Uses correct grammar/capitalization/punctuation			
Thoughts are clearly presented and easy to follow			
Length is appropriate			
Format is correct (letter, fiction story, news article, diary entry, etc.)			

**Teacher Comments:**

## WEEK 6 PROMPTS

**Monday: What's Your Favorite Color**

**Tuesday: Caption This!**

**Wednesday: What's at the End?**

**Thursday: Museum Mishap**

**Friday: Free Write Friday**



The prompts in this resource can be done in any order,  
but are organized into weekly collections.

WRITING PROMPTS  
FROM THE WORD NERD

A collage of artistic supplies. In the foreground, several paint tubes in various colors (red, yellow, blue, green) are shown, some with paint squeezed out. Behind them, a palette is covered in thick, textured paint strokes in red, orange, yellow, and green. Several brushes with dark bristles and silver handles are scattered around the palette. The background is a solid dark brown color.

This image shows a single sheet of white paper with horizontal ruling lines. The lines are evenly spaced and run across the width of the page. There are no margins, text, or other markings on the paper.

**Total Points =      /10**

WRITING PROMPTS  
FROM THE WORD NERD

Take the POV  
(perspective) of...

- the dog
- the dog owner
- the lawn mower
- the newspaper deliver person
- the neighbor's cat

A close-up photograph of a small, brown and white dog, possibly a Chihuahua, sitting on a green lawn. The dog is holding a large, open newspaper in its mouth, with its front paws resting on the pages. The dog's mouth is open, showing its teeth and tongue, as if it is smiling or excited. The newspaper is spread out, showing various headlines and articles. The dog is wearing a red collar with a tag. The background is a lush green lawn. The overall scene is humorous, suggesting the dog is a regular reader of the newspaper.

caption: a title or brief explanation of a visual picture.

This image shows a single sheet of white paper with horizontal ruling lines. The lines are evenly spaced and run across the width of the page. There are no margins, text, or other markings on the paper.

Task	0	1	2
Follows the prompt and stays on topic			
Uses correct grammar/capitalization/punctuation			
Thoughts are clearly presented and easy to follow			
Length is appropriate			
Format is correct (letter, fiction story, news article, diary entry, etc.)			

**Teacher Comments:**

WRITING PROMPTS  
FROM THE WORD NERD

## THEN, WRITE.

This image shows a single sheet of white paper with horizontal ruling lines. The lines are evenly spaced and run across the width of the page. There are no margins, text, or other markings on the paper.

Task	0	1	2
Follows the prompt and stays on topic			
Uses correct grammar/capitalization/punctuation			
Thoughts are clearly presented and easy to follow			
Length is appropriate			
Format is correct (letter, fiction story, news article, diary entry, etc.)			

**Teacher Comments:**

WRITING PROMPTS  
FROM THE WORD NERD

*Tell this story...*

**A MID-FIELD TRIP NAP-DIDN'T SEEM LIKE A BAD IDEA AT THE TIME, BUT WHEN YOU WOKE UP... YOU KNEW THAT YOU UNDERESTIMATED THE CIRCUMSTANCES.**

This image shows a single sheet of white paper with horizontal ruling lines. The lines are evenly spaced and run across the width of the page. There are no margins, text, or other markings on the paper.

**Total Points =      /10**

## Rubric

## WEEK 7 PROMPTS

**Monday: Fortune Cookies**

**Tuesday: Personal Reflection**

**Wednesday: Caption This!**

**Thursday: The BIG Storm**

**Friday: Free Write Friday**



The prompts in this resource can be done in any order,  
but are organized into weekly collections.


WRITING PROMPTS  
FROM THE WORD NERD



**Teacher Comments:**

Created by the Word Nerd

WRITING PROMPTS  
FROM THE WORD NERD



**Teacher Comments:**

Created by the Word Nerd

WRITING PROMPTS  
FROM THE WORD NERD

- the owl
- a photographer
- a bird watcher
- a mouse

This image shows a single sheet of white paper with horizontal ruling lines. The lines are evenly spaced and run across the width of the page. There are no margins, text, or other markings on the paper.

Task	0	1	2
Follows the prompt and stays on topic			
Uses correct grammar/capitalization/punctuation			
Thoughts are clearly presented and easy to follow			
Length is appropriate			
Format is correct (letter, fiction story, news article, diary entry, etc.)			

**Teacher Comments:**

## Rubric



WRITING PROMPTS  
FROM THE WORD NERD

# What happens next?

This image shows a single sheet of white paper with horizontal ruling lines. The lines are evenly spaced and run across the width of the page. There are no margins, text, or other markings on the paper.

<div>▼ Rubric</div>	Task	0	1	2
	Follows the prompt and stays on topic			
	Uses correct grammar/capitalization/punctuation			
	Thoughts are clearly presented and easy to follow			
	Length is appropriate			
	Format is correct (letter, fiction story, news article, diary entry, etc.)			

**Teacher Comments:**

## WEEK 8 PROMPTS

**Monday: Dialogue**

**Tuesday: The Flashlight**

**Wednesday: A New Business**

**Thursday: Advice Needed**

**Friday: Free Write Friday**



The prompts in this resource can be done in any order,  
but are organized into weekly collections.

WRITING PROMPTS  
FROM THE WORD NERD

**Dialogue:**  
words spoken out loud  
by characters in a story.

This image shows a single sheet of white paper with horizontal ruling lines. The lines are evenly spaced and run across the width of the page. There are no margins, text, or other markings on the paper.

**Total Points =      /10**

## Rubric

WRITING PROMPTS  
FROM THE WORD NERD

The  
flashlight  
almost  
wasn't  
necessary.  
Almost.

## WRITING PROMPT

This image shows a single sheet of white paper with horizontal ruling lines. The lines are evenly spaced and run across the width of the page. There are no margins, text, or other markings on the paper.

<div> <div></div> <div>Rubric</div> </div>	Task	0	1	2
	Follows the prompt and stays on topic			
	Uses correct grammar/capitalization/punctuation			
	Thoughts are clearly presented and easy to follow			
	Length is appropriate			
	Format is correct (letter, fiction story, news article, diary entry, etc.)			

**Teacher Comments:**

WRITING PROMPTS  
FROM THE WORD NERD

This image shows a single sheet of white paper with horizontal ruling lines. The lines are evenly spaced and run across the width of the page. There are no margins, text, or other markings on the paper.

Task	0	1	2
Follows the prompt and stays on topic			
Uses correct grammar/capitalization/punctuation			
Thoughts are clearly presented and easy to follow			
Length is appropriate			
Format is correct (letter, fiction story, news article, diary entry, etc.)			

**Teacher Comments:**

NAME: \_\_\_\_\_

# WRITING PROMPTS

FROM THE WORD NERD

What advice  
would you give?

Writing Prompt: Continue the story.

Advice. My best friend wanted advice. "Needed advice," she claimed. I sat for a solid minute. Thinking. What advice did I have to give? Then it came to me. I picked up my phone and sent her a text.



## Rubric

Task	0	1	2
Follows the prompt and stays on topic			
Uses correct grammar/capitalization/punctuation			
Thoughts are clearly presented and easy to follow			
Length is appropriate			
Format is correct (letter, fiction story, news article, diary entry, etc.)			

Total Points = \_\_\_/10

Teacher Comments:

## WEEK 9 PROMPTS

**Monday: The Post Master**

**Tuesday: Personal Reflection**

**Wednesday: UFO's**

**Thursday: Operation Desert Crawl**

**Friday: Free Write Friday**



The prompts in this resource can be done in any order,  
but are organized into weekly collections.

WRITING PROMPTS  
FROM THE WORD NERD



The post master was nowhere to be found. The stack of holiday cards were piled high, a mountain of good tidings threatening to crash to the floor. Thomas looked from the pile to you, shrugged and then...

This image shows a single sheet of white paper with horizontal ruling lines. The lines are evenly spaced and run across the width of the page. There are no margins, text, or other markings on the paper.

Task	0	1	2
Follows the prompt and stays on topic			
Uses correct grammar/capitalization/punctuation			
Thoughts are clearly presented and easy to follow			
Length is appropriate			
Format is correct (letter, fiction story, news article, diary entry, etc.)			

**Teacher Comments:**

WRITING PROMPTS  
FROM THE WORD NERD

What is something special your family celebrates?

This image shows a blank sheet of white paper with horizontal ruling lines. The lines are evenly spaced and extend across the width of the page. There are no margins, text, or other markings on the paper.

Task	0	1	2
Follows the prompt and stays on topic			
Uses correct grammar/capitalization/punctuation			
Thoughts are clearly presented and easy to follow			
Length is appropriate			
Format is correct (letter, fiction story, news article, diary entry, etc.)			

**Teacher Comments:**

## Rubric



WRITING PROMPTS  
FROM THE WORD NERD



**"NO YOU DIDN'T."**

"If you know what's good for you, you'll forget everything about today."


[illegible]

**Total Points =      /10**

## Rubric

WRITING PROMPTS  
FROM THE WORD NERD

Sargent Paris Taylor lay belly-down on the backside of a sand dune. She thanked her lucky stars, thankfully hidden behind a thick layer of closed, for this moonless night. The perfect night for their covert operation.

This image shows a single sheet of white paper with horizontal ruling lines. The lines are evenly spaced and run across the width of the page. There are no margins, text, or other markings on the paper.

<div> <div></div> <div>Rubric</div> </div>	Task	0	1	2
	Follows the prompt and stays on topic			
	Uses correct grammar/capitalization/punctuation			
	Thoughts are clearly presented and easy to follow			
	Length is appropriate			
	Format is correct (letter, fiction story, news article, diary entry, etc.)			



**Teacher Comments:**

# THANK YOU FOR DOWNLOADING!

## A FEW MORE THINGS...

Please leave a review and feedback! By doing this you help future teachers decide if this item is worth their \$\$ and a good fit for their students. You also earn credits to use toward FREE product! J

Check out other products in my store! I have more writing resources and activities ready and waiting for you!



## CONNECT WITH ME!

- Facebook: [Amanda Zieba](#) – Author
- Facebook Group – [Learning with the Word Nerd](#)
- Instagram: [wordnerd\\_amandazieba](#)
- Grab your free classroom poster set by subscribing to my educator email list. ([www.amandazieba.com/teachsignup](http://www.amandazieba.com/teachsignup))