


KELLIE SAUNDERS

Posing Guide



Posing Ideas

TO HELP YOUR SESSIONS FLOW



Posing Guide

LOOKING FOR POSING IDEAS - WE'VE GOT YOU!

Engagement sessions and the wedding day should flow freely and be fun for both the photographer and the couple being photographed. Our goal is always to provide a blend of traditional camera aware posed portraits along with some fun non posed moments. As we work, we often combine two ideas together so that the posed portraits look natural. In other words, we ask our couples to interact with each other in a fun way by instructing them to play a game, or giving them fun creative prompts/activities to do. We'll often catch a few really fantastic moments, and then move into a more directed pose where smiles are more natural. This guide is a mix of some of our techniques and the standard poses we do with our couples. Whether you are a photographer or a couple just looking for ideas on how to pose better for photographs, we are happy to share our process and ideas with you. The goal isn't to limit creativity but help make the photographs flow better and build your toolbox.

CONFLICT KISSING "GAME"

We will put our couples in good light and frame the portraits so we can capture all the fun. Once everything is framed and ready, we will invite our couples to have a conflict kissing game. Basically it's a game involving one partner kissing the other as a surprise. We have a fun special way of doing this game, but we often get some amazing, authentic and emotional captures. Have fun with it!




START HERE

With every body position we try to think of four to five different pictures we can take without really moving our couples too much. **With this one position we are able to achieve at least five unique images.**



BONUS SHOTS

These all started with the standard pose and we morphed into these by moving hands and arms and snuggling.



SEPARATE - THEN GO IN FOR A KISS

We'll have our couples hold hands and space themselves a little bit apart. We often give them something funny to do or say so that we are evoking some emotion from their smiles. We will ask one partner to go in for a kiss and when they are done walk towards the naturally camera holding hands.



FOLLOW ME

We sometimes have our couples walk out of our camera's view. We'll often have one person lead the other while holding hands, then we tell them quickly to snuggly up to each other.



LEAN AGAINST SOMETHING

Have one partner blade his/her body while leaning against something. You can use a tree, a wall, whatever is around. From there as you can see we had our groom wrap his arms around his partner for a fun shot to offer more variety.



LEAN OVER SOMETHING

Find a ledge, table, or something they can lean into. I will typically still one persons body away from the camera a bit angling them towards their partner and make a connection between them like we did here by having her hold his arm.




SIDE VIEW


You can do this standing or sitting. These were shot while sitting.



SEATED ON STAIRS



ON A BENCH OR ON THE GROUND



**HAVE FUN, SNUGGLE IN CLOSE, EVEN BRING YOUR DOG - BUT TRUST
YOUR PHOTOGRAPHER AND LET THEM GET CREATIVE!**

