

TIME TO DRINK CHAMPAGNE

Wedding Guide

AND DANCE ON THE TABLE



Congratulations...

You've set the date, you've booked the venue, now the fun can really start!

This guide will help you plan, prepare and make the most of your wedding photography

Tips

I want your wedding day to be the best, day ever. With no stresses, worries, regrets or what if's.

Tricks

I have been photographing weddings for 15 years now and I have picked up some tricks along the way to help your day be the best it can be.

The Process

I'll walk you through the process from booking Big Fish right up until your wedding collection is delivered to you. Grab a cuppa and read on.

WHAT HAPPENS BEFORE YOUR BIG DAY?

04

01



You've booked me, virtual high 5's all round. You've received your booking confirmation. Start thinking about the vibe you would like on your wedding day. Super chilled, a bit boho, rustic, shady cliché, elegant with a sprinkle of tradition. It's your day, have it your way!



02

If you have booked an engagement shoot I will be in touch to arrange a date and location, if not I will be in touch to arrange a catch up meeting, whether in person or via Zoom to discuss your wedding day plans and get to know you a little better.

03



I'll catch up with you 2 days before your wedding day, just to check in with you and make sure nothing has changed. I'll see you on the day, ready and raring to capture lots of wonderful memories.



04

First things first, relax and enjoy all of your preparations. You are only going to do this once so you want to make the most of it. You can tick the big things off your list, Venue, Registrar, Catering and now Photography!



05

Planning your big day can be daunting and knowing where to start can be tricky. My advice is give yourself plenty of time, have a 12 month plan, of what you need to do each month and share the tasks.



06

Head to my website and download my free PDF Wedding Planner. Its a year planner with monthly to do's. It makes planning much more straight forward, easy and fun.



07

Don't forget to use your little book for big ideas ! You maybe out and about and you come across a brilliant supplier or you see the best idea for a table favour. Keep that pad handy, you never know when you'll have inspiration .

08



CHOOSE A
STYLE



A COLOUR
PALLETTE

A VIBE
AND



STICK TO
IT




Style it out

It's true what they say the devil is in the detail. This is the part of your wedding that really makes it yours. The little touches that add your personality and style to your wedding.



YOUR WEDDING STORY

I absolutely love photographing all the details that you've created, sourced, designed and cared about. This is your wedding story and what makes your day unique.



CREATING THOSE MAGIC TOUCHES

But it's surprising the time it takes to create these magic touches. Source things early, get creative and even better ask family and friends to help with your vision. Use your venues characteristic to help with the styling, check out your venue's social media pages for tips and ideas. Think about how you can compliment or contrast what is already there.

The Dress!



Go and try loads of dresses on, try all shapes, styles and lengths, you'll be surprised you often end up with something completely different to what you imagined. Make sure you've got supportive underwear on when trying on dresses, the shape of a dress can change with a good pair of Bridget's! Allow enough time to order your dress in and any alterations if needed.



10

Rings often need to be sized so make sure you allow enough time for this too.

On your wedding day make sure the best man/woman or the groom has the rings in time for the ceremony. I have on a few occasions had to smuggle the rings to the registrar just before the bride is about to walk down the aisle.

Engagement Shoots

To do for not to do !
Why have an engagement shoot ?



Engagement Shoots are a great way to get to know each other before your big day arrives. From my point of view it lays the foundations before the wedding, I find out what is important to you guys and how you are as a couple. It puts any fears to bed about posing and how to look in your portraits. By the time the wedding day arrives you'll be so relaxed you'll hardly notice you're having your photograph taken.





Think about the season you'd like your engagement shoot, spring, summer, autumn or winter. A great time for having a shoot is early evening to make the most of the golden hour light, from April onwards the sunsets are later, this can be handy as you don't necessarily need to book time off work too. If you have a dog bring them along. It's likely they won't be at your wedding so they can feature in your portraits, having your hairy hound also helps settle any nerves..



If you have little ones an engagement shoot is a great idea, firstly you get a wonderful collection of family portraits and most importantly your little one will get to know me, so I'm not the stranger behind the lens.



Your portraits will be sent to you within 2 weeks of your shoot via your Online Secure PASS Gallery, here you can download, print and share your full high resolution collection. You also pick your Signature Image which will be ready for your guests to sign at your reception.



12

Keep me posted





Keeping up to date


As the months tick off your calendar, your to do list will get shorter and your box of wedding stuff will definitely get bigger , I'll drop you the odd email just to keep in touch. When you book something new let me know and I can add it to your file , it really helps me get to know your style and start to build a picture of your day.



13

Preparations!

The morning build up is a really fantastic part of your wedding day. Enjoy every moment, the pampering, the bubbles and the giggles.



18

Give yourself enough time so your not rushed, making sure you have enough time for hair, make up and time to just hang out and enjoy the occasion.

MAKE UP & HAIR !

Don't leave this to chance, if your having a professional artist have a trial and make sure they know how many people they have to do. If you're doing your own make up, make sure you have practised your look and take your time. A great tip for wedding make up, is always have a good primer to keep your make up on all day.



When I get to you in the morning I will photograph all your lovely things ! The dress, your shoes, jewellery, gifts and any lovely details that you've sourced along the way. if you could have them out ready to photograph that would be fab, I will move them to where they will look awesome.



14



Your wedding day will be one of the best times of your life, but it is a long full on day. So make sure your ready for it. If you've had a couple of glasses of vino ! the night before , make sure you eat breakfast and drink plenty of water. I always have a Sports drink in the afternoon to give me a little pick me up ready for the evening to come .



If it's a really hot day have lots of water in between your bubbles. A frozen bottle of water is great to sip and keep your core temperature down. If you suffer from hay fever remember your allergy tablets so you're not sneezing all day.



If the groom is getting ready near to the bride I can combine some groom prep shots too. If this is not possible I recommend that the groom and his party head to the wedding venue an hour before the ceremony to capture the finishing touches of him getting ready and also to capture him with his groomsmen having a laugh together.



REGISTAR

The registrar or vicar will want to catch up with you (the Groom) before the ceremony so always be at the church or venue in plenty of time. I always recommend an hour before the ceremony as you'll be surprised how early guests arrive.





15

*What about
the weather ?*

Don't worry about the weather, this is the one thing out of your control so don't waste time worrying about it. Most venues have lots of umbrellas. I carry 4 white umbrellas and a few others too, but I'd always recommend having one or two just incase. Did you know it is lucky to have rain on your wedding day!



22



Being Prepared

You can't control the weather whatever the season so here's some tips. Don't trash your gorgeous heels, so have a pair of wellies or pumps you can pop on when we have a wonder, they can be a fun addition to your portraits too. The evening can be a little fresh have a little something to keep the chill off, a wrap, a faux fur or a leather jacket can add a funky feature to your evening look.



16



The confetti shot is such an awesome image, it's one of my favourites and it's a wonderful moment for all your guests to join in too. Guests don't always remember to bring confetti and often venues have restrictions on what to use.




Always have your own confetti at hand, make sure there's lots of it, that it's bio degradable and enough to go round. Dried petals are great, colourful confetti always photographs really well.

The perfect moment to have confetti is either as you leave your ceremony or just after. I will organise your guests to be ready for you, if they have done a good job you'll be finding petals in places you never imagined !

Just the two of you

Making time for just the two of you.



I'm sure you've heard people say that your wedding day will fly by. So make sure you grab moments through out the day to step back, be together and take it all in. With your couples portraits I will spread them through out the day, this works well as it means your not away from your guests for too long, I can utilise the time when your guests are moving between events and we also make the most of your venue, locations and the light and time of day. A perfect time to capture some gorgeous, natural portraits is early evening after your meal in the golden evening light before the party starts.





I'll spread your couples portraits throughout the day. Making the most of the locations, the downtime and the light. This way you are never away from your guests for too long and you have a lovely variety of portrait images.. .



I know that group shots are an important part of any wedding. But you want them to be relaxed, fun and more importantly not to take too long. After your ceremony you'll have your drinks reception, this is a wonderful time as everyone is looking forward to congratulating you, you'll get a serious amount of hugs and kisses.



HOW LONG DO WE NEED !

An hour and an half or more works perfectly for your drinks reception. It allows time to capture the family groups along with lots of natural moments caught in between. Still giving you time to chat, laugh and enjoy this special time.

If your getting married at a church, I recommend just having your parents and you in the groups and doing the rest of the family portraits when you get to your reception venue.

When we have our catch up meeting, I'll go through your family details and find out who's who! It makes such a difference on the wedding day knowing the dynamics of your families. I can make sure the right people are in the right place at the right time.





19

*What about
the little ones ?*

If children are a big part of your day, then you're in for a lot of fun, they add that spontaneity and fun factor with their energy and excitement. I always make sure that they are given time to get involved and be part of what's going on. Have a grandparent/ friend as your go-to for childcare on the day, so when you need to go for couple pictures you don't need to worry who's watching the baby !





20

The Speeches

Speeches are a really important part of the day too and it's great to capture the laughter and the tears. Please let me know if your planning any surprises so I can be in the right place at the right time!



If you don't have a videographer for the day I recommend asking a friend or family member to film the speeches for you, you'll never remember them and it's a great keepsake. I have a tripod if you need to borrow it too.

MAKE SURE YOUR GLASS IS FULL!

A little tip, when doing your speech, make a lot of toasts it gives your guests a good excuse to have a drink, a cheers and a moment for you to get your breath. A little dutch courage also helps with the punchlines!



Let them eat cake


Whether you have a traditional cake, a cheesecake or a wall of doughnuts it's up to you what you do. You can cut the cake after the meal and gather your guests to enjoy the moment with you. You can quietly sneak off and cut it in secret or you don't have to cut it at all. Just let me know what you've decided so I'm in the right place to capture the moment. ..



First Dance

22

Get the party started with your first dance. If you've been practising something special or you have confetti canons let me know so I can get the best shot. The standard package includes coverage of your first dance and 30 minutes after to capture the start of the dance floor antics.



It's Party Time

You can add evening coverage to your package for £300. This would take coverage to 10.30pm. Perfect if your planning fireworks, sparklers or anything special you've got planned for your guests.





If you love evening portraits why not add the additional evening coverage and make time to capture some stunning night images. I use my Off Camera Flash system to create these images, they are truly bespoke and individual to the venue and the couple.



I just need some time to set up the shots and then gather you up to set the scene.

TAKING A BREAK !

It's a great way to grab 15mins alone in the evening together in between dancing the night away. It's also lovely to step back and take it all in from a distance and watch your guests having the best time too.

After Your Wedding !





Time to share the love

So your feet are still numb and your head is still buzzing, you had the best day ever! When can we see our images !!!

If you have agreed to sharing your images on social media , you'll see a little sneaky peek a few days after your big day, this is a handful of images to wet your appetite and give you a flavour of your day .

Your full high resolution collection will be ready to view, share and download within 6 weeks of your wedding date.



They will be sent to you via a PASS Cloud gallery this is your personal secure gallery and can only be shared via your link. You will also get an online viewing gallery to share with family and friends if you'd rather they didn't have access to the digital downloads.

PREVIEW BOOK & USB

Your preview book and & USB will be delivered within 6-8 weeks, the preview book features thumbnails of every image from your collection, your USB contains your full high resolution collection print ready.



Your Love Story

Coffee Table books are a great informal way to share your images. They fit perfectly on a book shelf or under a coffee table, making sure you share and remember your day over and over again. Sim 2000 Coffee Table books are the perfect way to share your wedding day story. All designed inhouse, each book features the story of your day from the prep to dancing without your shoes on !



The process is simple , you choose your 100 or 120 images to be featured in your book., I get busy designing and send you a PDF to approve. 4 weeks later your beautiful bespoke Coffee Table Book is hand printed and bound by the fantastic Sim 2000 especially for you. If you can't chose then simply leave it all up to me to do it all for you.

A Coffee Table book can also make the perfect 1st Wedding Anniversary gift as it's paper !

ALBUM PRICES

A4 FEATURES 100 IMAGES £400

14X10 FEATURES 120 IMAGES £500

In the Frame

I always recommend to my couples to print out 3 or 4 wedding portraits after their wedding and put them up on the wall. Otherwise they get forgotten and then you find it hard to chose which ones. Put them up in a triptych or collections to create a narrative, rather than have 1 large image have a collection of smaller ones. I have some stunning products on offer from Sim 2000 to showcase your images. From Prints you can have framed, canvas's , metal floating images and Sustainable Bamboo Image Blocs. Something for any style or decor. ..

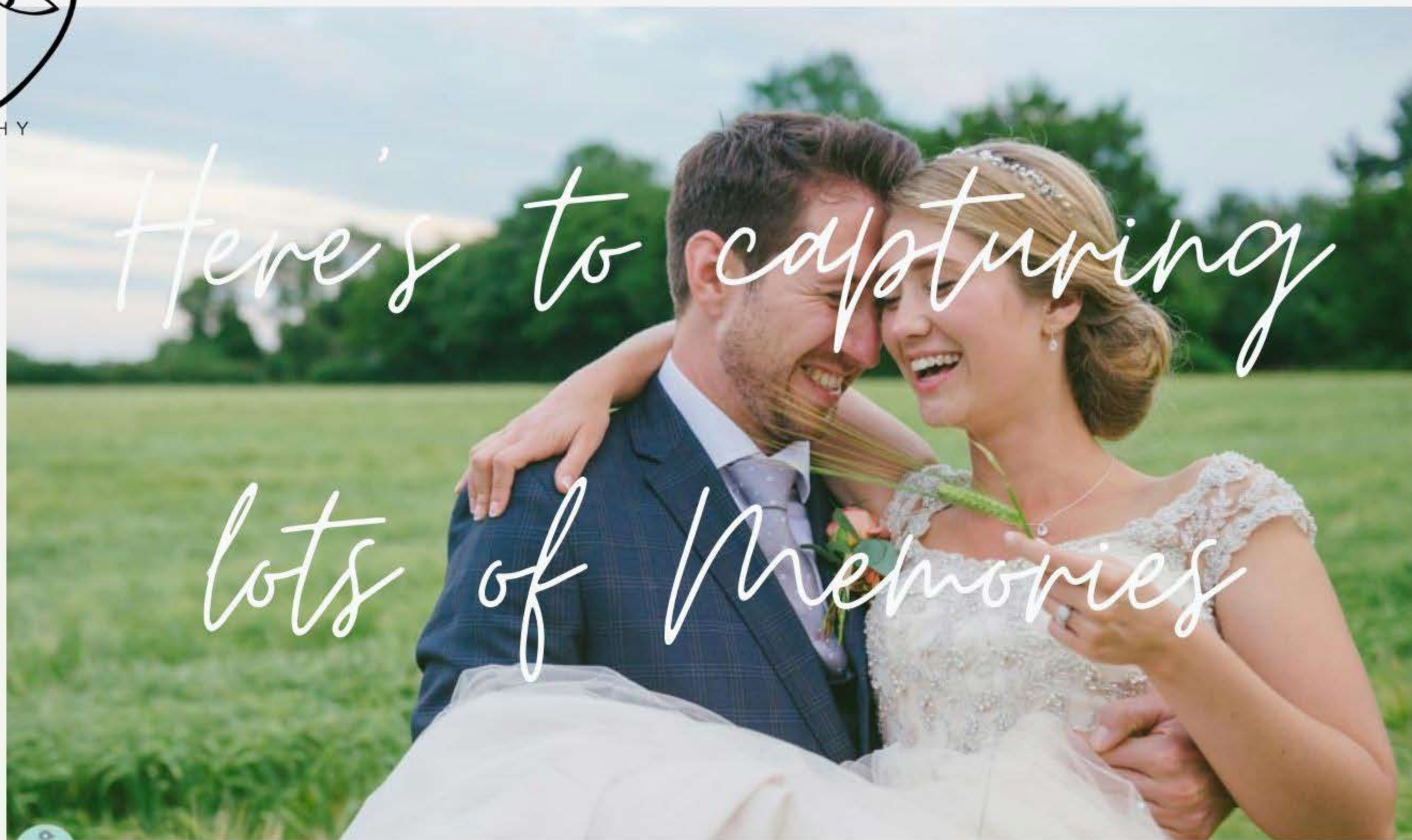


21



Personalised Bamboo Photo Bloc
Wood Prints | Sim Frame

I hope this Guide has been helpful.
If you need advice about anything just get
in touch. I can't wait to start work with
you and being part of this wonderful time
in your lives. Remember the best
moments are when your in the moment !
So enjoy them all xxx



BEST DAY EVER !