

# BUNKER

projects

April 5 - May 3, 2024



## Grief Cake

Laurie Trok



**Cirrocumulus**

FD&C dyes, Propylene Glycol, Potassium Sorbate on  
Mixed Media Paper

60" x 48"

\$2800

Color is intended to change and fade over time



**History of a Sugar Sculpture, 1-22**

FD&C dyes, Propylene Glycol, Potassium Sorbate on  
Mixed Media Paper

12" x 9"

\$175, each

Color is intended to change and fade over time



### **Grief Cake**

Flour, sugar, egg whites, vegetable oil, hojicha tea infused butter, whole milk, sour cream, preserved lemon, strawberries, sumac

Grief Cakes will be released as 10 artist proofs (materials list variable),  
3/28 (NFS), 4/5, 4/7, 4/11, 4/14, 4/18, 4/21, 4/25, 4/28, 5/2

\*proofs are made to be picked up and enjoyed on their corresponding release date


\$500, inquire to schedule



1




2




3




4




5




6



7



8




17



18




19




20



9




10



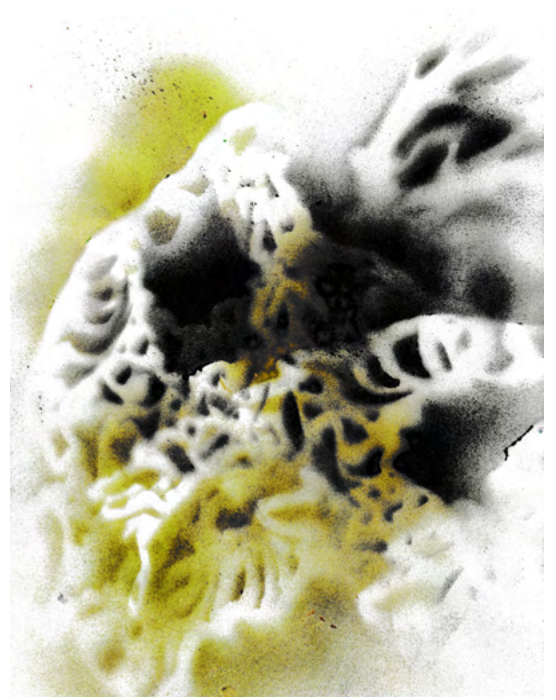
11




12



13



14



15




16





21




22



**Paper sailboat**

FD&C dyes, Propylene Glycol, Potassium Sorbate, Sugar, Egg White, Gum Acacia, Modified Food Starch, Cream of Tartar, Salt, Natural Flavor, Xanthan Gum  
8 x 9.5 x 4 inches  
\$375



**Almost (false starts)**

FD&C dyes, Propylene Glycol, Potassium Sorbate, Sugar, Egg White, Gum Acacia, Modified Food Starch, Cream of Tartar, Salt, Natural Flavor, Xanthan Gum  
6 x 9 x 8 inches  
\$375



**Confidence drugs**

FD&C dyes, Propylene Glycol, Potassium Sorbate, Sugar, Egg White, Gum Acacia, Modified Food Starch, Cream of Tartar, Salt, Natural Flavor, Xanthan Gum

4 x 8 x 7 inches

\$375



**Pickled magnolia blossom**

FD&C dyes, Propylene Glycol, Potassium Sorbate, Sugar, Egg White, Gum Acacia, Modified Food Starch, Cream of Tartar, Salt, Natural Flavor, Xanthan Gum

9 x 10 x 6 inches

\$375



**Smoke break, fall evening**

FD&C dyes, Propylene Glycol, Potassium Sorbate, Sugar, Egg White, Gum Acacia, Modified Food Starch, Cream of Tartar, Salt, Natural Flavor, Xanthan Gum

6 x 8 x 7.5 inches

\$375



**Shared language (for Cathy)**

FD&C dyes, Propylene Glycol, Potassium Sorbate, Sugar, Egg White, Gum Acacia, Modified Food Starch, Cream of Tartar, Salt, Natural Flavor, Xanthan Gum

4.5 x 10 x 8 inches

\$375



**Adjacent to a hammer (what if)**

FD&C dyes, Propylene Glycol, Potassium Sorbate, Sugar, Egg White, Gum Acacia, Modified Food Starch, Cream of Tartar, Salt, Natural Flavor, Xanthan Gum

7.5 x 9 x 6 inches

\$375



**Forced afterbirth**

FD&C dyes, Propylene Glycol, Potassium Sorbate, Sugar, Egg White, Gum Acacia, Modified Food Starch, Cream of Tartar, Salt, Natural Flavor, Xanthan Gum

4 x 4 x 6 inches

\$375




**Phantom daughters**

FD&C dyes, Propylene Glycol, Potassium Sorbate, Sugar, Egg White, Gum Acacia, Modified Food Starch, Cream of Tartar, Salt, Natural Flavor, Xanthan Gum

8 x 9 x 6 inches, 10 x 8 x 9 inches

\$375 each



**New Muscle**

Graphite on acid free paper  
24 x 18 inches  
\$650



**Shake of a wing**

Graphite on acid free paper  
24 x 18 inches  
\$725



**Through line**

Graphite on acid free paper  
18 x 24 inches  
\$650



**Lichen lesson**

Alpaca roving, wool felt

48 x 68 x 4 inches (dimensions variable upon install)

\$1450

\*artist-intalled, site specific



**felt like frosting**

Alpaca roving, wool felt

16 x 13 x 3.5 inches (dimensions variable upon install)

\$450

\*artist-intalled, site specific



**Artificial Phototropism**

Alpaca roving, wool felt, porcelain hooks

44 x 21 x 12 inches (dimensions variable upon install)

\$550

\*artist-intalled, site specific



**Resilience**

Alpaca roving, brick wall  
dimensions variable  
NFS



**A fish before she knew it was a fish**

Alpaca and sheep roving, wool felt  
40 x 22 x 3 inches (dimensions variable upon install)  
\$650

\*artist-intalled, site specific



**Hypothetical living**

Alpaca roving, wool felt  
83 x 36 x 15 inches (dimensions variable upon install)  
\$850

\*artist-intalled, site specific



**Sugar bones**

Extruded porcelain, enamel paint  
10 x 9 x 8 inches  
\$750

\*in two parts

# INSTRUCTIONS

for caring for a Sugar Sculpture

*You've just picked up your first Sugar Sculpture and you're probably wondering what happens next. You're not alone. Loving a fragile thing is rewarding but requires courage.*

**Congratulations!** You're a new caretaker for an original Sugar Sculpture, a piece of ephemeral art by Laurie Trok. Starting out as piped drawings on parchment paper, these works have become fused together with sugar and airbrushed with food dye to create their gallery forms. The form will shift and change over time and that's okay. Pieces made from royal icing can last decades if stored away from moisture and direct sunlight, but they are also incredibly fragile.

You might want to put it away on a tall shelf for a special occasion, like the day you finally quit your job. You could smash it in lieu of speaking your mind when your safety felt threatened and you made yourself small. Either way it will be there when you need it. Stand tall in that comfort.

Maybe you want to really get to know it. Learn its likes and dislikes. Listen to its stories while you lug it around with you. Strap it in your passenger's seat for a road trip. Its appendages will fall away but you'll still love it when it's a little lump of sugar with white lines all around the broken parts, lines to remind you when it broke and why. You'll remember how you broke a little too.

You could bring it to a birthday party and present it as a gift for smashing, for a cathartic goodbye to the old year and a way to usher in the new. What if they take it up a ladder and drop it from a great height while you all watch, the shards of sugar hitting all of your shins at the same time. One might get stuck in the cuff of your pants and travel home with you. When you undress and find it you can save it in a tiny jar to remember.

If smashing isn't for you, do not worry. Water is another pleasant way to bid a sculpture farewell. Draw yourself a warm bath and invite your sculpture to join you. Watch as it melts away, the color bleeding out and turning your tub a permanent pink. If you like your bathtub the color it is, you might put it in a puddle or a kiddie pool in your backyard. It may be nice to take it out on a rainy day and place it on the shoulder of a road where the water collects and flows down into the sewer.

Just remember, there's no timeline. It could break the day you pick it up. You can choose to glue it back together or take a tiny bite each day like medicine.

*Incantation for a Grief Cake*

Let's  
Make a cake  
float it out into the river

Make a cake

We can  
Hold a funeral  
for the sin-eaters  
Flood the top of the cake with candles  
and have a vigil on the water  
Cake as landscape, cake as atonement

Hold a funeral

Flood the top of the cake with candles

Bake the bones  
of your beloved lost ones inside, whisper all your lovers' names  
as you frost it  
Lick the spoon  
Take your time  
with the piping  
Get in the zone  
with your grief and the endings that haven't happened yet  
The things that were taken from you  
Stick a flower and a menthol cigarette in it  
for your lonely neighbor

Bake the bones

Lick the spoon

Take your time

Get in the zone

Stick a flower and a menthol cigarette in it

Bake a cake for Gaza  
every day do this, mail it to the White House  
Write a protest message on it, put rocks inside it  
break their teeth.  
Collect the teeth in jars  
and show them in a museum of your making. Use mirrors.  
Save your kids baby teeth in a seashell  
spray paint it pink and gold, they will never have the same favorite color again  
Take a walk  
and drag your cake on a leash  
You have a pet cake for today, tomorrow it turns back into your dog.

Bake a cake for Gaza

Write a protest message on it, put rocks inside it

Collect the teeth in jars

Save your kids baby teeth in a seashell

Take a walk

Put old grocery lists in a gilded photo album  
a time capsule  
Leave recipes like riddles  
in a safety deposit box to be found upon your departure  
On the darkest days  
Open wide  
Swallow a whole cake  
And let its shape fill you like a python

Put old grocery lists in a gilded photo album

Leave recipes like riddles

Swallow  
a  
whole  
cake