

GOOD SHEPHERD OPERATIONS

Based on data from 12-31-24

4,914

Individuals in our database

Demographics:

0-18: 53%

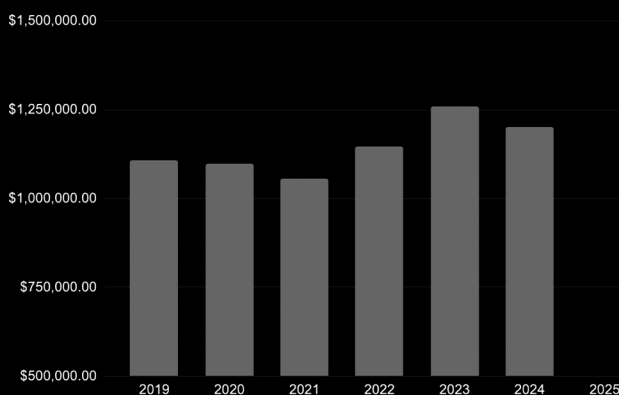
19-35: 14%

36-50: 13%

51-64: 12%

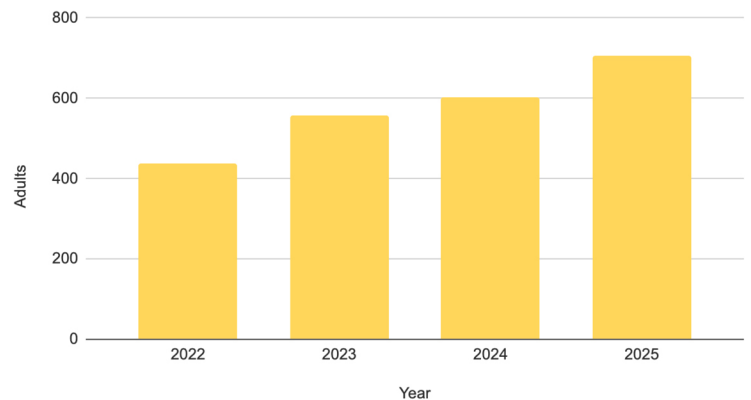
65+: 8%

Historical Giving



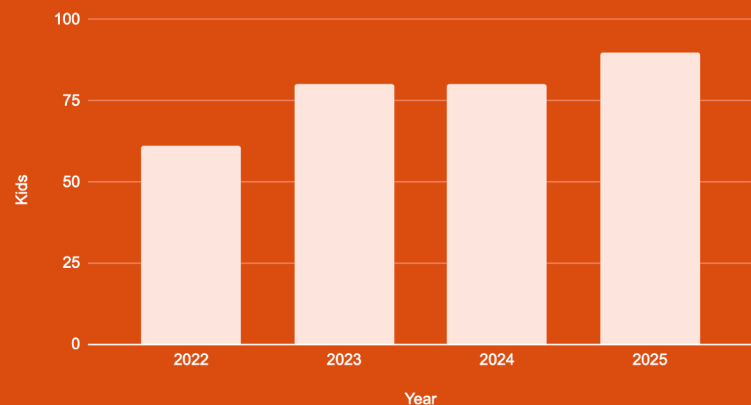
Average Attendance in Worship (both campuses)

Adults vs. Year



Average Kids/Youth Weekly (both campuses)

Kids vs. Year



Special Offerings:

NKC Schools Emergency Housing Fund- \$17,991

A Turning Point- \$75,136

Good Samaritan Fund- \$4067

GENERAL EXPENSES DETAIL

WORSHIP (SUNDAY MORNING, EVENTS, HOSPITALITY): \$68,178

BELONG (DISCIPLESHIP/KIDS/YOUTH): \$83,092

APPORTIONMENTS (PAID TO OUR CONFERENCE): \$107,300

PERSONNEL : \$916,784

BUILDING/PROPERTY: \$492,063

ADMINISTRATION (HEALTHCARE, ACCOUNTING, PRINTING): \$89,481

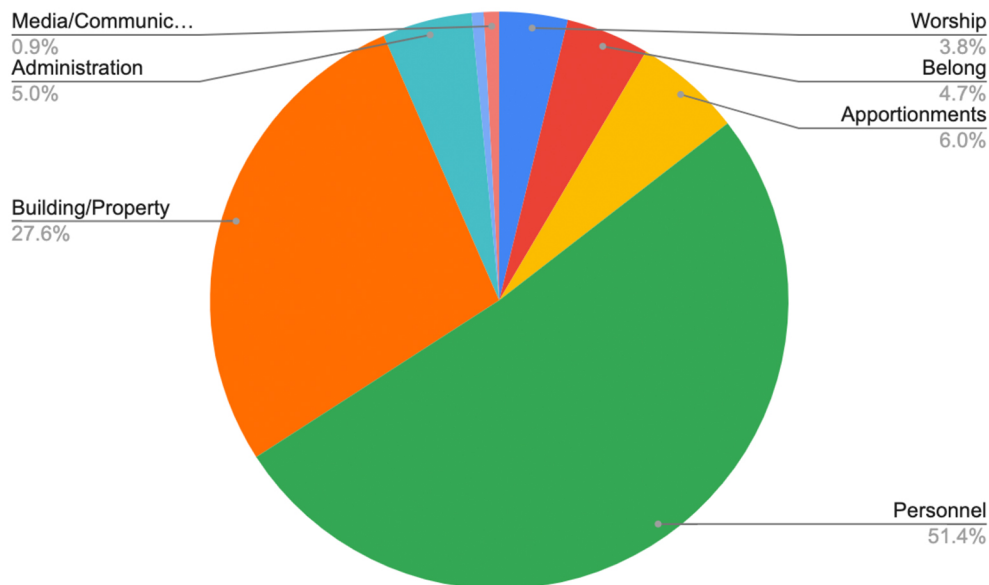
SUPPORT MINISTRIES (VOLUNTEER/STAFF/BOARD APPRECIATION, GENEROSITY): \$12,002

TOTAL OPERATING EXPENSES:

\$1,784,275

-\$400,000 (INDIRECT EXPENSES COVERED BY LITTLE LAMBS PRESCHOOLS)

\$1,384,275



***USING 46% TO 60% OF THE CHURCH'S BUDGET ON TOTAL COMPENSATION IS A
"NORMAL" RANGE FOR MOST CHURCHES**