

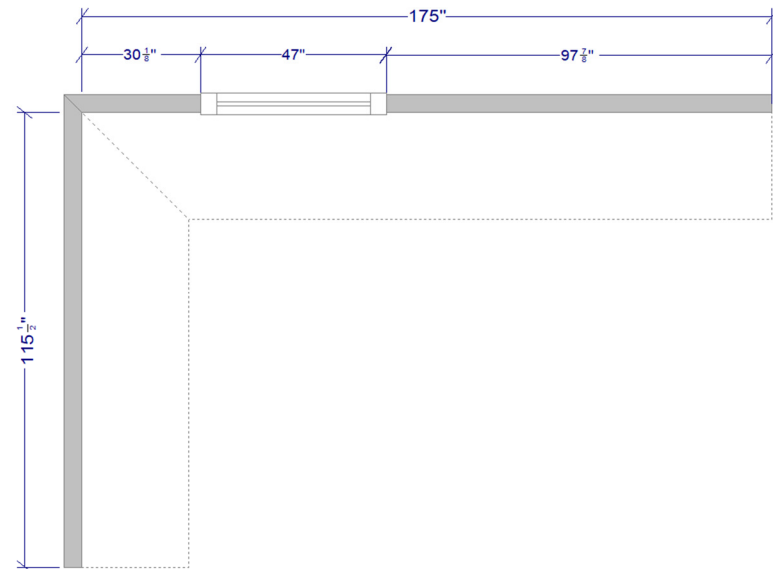
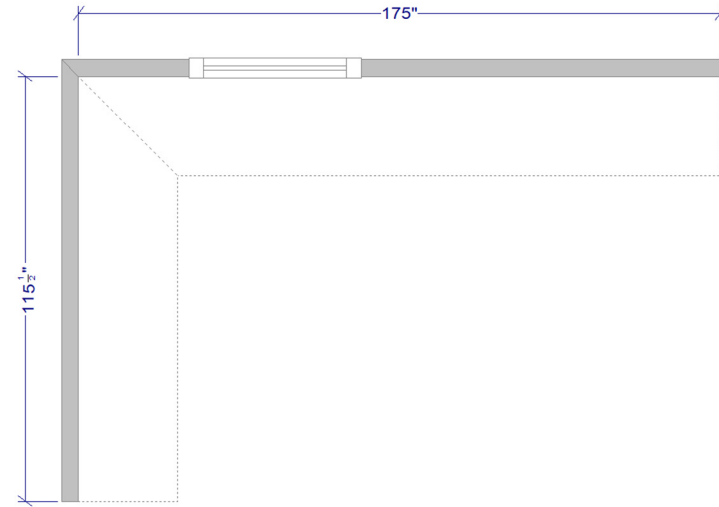
dovetailed

How to Measure Your Kitchen

What you need:

- Paper
- Pen/Pencil
- 25' Tape Measure

1. Draw out your kitchen. It does not need to be to scale just make it legible. Note any obstacles, such as soffits or beams. Note the locations of appliances and plumbing.
2. Take overall wall measurements. Make sure to measure to the $\frac{1}{8}$ " and measure in inches, NOT feet. (This is to prevent measurements from accidentally being misinterpreted. For example; 9'6" can look a lot like 96")
3. Take casing-to-casing measurements (doors, windows, walls). Remember, you are measuring for cabinetry, so measure to the OUTSIDE of the trim.

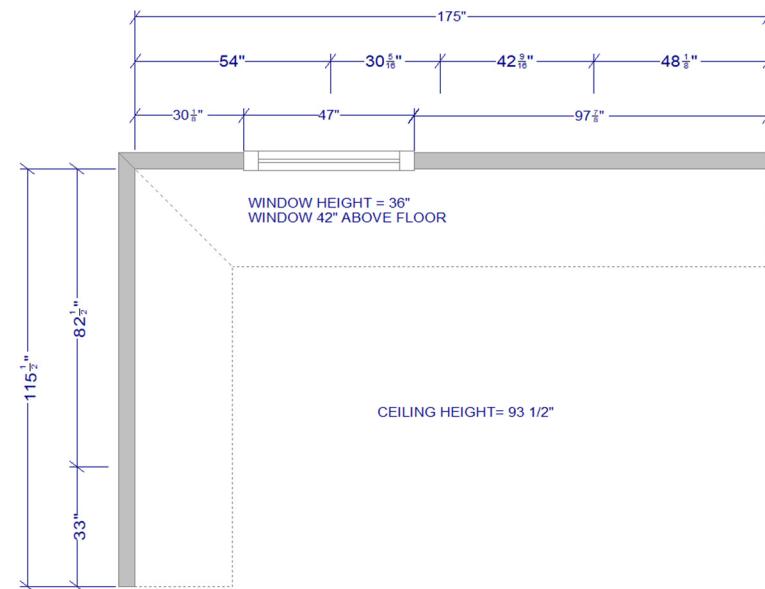
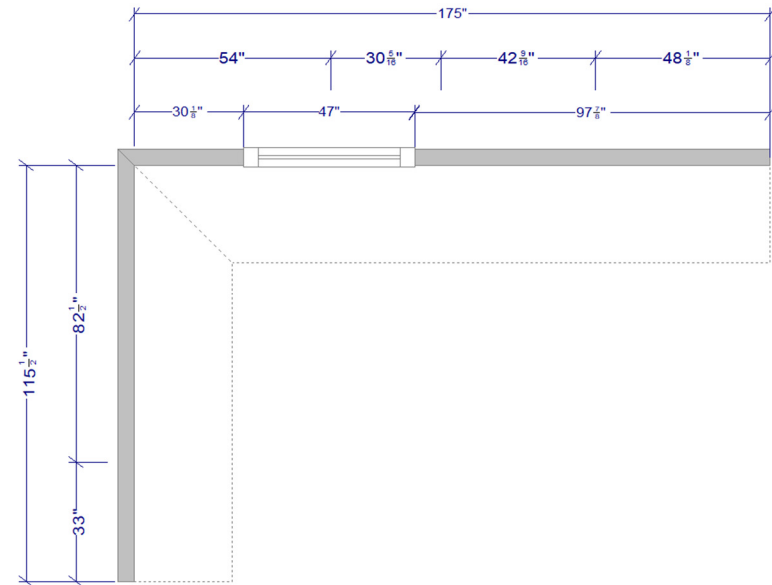


dovetailed

How to Measure Your Kitchen

4. Measure the centerline of all plumbing fixtures and appliances that will remain.
5. Label the adjacent rooms and each door.
6. Don't forget your ceiling height, window heights and any obstacles!

Remember to take pictures and send them along with your drawing!





How to Measure Your Kitchen

