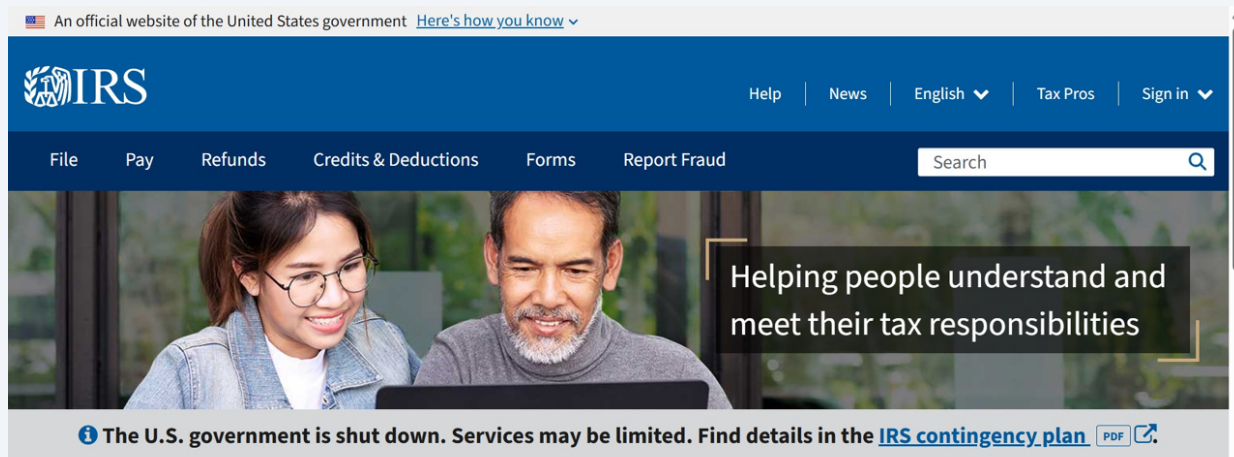


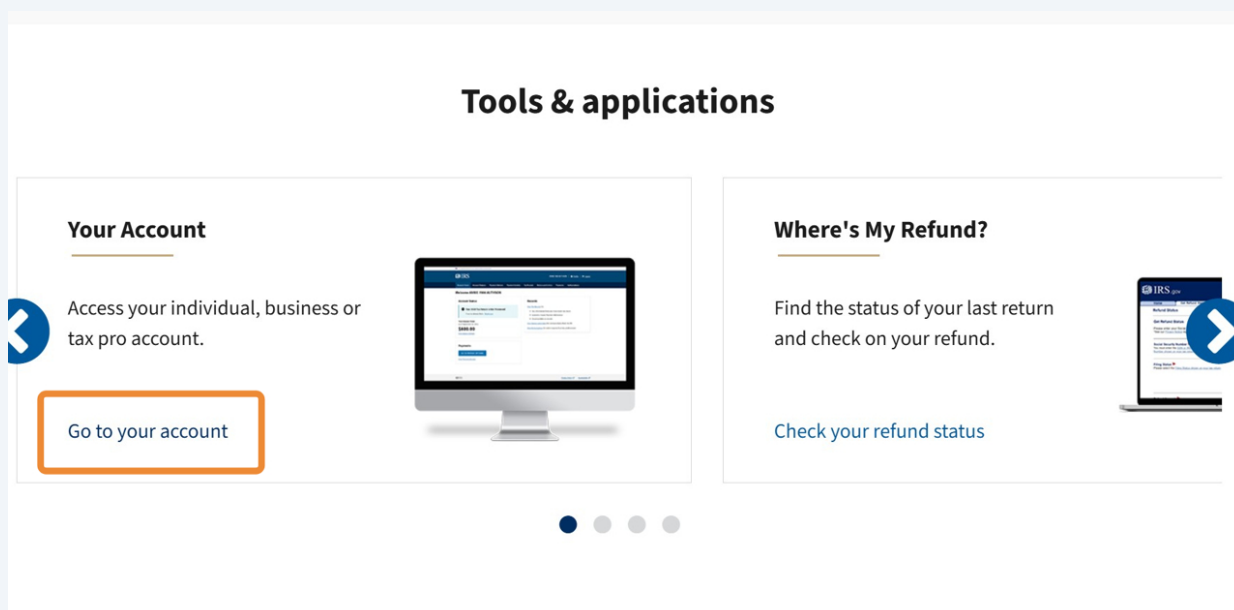
Create an IRS Account using ID.me

This guide will help you create an IRS account using ID.me. With an IRS online account, you can easily access your tax information, check the status of returns and refunds, and make tax payments.

- 1 Navigate to the IRS official website at <https://www.irs.gov/>



- 2 Scroll to the Tools & Applications section. Then click "Go to your account."



3 Click "New to individual account? Get started"

The screenshot shows the IRS website's 'Learn more or sign in' section. The top navigation bar includes links for File, Pay, Refunds, Credits & Deductions, Forms, and Report Fraud, along with a search bar. A left sidebar lists various tools and services like Document Upload Tool, Report fraud, Tax scams, Identity theft, Notices and letters, Appeals, Frequently asked questions, Accessibility, and Contact your local IRS office. The main content area is titled 'Learn more or sign in' and includes a sub-header: 'Use the same sign-in for 3 types of accounts. If you're a new user, have your photo identification ready.' Below this, there are three columns for 'Individual', 'Business', and 'Tax professional' sign-in options. Each column has a 'Sign in to...' button and a link for new users. The 'Individual' column's 'Sign in to individual account' button and the 'New to individual account? Get started' link are highlighted with an orange box.

4 Click "Sign in or create account"

Online account for individuals

English | [Español](#) | [中文\(简体\)](#) | [中文\(繁體\)](#) | [한국어](#) | [Русский](#) | [Tiếng Việt](#) | [Kreyòl ayisyen](#)

Individuals

- Who should file
- Steps to file your taxes
- File your tax return
- Get an extension
- Amend return
- Your information

Access your individual account information including balance, payments, tax records and more.

[Sign in or create account](#)

If you're a new user, have your photo identification ready. More information about identity verification is available on the sign-in page.

Access tax records

- View key tax return information, including your adjusted gross income, and access transcripts or tax compliance report
- Check the status of your refund or amended return
- View digital notices from the IRS
- View your audit status (currently available for certain audits)

Related

- [Online account for individuals – Frequently asked questions](#)
- [Appeals](#)
- [Topic no. 653, IRS notices and bills, penalties and interest charges](#)

Need to pay?

See your [payment options](#).

5

If you have an existing ID.me account, click "Sign in with ID.me." If you need to create a new ID.me account, click "ID.me Create an Account."

ID.me is an account created, maintained, and secured by a technology provider.

If you don't have an ID.me account, you must create a new account.

Sign in with an existing account

[Sign in with ID.me](#)

OR

Create a new account

[ID.me Create an account](#)

Frequently Asked Questions

[+ How do I verify my identity?](#)


6

Enter your email address and create a password in the appropriate boxes. Then click "Create account."


* Indicates a required field

Email *

Password



Confirm Password *



☐ **Remember me**
For your security, select only on your devices.

☐ I accept the ID.me [Terms of Service](#) and [Privacy Policy](#) *

[Create account](#)



Tip! You will need a government-issued photo ID, your Social Security number (SSN), an email address, and a device with a camera (like a smartphone or computer) to take a selfie and submit documents.