



Getting Married



CAPTURE THIS MOMENT PHOTOGRAPHY GUIDE TO PLANNING YOUR WEDDING
HOW I CAPTURE YOUR DAY / QUESTIONS TO ASK YOUR SUPPLIERS
MUST HAVE IMAGES FROM YOUR WEDDING / WEDDING TIME LINE

CAPTURE THIS MOMENT
PHOTOGRAPHY



Hello and welcome

Congratulations on your engagement!

Capture this Moment Photography, is a wedding photographer based in Gloucestershire capturing the details, the joy, happiness, laughter and love. A wedding is such a magical event; it is a moment in time, a personal promise.

My role as a wedding photographer is to capture each of these moments, so they can be yours forever. Each wedding is as unique as the couple getting married. I am always honoured to be asked to provide wedding photography as it is such a pivotal and personal day. I never underestimate the responsibility that comes with my role of as wedding photographer.

Wedding photography gives the opportunity for such a wide range of shots, a close up of the show stopping wedding shoes, teary eyes in the ceremony, the first kiss, the first dance, the cutting of the cake... all in one day.

My favourite moments though are those in-between these scheduled events, the intimate looks, the laughter, and the spontaneous embraces. This is where I find the magic that can so easily be overlooked.

I am able to deliver a personal service by taking the time to get to know by always meet with the couple prior to the event for a pre wedding consultation, offer pre wedding sessions and visit your venue with you. These are a key part of my process and helps me to tailor my services to deliver their dreams.

I strongly advise that you meet with as many of your service providers as possible prior to booking them. This process allows you to get to know each other, for them to understand your vision and for you to build trust before you sign on the dotted line.

In this guide, I have included ideas of what to ask your suppliers and lots of wedding inspiration.

I believe it's absolutely essential to meet face to face, to ask those questions and to put your mind at ease as you begin to plan your very special day.

With love and a few glasses of bubbly,
Kathryn

KATHRYN GODDARD
OWNER AND PHOTOGRAPHER

HOW I CAPTURE YOUR WEDDING DAY

Before, during and after.



HOW I CAPTURE YOUR WEDDING DAY

Before, during and after.

For many of you, you have probably been planning your wedding day for a long time. For me, it is very important that your wedding is YOUR day and that you spend that day celebrating with family and friends, not with me!

I won't demand that we go off and spend hours capturing your couple shots unless of course that is what you want. I believe it is essential that you have a great relationship with me throughout. After all, I will be spending the day with you and your family and friends.

My role is capture your day, including the details, the love, the joy and all those moments in between. I am here to answer any questions and offer guidance on any aspect of your wedding photography or indeed any aspect of your wedding. I love talking all things weddings and work with and can recommend lots of excellent suppliers in the industry.

All weddings are individual, unique and mostly importantly it is YOUR DAY.



HOW I CAPTURE YOUR WEDDING DAY

Before, during and after.

BEFORE YOUR WEDDING DAY

Whether we met at a wedding fair, or perhaps you found me on Google, social media, we meet at a wedding or I was recommended, our first point of contact is usually via email, at this stage it is useful for you to know if I am available for your chosen wedding date and maybe ask about pricing.

I am more than happy to answer any questions at this stage especially about availability, following these brief initial discussions,


I will always encourage that we get together and meet face to face perhaps over coffee or a gin (other drinks will be offered!) This is really important for both of us – we need to be sure that we click, we will be spending the day together and it is important for us to feel comfortable around each other. I love hearing about your plans for your wedding day so we will chat about those, we will also look through some samples of my work, I will bring along a couple of albums for you to look through and if I have photographed a wedding at your chosen venue some images for there too.

I will also chat through how I capture your day, my back up plans (really important) and anything else that comes up – don't worry if we end up chatting about holidays, books and films.

I recommend that you meet with other wedding photographers as we are all different – personality wise and we have different styles of editing .

Of course, I really do hope you will go ahead and book me for your wedding day however if you do decide to go with some else please do let me know (there are so many amazing wedding photographers in the Gloucestershire area, you are spoilt for choice!)

At the end of the day, the photographer you book needs to feel right and will capture your day for you.



HOW I CAPTURE YOUR WEDDING DAY

Before, during and after.

BOOKING AND BOOKING FEE

Once you have decided you would like to book me, I will send over a wedding a wedding agreement containing the terms and conditions. a short initial questionnaire about your wedding and an invoice for the initial payment, I ask for a 25% booking fee which is non refundable to secure your date. Payment options are pretty much all of the standard types including bank transfer, debit cards, credit cards, paypal.

You have ticked off another significant "to do" on your wedding plan.



HOW I CAPTURE YOUR WEDDING DAY

Before, during and after.

PRE WEDDING SHOOT

The pre-wedding photo shoot is complimentary; I love this part of our time together and has loads of benefits. It gives us a chance to get to know each other ahead of your day.

You can see how I am behind the camera and I can capture some lovely shots of the two of you for you to keep.

You can request the location for the shoot to take place at a site that is important to you, such as where your proposal took place, or somewhere else that is special to you both.

All of the hand-edited images are yours to keep from the session.



HOW I CAPTURE YOUR WEDDING DAY

Before, during and after.

VENUE VISIT

I find this another really useful thing to do together, even if I have worked at the venue before or if it a new one to me, I want to know why you have chosen it.

Is it an amazing stair case or a quiet spot in the gardens?

We will spend time exploring together, sometimes this can be combined with the pre wedding session.



HOW I CAPTURE YOUR WEDDING DAY

Before, during and after.

FINAL PAYMENT

Two weeks before the wedding the final balance is due - this can be paid earlier if required or in instalments and is under your control via your link to the online payment system.

FINAL GET TOGETHER

Around 2 weeks before your wedding day, it is a really nice opportunity to get together again and go through final timings and to chat about group shots and any other important images you want captured on the day - don't worry this isn't set in concrete and this can be changed or added to anytime including on the day itself. It gives me an idea of where to start with any group shots on the day.

WEDDING REHEARSAL

If you are having a church ceremony then normally a day or so before the wedding you will have a rehearsal, I like to attend this, diary permitting, so I can have a brief chat to the vicar about where I can stand during the service. If you are having a civil ceremony, then I have this chat with the registrar on the day of the wedding.



HOW I CAPTURE YOUR WEDDING DAY

Before, during and after.

YOUR WEDDING DAY

I will turn up at the agreed time to capture bridal preparation, usually a bit earlier. I will then be with you for the rest of the day and most of the evening.

I will be unobtrusive but always there to answer any questions, encouragement, lend helping hand and a big smile.



Rest assured I will be working hard to capture all of the moments of your day.

When I arrive I usually start with your details, the dress, the shoes etc, this gives everyone a chance to get used to me being in the room. If at any time you do not want me to photo anything just say and I will step aside until you are comfortable again – it could be whilst you are putting on your dress etc.

At some point in the evening – well after the first dance, usually around 10 pm, I will come over to see if there is anything else you would like me to capture for you. If not then it is time to say goodbye.

I will then return home and to start a full backup of all the photographs, to my computer, to a further backup hard disk, to a cloud backup and place the memory cards into a fire safe (occasionally I may have family holiday booked soon after your wedding, if this is the case I will of course let you know and a copy of your images come with me – in the past wedding images have accompanied me to Canada, Norway and Barcelona!) until your wedding photographs have been fully edited and delivered to you.

I know how precious these images are and I take their safety very seriously!



HOW I CAPTURE YOUR WEDDING DAY

Before, during and after.

AFTER YOUR WEDDING DAY

Editing is a large part of my work during the weeks following your wedding.

My first job, is to select some highlights from your day, edit those and send over a highlight slideshow to your inbox (I do not share anything online until you have seen them, your privacy is important to me).

Then I start selecting the best images that I am going to use to tell the story of your wedding day.

Every one of these chosen photographs is edited. I use a light touch approach to editing, with few effects being used. I go for sharp, colourful images. I do some photoshop work as required, this is usually removal of fire escape signs and other distractions.

After final cropping of the image I then decide which ones are going remain colour, be turned into black and white or provide one of each.

All of the images are then exported from my editing suite and uploaded onto your password protected online gallery ready for you and your family to view, share and print as you wish.



HOW I CAPTURE YOUR WEDDING DAY

Before, during and after.

DELIVERY OF YOUR PHOTOGRAPHS

I aim to complete your photos and deliver them to your password protected gallery between 2 – 4 weeks after the wedding day.

I will send you details for your gallery which can be shared with your family and friends.

I will also send you a USB with all of your high-resolution photographs for you to share and enjoy always.

ALBUM DESIGN

If you decide you do want an album, then just contact me to look at options. I will ask you choose between 100 – 150 images.

I will design an initial layout which I will share with you, at this stage you can make any amendments, if it is easier I am happy to do this process face to face.

Delivery of my handmade in the UK leather albums takes around 6 weeks from sign off of the final design.



HOW I CAPTURE YOUR WEDDING DAY

Before, during and after.

AFTERWARDS

Of course I would love to share a selection of images from your wedding day either on my website or across social media – I will send over a short questionnaire asking for details of the other suppliers involved.

However, I also realised not everyone wants this, I will of course respect your wishes. The questionnaire gives you the option for this.

I hope you found this useful and of course I am more than happy to answer any questions, just drop me a message and I will get back to you as soon as I can.

With best wishes Kathryn x



www.capturethismoment.co.uk

kathryn@capturethismoment.co.uk

07816 477243

Questions to ask...

The venue



How many guests can we have for each part of the day?

What is the cancellation policy?

Will we have exclusive use?

Do you have any mandatory suppliers?

Is there guest accommodation and is it discounted?

Boutique



How many fittings will I have?

What's the adjustment fee?

What should I wear?

How far in advance do I need to order my dress?

When can I collect my dress?

Photographer



When can we see the images?

Will we have a pre-wedding photo shoot?

Do you have insurance?

Who holds image copyright?

What happens if you're ill or, your equipment fails?

Questions to ask...

Florist



What flowers are in season?

How much notice do you need?

Can you install the flowers at the venue on the day?

Do you provide vases and containers, or will we need to?

What bouquet suits my dress?

Cake Maker



What size cake do we need?

What fillings do you offer?

Can we try samples?

Will you provide a stand?

Can you cater for allergies?

How do we store the cake?

DJ



Is your equipment PAT tested regularly and do you have Public Liability Insurance?

Do you provide a written contract?

What will happen if you are sick on the day?

Do you carry spare equipment as a back-up?

How much wedding experience do you have?

MUST HAVE SHOTS

Ideas for your wedding day



Getting ready



The details



The emotion



The confetti



Quiet moments
together



After dark

WEDDING DAY TIMELINE

Ideas for your wedding day

It is important to have a list of who you want to have photographed at the wedding. However, I have also seen some lists that are so long and detailed that it is impossible for me to figure out who belongs to who.

On the other hand, I have also seen lists that are very short and sweet.

Lists such as this usually only included people who were very important to the bride and groom.

Here is a sample timeline of wedding that will help to give you an idea of what you can expect:

Getting ready pictures of bride & groom.

Bride and Groom photos at a different location

The wedding Ceremony

The bridal party enters reception

Confetti

Reception dinner, any speeches and/or toasts

The bridal party

The cake being cut

Group photos

The first dance of husband and wife

Candid images

Any additional photos such as the sunset



www.capturethismoment.co.uk

kathryn@capturethismoment.co.uk

07816 477243