

EDITORIAL STYLE
BRIDAL
DETAILS



AURELIA ALLEN PHOTOGRAPHY



EVERY LITTLE DETAIL!

Chances are that you put a lot of effort into picking out every little detail of your wedding day. From the shoes to the jewellery to the flowers, every little detail tells a piece of the story of your wedding day! The beginning of the wedding day is the perfect time for me to capture all those little details before the craziness of the day starts! So by having all these items gathered ahead of time and ready to go when I arrive, we can ensure that everything is documented without running around the morning of to look for everything! This document will tell you all the items you'll want to gather together and some tips to make the whole process smoother!

THE ESSENTIALS

Here are the main items you'll want to have gathered together at the beginning of the wedding day. Keep reading for additional items that you can include, plus tips for taking your detail photos to the next level!

BRIDAL GOWN

VEIL

SHOES

GARTER

JEWELLERY

PERFUME

ALL 3 RINGS

INVITATION SUITE

BOUQUETS

BOUTONNIÈRES

BRIDESMAIDS DRESSES

EXTRA ITEMS

Here are some extra items you can include with your details that will elevate your photos and ensure that all important items are photographed!

HEIRLOOMS

Do you have any special heirloom items like your grandmother's wedding ring or a special handkerchief that are a part of your wedding? Include them with your bridal details to be captured!




STYLING ITEMS

Including extra styling elements that go with your wedding theme and colors like fabric, ribbon, patterned paper or trays can help to give the detail photos a cohesive look that is consistent with the rest of your wedding!

RING BOX

Do you have any special heirloom items like your grandmother's wedding ring or a special handkerchief that are a part of your wedding? Include them with your bridal details to be captured!



LOOSE FLOWERS

Loose flowers and greenery make such a lovely addition to bridal detail photos! Ask your florist to include some loose florals and greenery with the bouquet delivery!

SOME HELPFUL TIPS!

Here are a few tips that will ensure everything runs smoothly and your detail photos really shine!

FLOWER DELIVERY

Have the bouquets, boutonnieres and loose florals delivered to your getting ready location 30 minutes before I am scheduled to arrive to ensure they are ready to go when I get there!




CALLIGRAPHY

If you had calligraphy or any special lettering done on your invitations, have an extra copy made for me to photograph! You can use a fake address or even the address of your venue!

ALL 3 RINGS

Have all 3 rings (engagement ring, bride's band, groom's band) included with your details so I can photograph them all together! Once I am done with them, we can give the bands to whoever is in charge of holding onto them!




FULL INVITE SUITE

Be sure to also include all the envelopes with your invitation suite so that I can capture the entire design! And feel free to include your Save the Date as well!

DUPLICATE INVITES

If there are any pieces of your invitation suite that are double-sided, include two copies so that each side can be photographed in a single image. Also consider including both blank and addressed envelopes to give me more options for styling!




DELEGATE

The key to a stress-free wedding day is to delegate tasks! Assign a bridesmaid with the task of knowing where the detail items are and getting them to me when I arrive on the wedding day so you don't have to worry about it!

COORDINATING PAPER

If there are any other paper items that coordinate with your invitation suite, feel free to include those too! Things like menus, table numbers, place cards, vow books, etc.



GROOM'S DETAILS

You can also include any special groom details that you'd like photographed! Things like cuff links, tie, shoes, tie clip, etc.

the next page is a simple no-frills list of all the items mentioned that you can print and use to make sure you don't miss anything!

BRIDAL DETAILS

BRIDAL GOWN

VEIL

SHOES

GARTER

JEWELLERY

PERFUME

ALL 3 RINGS

INVITATION SUITE

BOUQUETS

BOUTONNIÈRES

LOOSE FLORALS

BRIDESMAIDS DRESSES

EXTRA STYLING ITEMS

HEIRLOOM ITEMS

DRESS HANGER

GROOM'S DETAILS

THANK YOU!

Thank you for taking the time to read through this guide! I hope this helps you as you gather these items together for your wedding day and also gets you excited for these photos! In case you can't tell, I love photographing these little details and making them look beautiful! I hope all the final details of your wedding day are falling into place nicely! See you soon!!

Catelle x

