



Tips for

FLYING WITH YOUR PUPPY

M A V E R I C K R A N C H


FLYING WITH YOUR PUPPY

how to pick up your pup from us


If you live too far to drive and pick up your puppy, flying is another option. We can meet you at the Saskatoon or Edmonton International Airports, so you can fly home with your puppy in the cabin with you. Only small dogs or puppies that can fit in airline approved carriers are allowed to fly in cabin. Puppies usually need to be less than 15-17lbs max and small enough to be comfortable in an airline approved soft-sided carrier. Puppies must also be 8-16 weeks old to fly, depending on the airline.

Why in cabin? We will not ship our puppies as cargo on a plane. It is much safer for the pup to ride in the plane with you, getting constant care and attention. Shipping animals under cargo can be dangerous and is only allowed under certain weather conditions.

GETTING READY TO FLY?



Are you wondering what you will need to know and what you will need to bring to pick up your new puppy? Travelling alone can be stressful and overwhelming, so that is why we created this guide on how to fly with your puppy. We will cover requirements, guidelines, what products you will need, and some helpful tips to help you on your journey.



OUR FEES

what we charge for airport delivery



VET HEALTH EXAM + VACCINES

Your puppy may need an updated veterinary health exam along with any vaccines in order to be up to date. We will also get the vet to make out a fit-to-fly certificate for your puppy.

\$45 + FEE



DELIVERY TO EDMONTON AIRPORT

We can deliver to the Edmonton International Airport (YEG) for an additional fee to cover our travel expenses.

\$250 FEE



DELIVERY TO SASKATOON AIRPORT

We can deliver to the Saskatoon John G. Diefenbaker International Airport (YXE) for an additional fee to cover our travel expenses.

\$125 FEE

flying with your **NEW PUPPY**



RESEARCH YOUR AIRLINE

SEE WHAT THE REQUIREMENTS ARE TO FLY WITH A PET IN CABIN. ONLY SOME AIRLINES ALLOW PETS AND THEY ALL HAVE DIFFERENT REGULATIONS SUCH AS AGE OF PET, SIZE OF CARRIER, ETC.

- WE STRONGLY RECOMMEND FLYING WITH AIR CANADA -


AIR CANADA GUIDELINES:

- Puppy must be at least 10 weeks old, fully weaned, and up to date on vaccines.
- Only one small dog per passenger.
- Soft sided crate maximum allowable size:
Height: 10.5" Width: 15.5" Length: 21.5"

CAN I FLY WITH A PUPPY TO THE UNITED STATES?

FOR THOSE FROM THE UNITED STATES, FLYING WITH A PUPPY WILL HAVE DIFFERENT REQUIREMENTS, SUCH AS AGE AND VACCINE REQUIREMENTS FOR THE PUPPY AS WELL AS A CANADIAN INTERNATIONAL HEALTH CERTIFICATE. DIFFERENT DOCUMENTATION WILL ALSO BE REQUIRED FOR CUSTOMS. ALASKAN AIRLINES CAN BE A GREAT AIRLINE CHOICE FOR INTERNATIONAL FLIGHTS WITH PETS. WE ALSO KNOW AN INTERNATIONAL FLIGHT NANNY THAT WE HAVE WORKED WITH, TRUST, AND HIGHLY RECOMMEND!

Puppies typically do very well on a plane, especially if you are well prepared!



booking your FLIGHT



LIST YOUR PET ON YOUR ITINERARY AND CALL THE AIRLINE

First, you need to book your flight. List your pet on your itinerary while booking. Then, you need to call the airline as soon as possible to register your pet for travel on the same flight as you, and provide the required information (weight/age/breed of puppy, dimensions of carrier). The airline can also get you the most up-to-date information on requirements for documents, travel crates, etc. Most airlines limit the number of animals allowed on each flight, typically 2-6, so make sure you reserve space for your pet early, especially if you have a small window of travel available. You will have more limited seating options when flying with a pet, as airlines do not allow passengers with pets to sit in emergency or bulkhead rows. The pet carrier will count as one standard carry-on item. There will be a fee to fly with your pet that will typically range from \$50 to \$150, depending on the airline. Air Canada charges a fee of \$50 for one-way flights within Canada.

DOCUMENTATION

☒ Health Certificate

☒ Vaccine Records

Depending on when your puppy's flight is, they may need another health exam at the vet or another set of puppy vaccines in order to meet airline regulations. If they do, we will take your puppy to the veterinarian a couple days before they fly out to get them examined by a vet and any vaccines they may need. During pick-up at the airport we will supply you with the necessary veterinarian documents.

CHECK-IN

You'll need to arrive at least 30 minutes prior to the recommended check-in time for your flight as you must see the check-in agent at check-in. You will need to show them required paperwork, such as your reservation and the puppy's health records.

PET CARRIER

what to know



YOU WILL NEED AN AIRLINE APPROVED PET CARRIER TO TRAVEL WITH YOUR PUPPY.

WHAT DOES AIRLINE APPROVED MEAN?

IT MEANS THAT THE CARRIER MUST FIT SPECIFIC DIMENSIONS, BE LEAK-PROOF, AND WELL VENTILATED. SOME AIRLINES ONLY ALLOW SOFT-SIDED CARRIERS.



PRO TIP

GO WITH THE LARGEST PET CARRIER THAT YOU CAN FIND THAT IS WITHIN THE SIZE LIMITATIONS OF YOUR CHOSEN AIRLINE'S GUIDELINES. THE MORE SPACE YOUR PUPPY HAS, THE BETTER THEY WILL FEEL. A CARRIER THAT IS TOO SMALL AND TIGHT FOR YOUR PUPPY MAY GET DECLINED BY AIRLINE STAFF.

WHERE CAN I FIND ONE?



AMAZON BASICS
PET AIRLINE TRAVEL
CARRIER BAG - SIZE M OR L
FIND IT ON AMAZON



WILD ONE
PET TRAVEL CARRIER
FIND IT ONLINE AT
WILDONE.COM



SHERPA ORIGINAL
DELUXE PET CARRIER
SIZE 17X11X10.5
FIND IT AT PETSMART

SUPPLIES LIST

everything you should bring

FABRIC PET CARRIER

You will need an airline approved pet carrier. You can find these on amazon and at most pet stores. REMEMBER: Make sure that your carrier is small enough to meet airline requirements, but also big enough for your puppy!



PUPPY PEE PADS

You can find pee pads at most pet stores. We recommend lining the base of your carrier with multiple pee pads, so you can easily remove the dirty one, while still having a clean one underneath, making clean up much easier. You will also need pee pads for letting your puppy stretch their legs and go potty outside of their carrier! You might want some small ones for using in your crate and extra large ones for using on the floor.



BABY WIPES

Baby wipes are useful for cleaning up messes on the go, wiping your hands, and wiping your puppy's paws to keep them clean. You can bring one or two small packs of baby wipes in the pocket on your pet carrier.



COLLAR + LEASH

Although your puppy should not be roaming on a leash in a public space as they are not fully vaccinated yet, having a collar and leash will be a necessity for your pup and useful when you find a safe spot for them to go potty.



SUPPLIES LIST CONTINUED

everything you should bring

COLLAPSIBLE BOWL

A collapsible bowl is not only easy to pack in your bags, but it gives you an easy way to give your puppy small amounts of food or water during your travels.



CHEW/TREATS

Chewing tires puppies out and reduces stress. Having multiple different chews for your pup will keep them entertained during their flight. Chews need to be soft enough for puppy teeth, but hard enough that they last for a while. Our favourite chews for puppies are Puppy Love Bully Sticks, Honest Kitchen Ocean Chews, and Purina Prime Bones.



DOG TOYS

Toys are another way to keep your puppy entertained on a flight. Avoid noisy or squeaky toys, as they will likely annoy other passengers.



PUPPY KIBBLE

Although you should limit food and water intake on travel days, it's important to have food with you while travelling so you can give them small meals, and have food incase travel plans change.



SUPPLIES LIST CONTINUED

everything you should bring

PUPPY BLANKET

Having a puppy blanket will help make your puppies carrier comfy, but you can also use it to cover their carrier to help them fall asleep or to cuddle them with in the airport.



POO BAGS

Poo bags can be useful for quickly cleaning up any accidents your puppy has. Poo bags are a necessity when travelling with your puppy!



LARGE ZIPLOC BAGS

Ziploc bags will be extremely useful for containing puppy messes and keeping the smell locked in so you can dispose of the mess when you get the chance.



HAND SANITIZER

You might want to bring some hand sanitizer to keep your hands clean from germs. Airports and Airplanes are full of germs and your puppy will come into direct contact with your hands throughout the day.



ID TAG

It's always a good idea to have your contact information on your puppy and on your pet carrier incase they are misplaced or get lost.




BIOSECURITY PROTOCOLS

keeping your puppy safe

KEEPING YOUR PUPPY SAFE AT AN AIRPORT

PUPPIES ARE NOT FULLY PROTECTED AGAINST DEADLY VIRUSES LIKE PARVO UNTIL THEY ARE FULLY VACCINATED. YOUR PUPPY WILL NOT BE FULLY VACCINATED WHEN YOU PICK THEM UP, AND THEREFORE YOU NEED TO TAKE PRECAUTIONS TO KEEP THEM SAFE. HAVING A YOUNG PUPPY WITH YOU WILL MAKE YOU VERY POPULAR AT AN AIRPORT, BUT IT'S BEST TO NOT ALLOW STRANGERS TO PET YOUR PUPPY, ESPECIALLY IF IT IS ADDING TO THEIR STRESS. AS ALWAYS, FOLLOW THE FOUR OF THE FLOOR RULE WITH YOUR PUPPY, MEANING **KEEP ALL FOUR OF THEIR PAWS OFF THE FLOOR** IN PUBLIC SPACES AT ALL TIMES. EVEN SIDEWALKS AND GRASS LAWNS IN PUBLIC SPACES ARE NOT SAFE. TRY TO KEEP YOUR PUP FROM LICKING ANY DIRTY SURFACES AS WELL. SO HOW DO YOU KEEP YOUR PUPPY SAFE AT AN AIRPORT? **NEVER USE AIRPORT DOG POTTY AREAS!** IF YOUR PUPPY NEEDS TO GO POTTY, IT IS BEST TO TAKE YOUR PUPPY INTO THE BATHROOM WITH YOU AND LAY OUT A PEE PAD ON THE GROUND TO LET THEM GO POTTY. WE WILL TRY TO LIMIT FOOD AND WATER INTAKE ON THE DAY OF THEIR FLIGHT TO HELP PREVENT ACCIDENTS AND MOTION SICKNESS, AND IT IS BEST TO WAIT TO GIVE THEM LOTS OF FOOD AND WATER AGAIN UNTIL THEY ARE DONE THEIR FLIGHT.



M A V E R I C K R A N C H

FAQ

Frequently Asked Questions

HOW LONG BEFORE A FLIGHT SHOULD I LIMIT FOOD AND WATER INTAKE?

You should limit food and water intake starting 3-4 hours before your flight. Depending on the duration of the flight you can give your puppy small amounts of water. Then once your flight is over, give your puppy their food and water. Just remember, eating and drinking will make your puppy need to go potty, so be prepared.

CAN YOU GET THE PUPPY OUT OF ITS CARRIER WHEN YOU ARE ON THE PLANE?

All puppies must remain in the carrier under the seat in front of you for the duration of the flight per the airlines policies.

WHAT DO I DO IF MY PUPPY NEEDS TO GO POTTY ON THE PLANE?

It's a great idea to line your puppy carrier with pee pads, so it's easy to pull them out and replace them if your puppy has an accident in their carrier. Seal the mess in a zip-lock bag and dispose of it when you get the chance.

WHAT IF MY PUPPY GETS ANXIOUS ON THE PLANE?

You can open up the carrier and let your pup see you, try petting it to calm it down. Dog chews are your best friend, so bring several types of dog chews, such as bully sticks, fish skin chews, etc to give to your puppy. Sometimes covering your puppies crate with a blanket will help them calm down and fall asleep. If your puppy gets too hot, you can ask a flight attendant for some ice in a doubled zip-locked bag to put in your puppy's carrier under their pee pad to help them cool off.