

AUTHENTIC
IMAGERY



SHENANDOAH
VALLEY

20 BC MEDIA 13
PHOTOS

LIFESTYLE & ELOPEMENT
PHOTOGRAPHY

Wedding Guide

LAST UPDATED MARCH 2023




Welcome

I'm glad you're here.

Capturing love is one of my favorite things. It warms my heart everytime I'm able to photograph the groom seeing his bride for the first time or the bride's first dance with her dad.

You deserve to feel comfortable and celebrated on your big day, and I am here to support you. I look forward to partnering with you to capture all of your memories on your wedding day, to be shared as your family's heirlooms for generations to come!



What to Expect

You and your fiance' are my #1 priority on your wedding day.

Chances are you will be surrounded by a lot of family and friends with varied opinions on your wedding day. I will be there to serve you both and your vision.

I believe photographers should offer holistic support for their couples. Of course I will capture every important moment of your wedding but I won't hesitate help with bridesmaid's hair, help rearrange furniture or even dance with your grandma if needed!

The
Engagement
Session

1 HOUR SESSION


One photographer, one location, online digital gallery


\$250

\$200 with a BC Media Photos Wedding Package

The engagement session is one of my favorite parts of the wedding prep process! A worry free time to stroll around with your partner in one of your favorite spots with me capturing all of those lovely candid moments.

Location is totally up to you, whether you are hoping for an open field and barn or more architecture in a downtown area (please note, my travel fees will apply if venue is over 30 miles outside of Harrisonburg). Look to the next page for outfit recommendations and a suggested colorway.





Engagement Style Guide

NEUTRALS ARE BEST

Choosing a neutral colorway for your outfits is always a great option. Depending on your location, natural elements or murals can often be highlighted by wearing neutrals over bright colors.

TEXTURE OVER PRINT

Similar to bright colors, loud and busy prints can be very distracting. By including a variety of textures (i.e. denim, soft sweater, linen dress) the focus is kept on you as a couple and eyes aren't drawn to a overpowering print.

COMPLIMENTARY NOT MATCHING

Select colors that compliment each other, but don't do exact color matching! Choosing clothing that is in the same colorway as your partner will create that connection without being too cheesy.

DRESS COMFORTABLY

Yes, look fashionable, but make sure your articles of clothing are also comfortable! If you don't feel confident in what you're wearing (i.e too tight, too loose, short skirt, itchy fabric), your discomfort will show through your expressions in images.

Suggested Colorway

Planning your wedding

Timeline

*The first step in creating
your dream day*


THE BREAKDOWN

The first step in planning your wedding timeline is always searching when the sun will set on your wedding day. You can determine this with a quick Google search.

Plan your ceremony to be at least 2 hours before the sunset. Fall and Winter weddings, this allows for a 1/2 hour ceremony, family photos, and couples portraits. Spring and Summer weddings, this allows for the above but also an additional time during the reception at sunset for more couples portraits.


Family and bridal party photos always take more time than people think, and allotting more time for these portions of your day will make everything feel less rushed and hectic.

Schedule times for yourselves! Whether it be a bathroom break or 10 minutes for you and your new spouse to walk around your venue's grounds, take the time needed to soak in and savor this tremendous day!



Timeline Example

6 hours of photography coverage; late November



First Look and Couple's Portraits	1:30 PM
Wedding Party Photos	2:15 PM
Bride & Groom Decompress with Wedding Party before Ceremony	3:00 PM
Ceremony Begins	3:30 PM
Ceremony Ends, Cocktail Hour Begins, Family Portraits	4:00 PM
Golden Hour Couple's Portraits	4:30 PM
Bride & Groom 15 min Decompress	5:00 PM
Couple and Bridal Party Grand Entrance	5:15 PM
First Dance	5:20 PM
Welcome Message from Father of the Bride	5:25 PM
Buffet Opens (Photographer and Second Shooter eat and back up photos)	5:30 PM
Toasts	6:15 PM
Parent Dances	6:30 PM
Open Dancing Begins	6:40 PM
Cake Cutting	7:25 PM
Open Dancing Resumes	7:30 PM
DJ Announces Last Song	8:20 PM
Guests line up for Exit	8:25 PM
Bride and groom Exit	8:30 PM

Wedding
Pricing

4 HOURS OF COVERAGE

One photographer, 400 edited images in online
downloadable gallery

\$1,800

6 HOURS OF COVERAGE

Two photographers, 600 edited images in online
downloadable gallery

\$2,400

8 HOURS OF COVERAGE

Two photographers, 800 edited images in online
downloadable gallery, printed gift

\$3,000

*An additional \$50 will be invoiced for every 30 miles
traveled outside of Harrisonburg. This helps cover the
cost of gas or hotel stay if necessary.*



Leading up to the **Big Day**

EMERGENCY PLAN

Stuff happens! In case I have a last minute emergency, I will entrust my second shooter to take over all photographic duties for your wedding day, and if needed, find another photographer with a similar shooting style. A \$200 discount will be applied from total cost. I will still edit and review all images that you will receive.

ONE MONTH BEFORE

The digital pre-wedding questionnaire will be sent your way. This will be a series of questions to help us learn more about your schedule for the day, family circumstances, etc. I will also correspond with your wedding planner, if any, during this time.

TWO WEEKS BEFORE

Your pre-wedding questionnaire should be completely filled out.

ONE WEEK BEFORE

All invoices must be paid and any last minute questions/requests can be asked and discussed.



The Aftermath

WHEN YOU WILL RECEIVE IMAGES

Your full gallery will be sent to you 4-6 weeks after your wedding day, depending on the date/season your wedding is in. 10-15 sneak peak images will be sent the week after your wedding, just to give you a taste of all that is to come.

ONLINE GALLERY

Sneak peaks and the full gallery will be sent through the online gallery website, PASS galleries. All images are downloadable directly through the website and there are also options available for printing images through the site. For printing and sharing, I recommend downloading with the high-res option!

SHARING YOUR IMAGES

Your full digital gallery can now be shared with your friends and family. If you choose to share on social media, please tag the BC Media Photos social accounts.

LEAVE US A REVIEW

We would love to hear your thoughts! Feel free to leave us a review on our Facebook page, via email or on Honeybook.

