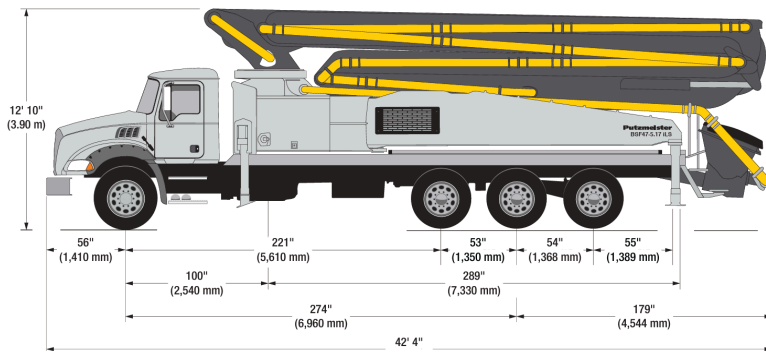




47-52-METER

TRUCK MOUNTED CONCRETE BOOM PUMP



VERTICAL REACH: 151' 3"

HORIZONTAL REACH: 134' 10"

REACH FROM FRONT OF TRUCK: 124' 8"

MAXIMUM RATED OUTPUT: 222 CUBIC YARDS/HR

FRONT OUTRIGGER SPREAD: 27' 6"

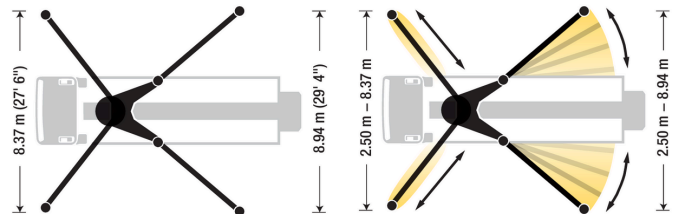
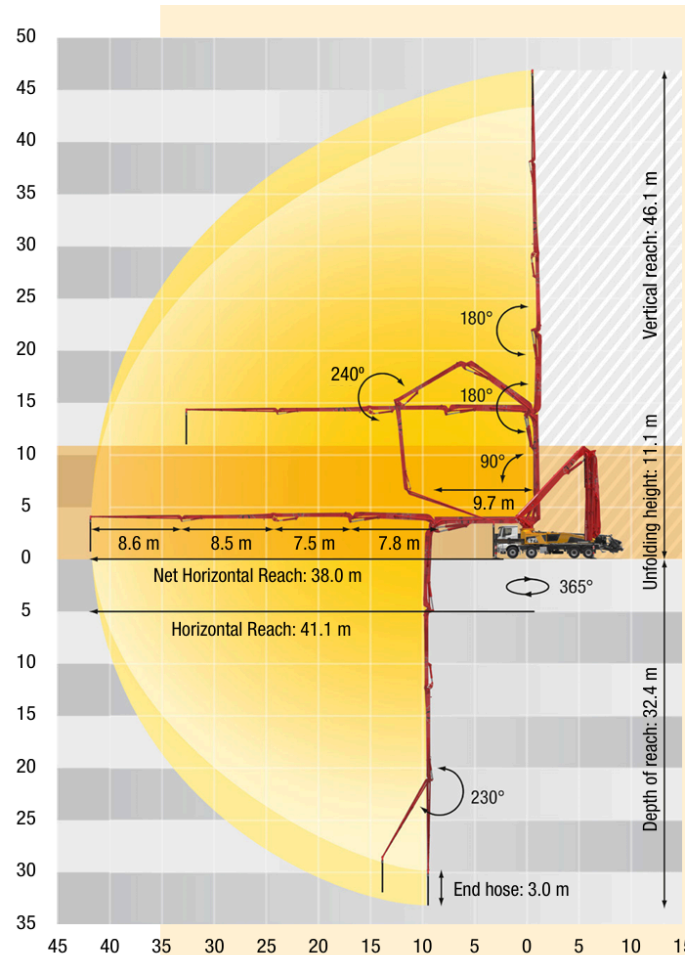
REAR OUTRIGGER SPREAD: 29' 4"

VEHICLE LENGTH: 42' 4"

VEHICLE WEIGHT: 70,120 LBS

REACH DEPTH: 106' 4"

UNFOLDING HEIGHT: 36' 5"



P. (614) 800-4088

WWW.INFERNOCONCRETEPUMPING.COM

