



WEDDING
welcome guide

FRANCINE CASTRO
fine art photography
= WWW.FRANCINECASTRO.COM



hey there

I photograph people in love. It is actually that simple. It is also where my agenda starts and ends. Nothing more, nothing less. I adore photography and I am so blessed to do this as my full-time job, it is actually unreal!

As your photographer, my hope is that we come out of our experience together as new friends! I aim to tell your story by documenting those grand moments, along with the more quiet and intimate pieces of your life. I want to capture you as your true self — all the epic stories, laughs, and special memories that you will fondly look back upon.

My goal as your intimate wedding and elopement photographer is to focus on capturing your story while making sure that your day reflects the authenticity of you as a couple. I am fully here for you. Please don't hesitate to contact me, I would love to hear from you!

xoxo, Francine

WHAT TO EXPECT

my style

In essence, I don't dictate or direct but instead observe to discreetly cover events as they happen. I photograph your day as it naturally unfolds, capturing real moments and creating a timeless record of your day.

Connecting with the wedding and the people involved on a personal level is hugely important in creating important images that will be part of your family legacy.



Before You Book

The first step is to fill out my contact form.

I will then send you my price collections and will tell you if

I'm available on your wedding date. if everything is great for us both, we'll then setup a time to chat or even go for a coffee somewhere. after that I'll send you a proposal with my contract to be sign and get your date secure with me :)



WEDDING *photography*

LEARN HOW TO START YOUR DAY
RIGHT. WE GIVE YOU TIPS BELOW!

The most important wedding photos are the ones that help the couple remember the important moments and people from their wedding day. Instead of trying to nail everything on a huge shot list, focus on what's important when it comes to your wedding and when it comes to your particular needs as a couple.

Getting into marriage is a great milestone in a person's life. These are special moments and you want to preserve these memories in your life. Wedding photographers are the ones who can help make your memories last forever.

Our relationship affects your photos. Not only will you remember the person who made your photos as you look at them, but you're letting us into a really intimate time of your lives, and that's some vulnerable space! If we truly click, like you would honestly go out for a beverage with me, your photos are going to show that.

You'll feel more comfortable, and we'll be able to collaborate together to make authentic goodness. Your guests will feel it, too. If your wedding photographer feels like part of the inner circle, your loved ones will trust me, too. And that means honest, authentic photos of your day.

You know how the BEST photos happen? It's when a couple says, "We totally trust you! We are up for anything!" When you choose an experienced wedding photographer whose style you love and you trust them to make it happen, your photographs will be exactly what you want. Period.





There is a reason why weddings are commonly referred to as the most exciting and wonderful day of our lives. After all, it is an event that celebrates the union of two people in a lifelong commitment to each other.

It is a day that brings family and friends together to support and celebrate the couple. It is also a day of joy and anticipation of the future, and a reminder of the importance of love.

The anticipation of getting ready for your big day. The heart-racing joy of walking down the aisle. The emotional exhilaration of saying "I do" - it's an unforgettable experience that will stay with you for a lifetime.

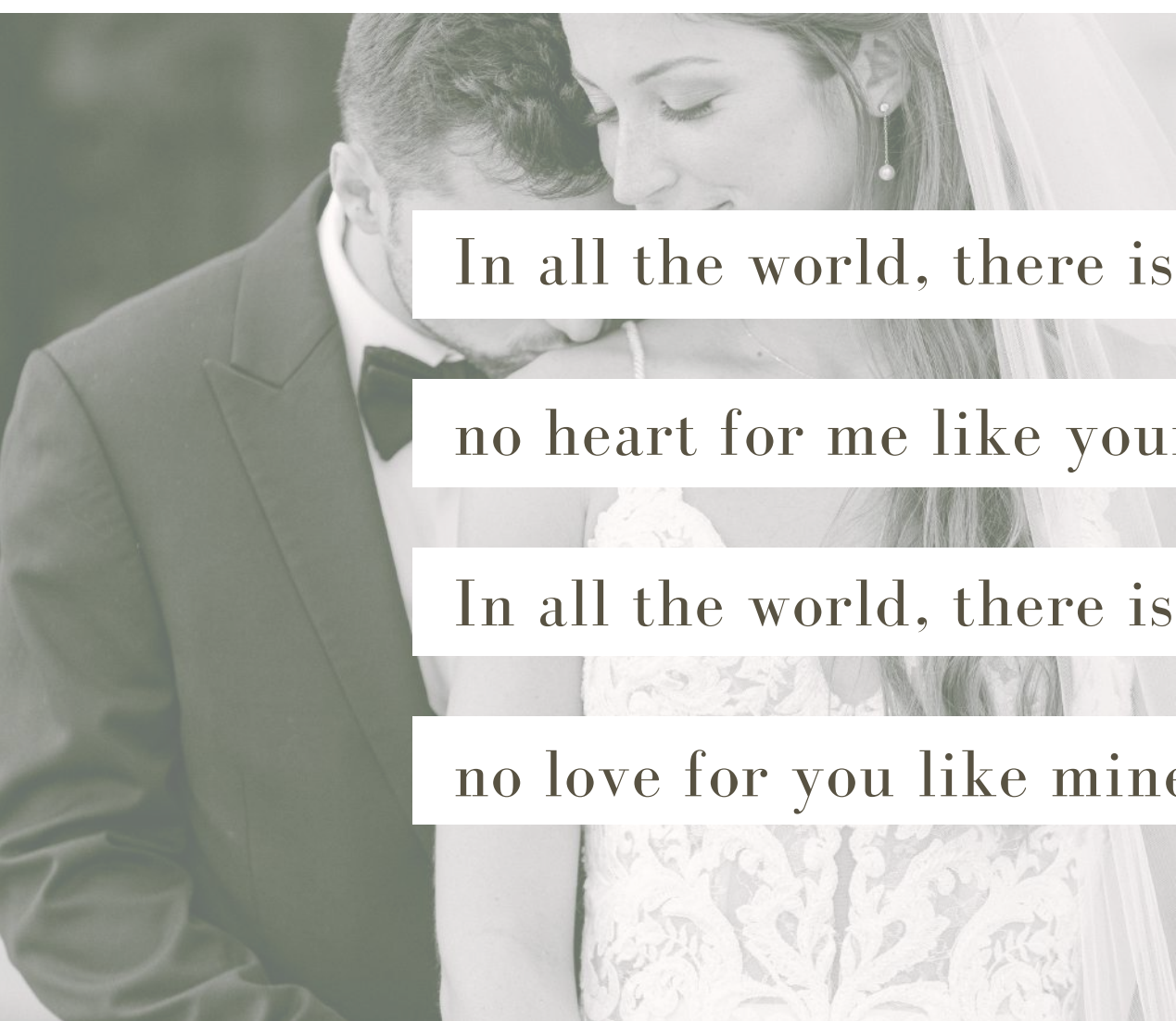
There's so much to love about weddings - and our goal is to make sure you love every minute of it, including your photography. Capturing these precious moments and preserving them for a lifetime is at the heart of what we do.

Depending on your requirements and hopes for your day, we offer a range of packages that can be tailored to your wedding day. Let me know what you have in mind, and we can chat about making it happen!

Before the big day, you'll meet with me to discuss what you like, and what is most important to you.

I would love to hear from you and I would be honoured to tell your unique wedding story.






In all the world, there is
no heart for me like yours.

In all the world, there is
no love for you like mine."

WWW.FRANCINECASTRO.COM



PHOTOGRAPHY TRENDS



Candid Moments

The days of the overly posed wedding photo may be behind us. I have noted that those in-between images from the day, where natural joy and emotion shine through, are many of my clients favorites. I'm thrilled to see clients letting go of overly staged Pinterest moments and embracing candid, imperfect, authentic imagery that really captures the spirit of their day.

Film Photography and Video

While digital photography remains a staple for most wedding photographers, they share that requests for film have been on the rise. This trend is translating over to wedding videography, as well. Grainy cinematography and even Super 8 mm film will be seen at more weddings ahead. The unfiltered storytelling reminds me why I fell in love with producing weddings. It's raw.



Drone Shots

Couples looking to get a broader look at their wedding design might be intrigued by the trend to use of drones to capture photos of their nuptials. From overhead shots of their reception décor to pulled back views of the ceremony from above, this method definitely can bring more gravitas to an image. It's one trend will grow in 2023. It gives such a grand and different perspective of an event or moment.



Elevated Photo Sets

More couples are looking to elevate the experience with beautiful drapery and décor to enhance and elevate the experience. I expect to see more "interactive 'set' photo booths that guests can enjoy and get more editorial style photos in the coming year.



WEDDING TIPS *photography*

I know exactly what you are looking for from your wedding day. An incredible celebration, that is memorable and of course, stress-free. But also amazing wedding photos that will last the test of time and allow you to relive said incredible memories.

Is it possible to have a fusion of amazing photography and a relaxed, fun day without feeling like you are in a photo shoot as a bride or groom? You bet it is.



*If I get
married, I
want to be very
married.*



TRY TO STICK TO YOUR ORIGINAL TIMELINE

Francine likes to create a timeline only for photography. This is included with every single wedding. It's a good idea to allow a little extra time between transitions or location changes from the ceremony to the reception on the chance that things are running behind schedule.

on the timeline Francine will create, it will have everything detailed like: details, couple's portraits, wedding party, formal family list and any other specific requests.

CREATE A LIST OF FAMILY MEMBERS

Make sure that you add a list of family members names to your photographers at least a week before your wedding. The list should at least have first names of all people wanted in the portraits.

Let all close family members know that you want them to stay at the ceremony site for family portraits. Sometimes family members (yes, even close ones like grandparents) forget or don't realize they need to stay for the family portraits. It takes time to gather lost family members and is much easier when they all know prior to the wedding day.

GATHER ITEMS FOR DETAIL SHOTS

The rings, bouquets, wedding invitations, jewelry, boutonnieres, shoes, and cufflinks are all gorgeous details that shouldn't be forgotten! It's helpful for your wedding photographer to rely on a wedding party member or other helper to organize these items, so make sure to keep them close!

Don't limit yourself to this list, though! If you have any items that are meaningful to your relationship (such as love letters, keepsakes/tokens, souvenirs, etc..) those make wonderful additions to your detail photos. You can also think outside the box!



CREATE A SHOT LIST WITH YOUR PHOTOGRAPHER

You've hired your dream photographer, and it is definitely within their expertise to make sure every moment of the day is captured. That being said, it is a great idea to put together a shot list with your photographer so that you make sure that the two of you are able to check off the essentials.

From the little details, to the venue setup, to couple portraits — these are all examples of photos that will tell the story of your day from start to finish. Let your photographer guide you in creating a shot list together before your wedding day.

ALLOW YOUR PHOTOGRAPHER TO GUIDE YOU

Allow your wedding photographer to gently guide you towards natural light and direction that will make you look and feel your best. I'm always open to creative suggestions from my couples, but I also might suggest otherwise if I see that perhaps the shadows from a nearby tree might not be your best compliment in a particular location.

Not feeling comfortable in front of a camera yet? Schedule an engagement session with your wedding photographer before the big day to get used to moving and posing with your partner.

ENJOY THE NIGHT AND HAVE SOME FUN!

Breathe, relax, and stay focused on each other. Do what is right for YOU TWO. Customize your wedding to your love story and what you two want. Sit back and admire all of the hard work that you (and your loving family/friends) have put into your day. Soak it all in. The best is yet to come!





THE FIRST *moment*

I absolutely love this modern twist on the traditional wedding that gives you and your fiancé the opportunity to see each other for the first time in a more intimate setting. You could choose a more scenic location, or just have a first talk or handhold around the corner/behind a door so you don't see each other.



A first look doesn't have to happen right before you walk down the aisle, many couples choose to do a first look a few hours before the ceremony. Seeing each other earlier in the day opens up the possibility of getting some group/family/wedding party photos out the way prior to the ceremony, which means that you don't have to spend as much time away from your guests and your party later on in the day.



ENGAGEMENT

Session advice


WEAR SOMETHING COMFORTABLE

This is by far one of the most important tips we can give you. Choosing outfits that make you feel like a million bucks is key. If you purchase something new, take it out for a test run. You also want to think about how it'll photograph during your session.

My biggest advice is comfort over everything. If you never wear a suit but are considering it for your engagements because it's what you have seen, just skip it and wear that band tee that you love. These photos are representative of your own personalities, and you should feel like yourselves and dress like yourselves, too.


Wearing outfits that compliment each other will help make your photos look cohesive.

ENGAGEMENT SESSION



TAKE YOUR ENGAGEMENT PHOTOS IN A PLACE THAT YOU LOVE

We encourage couples to go to places they love. This could be the place where you first met, a cafe or brewery, or perhaps in your own home. Your story is unique, and your photos should reflect that. This is the perfect opportunity to visit a place or two that might be hard to visit on your wedding day. Maybe there is a hiking trail or park in your area you'd like to have your photos taken by. This is the perfect opportunity to capture memories there.



SCHEDULE THE SESSION AROUND THE SUN

You may be familiar with the term “golden hour” aka the beautiful time of day just before the sun sets. This is when you want to shoot if you’re looking for that warm light in your photos. Planning ahead of time using your weather app to find out when sunset is ensures that you have plenty of time to shoot before the light is gone.

The early afternoon may sound like a good time for photos schedule-wise, but keep in mind that the light is much harsher at this time because the sun is directly overhead. Early morning light can also be magical, so if you’re a morning person, consider getting to your first location just as the sun starts to rise.

WEDDING

Timeline example

Remember, every wedding is different —
these are just suggestions

10:30 A.M. - PHOTOGRAPHER ARRIVES

11 P.M. – 12 P.M. – DETAILS SHOTS

- INVITATION AND PROGRAM
- WEDDING RINGS
- WEDDING DRESS (HANGING AND CLOSEUPS)
- BRIDESMAID DRESSES
- FLOWERS (E.G. BOUQUETS, BOUTONNIERES, CORSAGES, FLOWER GIRL BASKET, ETC.)
- VENUE PHOTOS (INTERIOR AND EXTERIOR, WIDE AND DETAILS)
- GROOM DETAILS : SHOES, TIE, CUFFLINKS, PERFUME BOTTLE

12 P.M. – 1 2:45 P.M. – BRIDE GETTING READY

- BRIDE AND BRIDAL PARTY GETTING HAIR AND MAKEUP DONE
- BRIDE GETTING DRESSED WITH ASSISTANCE
- GROOM AND GROOMSMEN GETTING READY
- GROOM'S MOTHER ATTACHING BOUTONNIERE

1 P.M. - 2:00 P.M. – FIRST LOOK

- WEDDING PARTY REACTIONS AND INTERACTIONS
- BRIDE PORTRAITS (INCLUDING BACK OF WEDDING DRESS)
- FIRST LOOK BETWEEN COUPLE

2:15 P.M. - 2:45 P.M. – WEDDING PARTY

- WHOLE GROUP
- ONE SIDE OF WEDDING PARTY WITH COUPLE
- BRIDE/GROOM WITH THEIR SIDE OF WEDDING PARTY
- BRIDE/GROOM WITH PARTNER'S SIDE OF WEDDING PARTY
- OTHER SIDE OF WEDDING PARTY WITH COUPLE
- PARTNER WITH BRIDE/GROOM'S SIDE OF WEDDING PARTY
- PARTNER WITH THEIR SIDE OF WEDDING PARTY



4:30 P.M. - 5:00 P.M. – CEREMONY

- GUESTS ARRIVING AND SEATED
- WIDE VIEW OF GUESTS FROM THE ALTAR
- GROOM AND GROOMSMAN ARRIVING AND WAITING
- PARENTS AND FAMILY ARRIVING AND SEATED
- BRIDAL PARTY ENTRANCE
- RING BEARERS AND FLOWER GIRLS
- BRIDE WALKING DOWN THE AISLE AND GROOM'S REACTION
- BRIDE BEING GIVEN AWAY
- OFFICIANT PERFORMING THE CEREMONY
- EXCHANGING OF VOWS
- EXCHANGING OF RINGS
- FIRST KISS
- WEDDING PARTY, FAMILY, AND GUEST REACTIONS
- INTRODUCTION OF THE NEWLY MARRIED COUPLE
- RECESSIONAL
- PETAL/CONFETTI/RICE TOSS
- SIGNING THE MARRIAGE LICENSE WITH THE OFFICIANT

5:10 P.M. - 6:15 P.M. – COCKTAIL HOUR

- COUPLE WITH BRIDE/GROOM'S PARENTS
- COUPLE WITH BRIDE/GROOM'S PARENTS AND SIBLINGS
- COUPLE WITH BRIDE/GROOM'S PARENTS, SIBLINGS AND GRANDPARENTS
- BRIDE/GROOM WITH PARENTS
- BRIDE/GROOM WITH EACH PARENT INDIVIDUALLY
- COUPLE WITH BOTH SETS OF PARENTS
- COUPLE WITH PARTNER'S PARENTS
- COUPLE WITH PARTNER'S PARENTS AND SIBLINGS
- COUPLE WITH PARTNERS PARENTS, SIBLINGS, AND GRANDPARENTS
- PARTNER WITH PARENTS
- PARTNER WITH EACH PARENT INDIVIDUALLY

6:30 P.M. - WEDDING RECEPTION

- COUPLE'S GRAND ENTRANCE
- BRIDAL PARTY ENTRANCE
- FIRST DANCE
- GUEST TABLE PHOTOS
- GUEST ON THE DANCE FLOOR
- PARENT DANCES
- TOASTS AND SPEECHES
- NEWLYWEDS AT THE BRIDAL TABLE
- NEWLYWEDS VISITING GUEST TABLES
- CANDID PHOTOS OF THE GUESTS
- FATHER/DAUGHTER AND MOTHER/SON DANCES
- DANCING ON THE DANCE FLOOR
- THE DJ, MUSICIAN, OR BAND PERFORMING
- BOUQUET/GARTER TOSS
- CAKE CUTTING
- LAST DANCE
- SEND-OFF

"FRANCINE CAPTURED
OUR BIG DAY THROUGH
SMALL DETAILS,
AMAZING MOOD
SETTINGS AND
INTIMATE MOMENTS.
THE IMAGERY
REFLECTS THE
DYNAMICS OF THE
VENUE AND PEOPLE."

Ashley Smith



KIND WORDS



"Francine was extremely friendly and cooperative. You were just awesome and made our day even more special. We felt so comfortable with you and can't express how grateful we are. Your professionalism and hard work shines through every frame and picture."

Sarah & Chloe

A big heartfelt thanks to you for all these amazing captures in time! These will be cherished forever. Thank you sooo much for all your hard work, they are absolutely wonderful.

Mark and Anita

I can't say how happy we are that we had you as our wedding photographer - you were just absolutely amazing and the photos show that! All of our guests commented how good you were and how you just knew when and how to take the perfect picture! I will be recommending you to anyone that is looking for a wedding photographer!!

Those sneak peek photos are so nice - thank you so much!

Ash & Sam

"Francine Castro Photography is exactly what we were looking for. She was *kind, professional, and easy to work with*. We had an amazing wedding!"

Matt & Niki





Do you bring a second photographer?

YES, ABSOLUTELY YES. I work with my husband and all of my collections it include 2 photographers, I dont believe in a wedding day, only one photographer can capture the whole day. What I like the most with 2 photographers, is that you can capture the same moment with 2 different angles, and it tells the store of the day beautifully

How will we receive our photos?

Once your photos are ready, you will receive a link to a online gallery that has all of the finished photos from your wedding day for you to view and download, and share with friends and family, no logos or watermarks :)



Are you willing to travel?

Definitely! Travel fees are applied if I'm going over 50 miles, which is charged both ways. Destinations that exceed two hours driving time each way may require overnight accommodations. Please inquire.

How Do I Book A Date?

We can only reserve a date after receiving the 50% of total collection with a contract signed.





CONTACT

contact@francinecastro.com

www.francinecastro.com

407 929 7956