

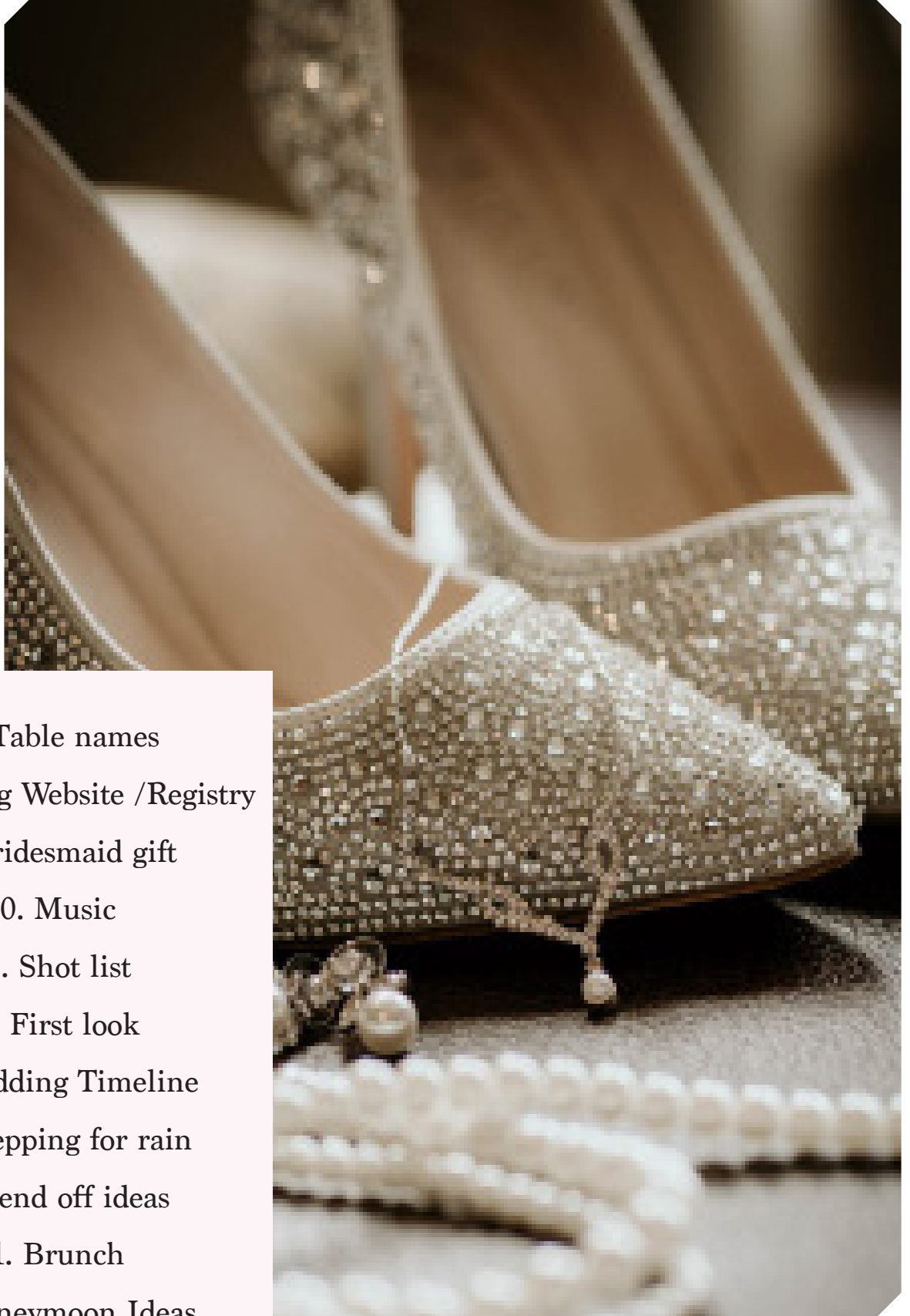
**it's
your
time
now,
darling**



CONTENTS

- 4. note from the owner
- 7. Kind Words
- 9. engagement session
- 10. tips for a stress free wedding planning
- 12. wedding budget
- 14. wedding timeline
- 15. personality quiz
- 16. Choosing a coordinator
- 17. food ideas
- 19. elopement
- 20. Who's Invited to what

CONTENTS



- 22. Table names
- 25. Wedding Website /Registry
- 27. Bridesmaid gift
- 30. Music
- 32. Shot list
- 35. First look
- 36. Wedding Timeline
- 38. Prepping for rain
- 40. Send off ideas
- 41. Brunch
- 45. Honeymoon Ideas

**If your
a
bird
I'm
a bird.**

- Nicholas Sparks

Solo & See

PHOTOGRAPHY



Hello friend! To be completely honest I'm pretty stoked at the opportunity to be working together and capture one of the best days of your life. And, I don't take the honor lightly. I believe that photography is one of the most important parts of your big day. And it really is an investment.

When everything is over, the cake has been cut, the honeymoon is over, aside from massive amounts of love for each other the only thing you have left is the photographs from your day.

My goal when I get behind the camera is to capture photos that transport you right back to the day that your adventure started. Oh, doesn't that seem absolutely beautiful.

**Let's grab a drink at the Juice Joint and sit and talk about you and your person. I love a good love story!!*

T i f f a n y P a t t e r s o n
Owner and lead photographer

Wanna know more about me?

Name: Tiffany Patterson
Favorite TV Shows: The Challenge & Insecure
Could Watch This Everyday: Fixer Upper
Obsessed With: Inspirational Quotes
Favorite Food: Sushi
Secret Talent: Last minute bridal bouquets
Vacation of Choice: Greece, getting married in 2020
Guilty Pleasure: Cookie Butter and The Bachelor
Fav. Weekend Activity: Beaching or Tubing
Favorite Artist(s): Citizen Cope, Trevor Hall and Hayes Carll
Sweet or Salty: Sweet
Sure to drop a check on: Anything Holistic or Healthy
Two Items on my bucket list: Travel atleast once a year, learn to fly a Helicopter
Show That Makes Me Cry: This Is Us - I love a good cry.
#1 Turn Up Song: Weak by Wet
Favorite Time of Day: Night Owl, I get my best work done when the kiddos are asleep
Favorite Starbucks Drink: Marble Mocha Frappuccino
Go-To Drink Order: Rum and Coke, Blue Moon or Lemondrop Martini



KIND WORDS FROM FRIENDS

*You are our favorite photographer. We refer you to our friends
and our pictures are amazing. Everybody loves them.*

- Elise

*You have me in tears at how beautiful our wedding pictures
turned out. We had so much fun working with you. I referred
you to all the people we know who are getting married.*

-Nina

*You made that so much fun. I am so in love with my boudoir
pictures.*

-Amber

These are amazing. Your the bomb!

-Ashlyn

**“We’re going
to be the
greatest
love story
this
world has
ever seen.”**

Lanco

ENGAGEMENT SESSION

As if I wasn't over the moon excited to work with you already. I just thought about the fact that we get to work together several times leading up to and on your wedding day. You're engaged, queen, which means that the fun is just getting started. Below you have a few tips to help make your engagement session the best that it can possibly be.

1. Coordinate your colors!

Don't try to match. No one is expecting you to look like the twins from the Shinning. haha. Go with different dominant colors. So, just to give you an example. Let's say you have this amazing navy dress that you have been absolutely dying to wear, why not put him in khaki and grey? Mustards, brick, tans and creams, blues, deep reds and non bright pinks all photograph well.

2. Have fun with the outfit!

I know there are a ton of ladies who buy those "I may get invited to a ball" gowns or "it's so shiny I just have to have it" dresses. Well guess what, sweet pea?! This is your chance to pull that tulle skirt out and have a ball in it. This is your day. Have fun with your outfit. Dress it up. Make it your own. Show some personality. These will be the photos that get everyone's attention. Might as



Other things to think about:

- Treat yourself - get the manicure
- Get your ring cleaned
- Have a light, but filling, meal before your session
- Avoid foods that are high in salt and fat for at least three days before your session.
- Drink lots of water
- Moisturize your skin
- The night before is not the night to exfoliate your skin.
- Don't think of it as a photo shoot, think of it as a date. It will ease some of your anxiety.
- PDA makes for AMAZING photos
- Remember to HAVE FUN!

3. Pay for the professional.

I'm going to come straight out and say it: Your engagement photos kind of set the tone for the rest of your wedding experience, so go ahead and treat yourself and get your hair and makeup professionally done. It will yield the results that you want, EVERY SINGLE TIME. I promise you. Pro Tip? Use this as your trial run for your hair and makeup artist.

4. There is nothing wrong with a statement piece!

Yes, I am talking about that Bumble Bee pin that you love or that boho hat that you have been dying to wear. If it means a lot to you then it means a lot to me and I want to see it get in where it fits in.

5. AVOID DISTRACTIONS

I don't know if there is a "nice" way to say this. If it looks like it takes the eyes away from you, bulky stripes, logos, busy patterns. Thennnnn, we totally don't need it. I promise you, the closet is the best place for it.

TIPS FOR AN EASY WEDDING PLANNING

No one told me you were a professional at running marathons! I seriously can't believe it. Well, planning a wedding is a lot like running a marathon. Or so I've been told. Personally I've never ran a full marathon so I wouldn't know. Well, girl, I am practically your bestie in this thing so I look at this way.. It's my job to make your life as easy as possible right now. So here are several tips & tidbits to make sure that you keep your head on straight through the process.

1. Utilize a wedding timeline.

This is not one of those fly by the seat of your pants type of events. Make an outline of what's going to happen when and stick to it.

2. Figure Out Top Priorities

Figure out what needs to be done when, so you're not running around trying to do things like get a marriage license the day of your wedding.

3. Delegate

If someone else is fully capable of doing it and you trust them completely . . . Well . . . loosen the reins just a tad and let them handle it.

4. Prep your emergency bag

Your wedding is going to be an extremely long day. You may need to pack a few supplies to help you get through it all. I'm talking about, stain remover, a small miniature sewing kit, double sided tape, safety pins, bobby pins and different select items to touch up your makeup later in the evening.

5. Prepare Tip Envelopes

It is not uncommon to tip the vendors at your wedding. My personal suggestion? Prep the tip envelopes and give them to someone you trust, so that they can make sure that your vendors get them on the day of the event. Make sure the envelopes are clearly labeled.

6. Think about vendor meals.

Another thing that people forget all about. When you are planning your number of people who are going to be eating make sure to include a few for the vendors.

7. Get a photo wrangler

This is going to be someone who knows everyone's face. I can promise I'm not going to know your distant cousin who came to the wedding from the big city, but your wrangler should.

USING THE WISDOM OF OTHERS

Sometimes the easiest thing to do to make sure you get everything that you want on your wedding day is to ask someone else. Below you have a list of questions to ask a few of your recently wed friends.

1. Favorite memory from your wedding?
2. Number one piece of advice for planning?
3. One thing we have to do on our wedding day?
4. Thing you worried most about that didn't matter on the day?
5. What part do you wish you spent more time planning?
6. What do you wish you spent more money on?
7. What do you wish you spent less money on?
8. Logistics you wish you'd thought about?



THE PERFECT WEDDING BUDGET

Sometimes the easiest way to see things is written out or to have examples to go by. This will vary depending on the type of wedding you are planning.



ATTIRE - 7-10%

Things that this could include:

- Wedding dress
- Wedding dress alterations
- Speciality undergarments
 - Veil
- Wedding shoes
- Bridal jewelry/ accessories
- Groom's tux & shoes
- Reception outfit - if you're changing
- Post wedding brunch outfit
- Rehearsal dinner outfit
- Bachelor/bachelorette outfit
 - Bridal shower outfit
- Engagment photos outfit
- Engagment party outfit

BEAUTY - 2%

Things that this could include:

- Pre-wedding cuts
 - Waxing
 - Facials
 - Mani & Pedi
- Lash extentions - if desired
- Hair trial appointment
- Day-of wedding hairstyle
- Makeup trial appointment
- Day-of wedding makeup

CAKE - 2%

Things that this could include:

- Cake
- Cake display
- Sheet cake for extra servings

- Cake topper

- Cake stand

- Delivery fee

- Additional dessert

- Preservation kit for one-year anniversary

CEREMONY - 2%

Things that this could include:

- Ceremony site
- Officiant fee
- Marriage license
- Ceremony accesories

FAVORS & GIFTS - 2%

- Wedding favors
- Wedding party gifts

THE PERFECT WEDDING BUDGET

CONTINUED

DRINKS - 8%

Things that this could include:

- Cocktail hour drinks
 - Champagne toast
 - Reception drinks
 - Open bar
 - Beer and wine
- Speciality cocktails
- Bartender service
 - Mixers
- Non-alcoholic beverages
- Glassware - if it isn't included in your packages
 - Bar signage
- Bartender gratuity

FLOWERS & DECOR - 8%

Things that this could include:

- Bouquets
- Boutonnieres
- Corsages for mothers & grandmothers
- Flowers for flower girl
- Ceremony arrangements
- Specialty decor rentals
 - Delivery fees

FOOD - 18%

Things that this could include:

- Tasting appointment
- Rehearsal dinner
- Hors D'oeuvres
- Plated, buffet, or family style meal
 - Food stations
 - Service staff
- catering equipment
- Catering rentals
- Vendor meals
- Service charge
- Setup and cleanup fee

INVITES & PAPER - 2%

Things that this could include:

- Save the dates
- Wedding invitations

- Post wedding brunch invitations
 - Envelopes
 - Postage
- Return address labels
- Wedding ceremony programs
 - Place cards
 - Menu cards
 - Favor labels
 - Thank you cards

MUSIC - 8%

Things that this could include:

- Ceremony musicians
- Cocktail hour music
 - Reception DJ
 - Live band
- Microphone (mostly for toasts)
 - Sound system

PHOTOGRAPHY &/OR VIDEO - 10-15%

Things that this could include:

- Engagement session
- Rehearsal dinner coverage
- Wedding day coverage
 - Same day edit
 - Raw footage
 - Highlight reel
 - Feature film

RECEPTION VENUE - 18%

Things that this could include:

- Room rental fee
- Venue deposit
- Ceremony fee - if held in a different location
- Dance floor rental - if not included
 - Tax and service fee
- Security - if required by venue

TRANSPORTATION - 2%

WEDDING PLANNER - 3%*

This is on the low end, sometimes it is closer to 10 - 15% of the budget

WEDDING RINGS - 2%

Bands, resizing fees, insurance, potentially engraving

EMERGENCY FUND - 4%

More than likely you will run into some expected fee.



THE COMPLETE WEDDING PLANNING TIMELINE

A timeline fit for a queen, just like you. We're going to make sure all the T's are crossed and all of your I's are dotted. I got your back, girl!

WHEN YOU GET ENGAGED:

- Decide on your budget
- Start gathering names and addresses of guests
- Narrow your potential date down to two or three days
 - Start looking for a venue
 - Create a wedding website

12 MONTHS BEFORE:

- Begin shopping for wedding dresses
 - Choose your bridal party
- Finalize date with venue & vendors already selected
- Book a block of hotel rooms for out of town guests

11 MONTHS BEFORE:

- Begin planning ceremony and reception
- Make an appointment with a florist to discuss details - including bouquets, centerpieces and all that jazz
 - Book a caterer

10 MONTHS BEFORE:

- Finalize guest list
- Set up gift registry if you haven't already
- Begin search for the wedding officiant
- Start planning wedding and reception music

9 MONTHS BEFORE:

- Purchase your dress
- Potentially start the alteration process

8 MONTHS BEFORE:

- Purchase hair accessories
- Order any jewelry that will be worn
- Plan, and potentially book your honeymoon (if you're going out of the country)

6 MONTHS BEFORE:

- Proof, print or order your wedding invitations
 - Test hair and makeup time

5 MONTHS BEFORE:

- Make rental arrangements

4 MONTHS BEFORE:

- Choose groom's attire
- Purchase any remaining bridal accessories
- Plan, and potentially book your honeymoon (If you haven't already)
 - Send out save the date cards

3 MONTHS BEFORE:

- Book wedding night accommodations

2 MONTHS BEFORE:

- Address, stamp & send your wedding invitations
 - Finalize the menu

6 WEEKS BEFORE:

- Purchase your wedding bands
- Confirm needed numbers with florist

4 WEEKS BEFORE:

- Finish any DIY project that you were working on

2 WEEKS BEFORE:

- Get your marriage license
- Creating the wedding day schedule and pass it to the important participants
- Give final head count to caterer
 - Finalize seating charts
- Confirm vendors' arrival time

WHAT ARE YOUR WEDDING PLANNING PERSONALITIES?

Who you are and how you go about planning things will more than likely translate right into your wedding planning. No biggie. It's just nice to be aware of who is more capable of handling what so it's a team effort.



ME | HIM

Wants to plan the wedding with our guests in mind

ME | HIM

Wants to plan the wedding with our wants and need at the top of the priority list.

ME | HIM

Wants to eliminate as many unnecessary to-dos as possible

ME | HIM

Likes to make list and will often use them to stay on task

ME | HIM

Likes the idea of planning bits and pieces each day

ME | HIM

Type A all the way, and great at planning

ME | HIM

More laid back, in general

ME | HIM

Not a planner, in the slightest, and is extremely disorganized

ME | HIM

Absolutely obsessed with planning things online, we are talking google docs, pinterest, the whole nine

ME | HIM

Likes planning the "old fashioned" way. Magazines, vision board. Real photos and tear outs.

ME | HIM

Wants to have a clear schedule of when things should get done and who is doing them

YOUR IDEAL WEDDING PLANNER &/OR COORDINATOR



Girl, there is nothing wrong with realizing that is a whole lot. And there is nothing wrong with realizing that you need some help. I get all of that.

If you want to bring in a wedding planner, no one is going to judge you.

I have a quick list of personality traits you and your significant other may be looking for in the person who will be planning and piecing your big day together.



- Passionate about what they do
 - Able to work within budget
 - Good at problem solving
- Patient and happy to explain various things
- Goes with the flow and is laid back
- Super, like freakishly, organized
- Brings up considerations that you guys have probably never thought about
- Encourages your vision without side comments
- Gives you both honest feedback about various ideas and plans for the days to come
- Offers up tons of suggestions upfront
 - Talkative & Enthusiastic
 - Open about what is going on

WEDDING FOOD IDEAS

I remember a time when the only thing you were guaranteed to be served at wedding on the food front was practically chicken. Now there are a ton of options. Quite literally tons. Don't believe me? Here are a few of them.

FAJITA + TACO BAR

Whew, do you really want your guest to Taco bout your party or not? Not only are fajitas and tacos super cost effective, but your guest have the option of building their plate just the way they like it.

FILET MIGNON WITH GREEN BEANS

Ok, this sounds like super fancy. If you have a super upscale wedding I could totally see your guest being treated like royalty with Filet Mignon.

FRIED CHICKEN, MAC & CHEESE & BISCUITS

Yes, it's basically a southerner's dream. Although it is chicken it isn't the standard baked chicken that I know your mind went to when I mentioned wedding chicken earlier.

CHICKEN & WAFFLES

Sweet and savory. Your guest would die of happiness. I just know it.

WOOD-FIRED PIZZA

Ok, I'm just going to say it. I am happy with anything involving pizza so not only does this sound like a great idea, it sounds delicious.

AMERICAN BARBECUE

Imagine it is the Fourth of July, but at your wedding. Bring out the grill and all of the food that comes along with it.

BUTTERNUT SQUASH, FRESH FRUIT AND STEAK

This is kind of perfect regardless of the type of wedding. It's a nice alternative to the baked chicken.

PRETZEL BAR

You know what is better than a pretzel bar? Not a thing. I don't believe anything is better than fresh pretzels.

SUSHI STATION

There are people out there in the world that this is perfect for. No judgment here.

FRENCH FRY STATION

I know I'm not the only person who would be ridiculously excited if I saw a station full of French fries.

BUILD YOUR OWN BURGER BAR

Combine this one with the french fry station and you're in business.

PASTA & SALAD

A great way to give your guest a sit down experience while also saving your pockets.

LOBSTER & MASHED POTATOES

Fancy is an understatement here. People would never want to go home.

BREAKFAST BUFFET

Personally, I believe that breakfast is good at all times of day. Some would argue and say that this should only be served at morning weddings

**HAPPINESS
LOOKS
GORGEOUS
ON YOU!**

TOTAL ELOPEMENT PLANNING

CEREMONY DECOR & VENUE

The entire world seems to be at your disposal here. Not only can you travel practically anywhere, but you can do pretty much anything you wish in most spaces. You can take arches with you, add over the top floral arrangements, rugs, chairs and so much more. Wherever you decide to go it only takes a few added touches to make the space your own.

OFFICIANT, WITNESSES & FAMILY

Guess what, beautiful. Just because you decided to elope doesn't mean you have to go it alone. You could still invite family and a few guests (hey, it just might save your life!). For most people an elopement falls in a sub category of small intimate wedding.

Make sure you have all of your ducks in a row here. You want to have an officiant wherever you will be eloping. You could contact individuals in the location you're headed to or you could always bring someone who means a lot to you along for the ride. I'm sure they would be honored.

RECEPTION


If you decide that eloping is right for you, you can still totally have one of those big over the top receptions with the fancy glasses and fine china. It's completely up to you how you want to celebrate your marriage with your friends and family. Some individuals will host a dinner/ party in their home, or at a local establishment to bring everyone together.

TRAVEL & EXTRAS

If you're going to be travelling to distant lands, you need to keep in mind travel expenses, lodging, car rentals, etc. But I know you got this. You're a smart lady!

THE PERFECT ELOPEMENT CHECKLIST

- What's your budget?
- What date would you like to be married?
 - Where do you want to elope to?
 - Will you be inviting any guest?
 - Will you need to hire more vendors?
- Do you need an appointment in order to pick up your marriage license?
 - Do you need witnesses?
- Do you need to book any overnight accommodations?
- What should your hair & makeup look like?
- What style dress are you obsessing over?
- How are you going to celebrate your new relationship status?



WHO'S INVITED TO WHAT

The Chart

A BREAKDOWN OF THE VARIOUS WEDDING EVENTS & A GUIDE,
JUST IN CASE YOU'RE LOST, ON WHO TO INVITE

THE BRIDAL SHOWER



BRIDAL PARTY



FAMILY



FRIENDS

THE BACHELORETTE PARTY



BRIDAL PARTY



CLOSE FAMILY
MEMBERS



FRIENDS

THE REHEARSAL DINNER



WEDDING
PARTY



FAMILY



OUT OF TOWN
GUESTS

**P.S.
DON'T
FORGET
TO HAVE
A GOOD
TIME.**

CHOOSING TABLE NAMES

Really quick I want to give you a few ideas for your table names at your reception so your guests can find their seats and you can add a ton of personality to the special day. As always, take what you like.



1. Standard table numbers
2. Cities you've traveled to
3. Favorite TV Shows
4. Favorite movies
5. Favorite literary figures
6. Superheroes
7. Words for "love" in other languages
8. Colors
9. Favorite bands
10. Famous couples
11. Animals
12. Significant years in your lives

**GIRL,
BE HAPPY,
WITH YOUR
BEAUTIFUL
SELF.**

THE WEDDING WEBSITE

Not only is a website for your wedding pretty ecofriendly and a super easy way to share information with guests pretty much all around the world, but it's just a smart idea. This is the 21st century after all.



Here is practically everything that you need to include on your site.

THE BASICS:

- Names
- Date
- Times
- Locations
- Countdown

TRAVEL:

- Airport Information
- Where to Stay
- How to Get Around
- What to Do in Town

YOU STORY:

- How You Met
- When You Knew
- The Proposal
- A Day in the Life

PHOTOS:

- Across the Years
- Engagement Photos
- Venue Photos

RSVP:

- Attending/ Not Attending
- Number of Guests
- Mailing Address
- Dietary Restrictions
- Meal Choice

FAQS:

- RSVP Deadline
- Plus Ones
- Are Children Allowed
- What to Wear
- Parking
- Indoor or Outdoor
- Accessibility
- Photos & Social Media Rules

REGISTRY:

- Link

SCHEDULE:

- Pre-Wedding Activities
- Day-Of Wedding
- Post Wedding Events

CONTACT:

- Phone or Email

WEDDING PARTY:

- List of Wedding Party
- Photos of Wedding Party

TOP REGISTRY ITEMS

When it comes to the wedding gift registry, there may be a ton of things you "need" and a few things you actually need. That's not for me to decide at all. But, I know that a lot of people struggle with figuring out where to start and what to put on their wedding registry so here are some ideas of the most popular items. Obviously, much like a buffet, take what you like.

A few tips regarding the registry before we hop in.

DOs:

- Set up your wedding registry as soon as possible
- Include your website link on all wedding stationary
- Give a range of options and price points
- Send hand written thank you notes

DON'Ts:

- Take your wedding registry down right after the wedding. Wait a few months for everyone who hasn't had the chance to purchase something yet.
- Use your invitation to advertise where you're registered at. Send them to your website and let the website take care of the rest!
- Ask for money straight out. Instead say something like:

* *Help us take our dream honeymoon*

* *Help us get the downpayment on our forever home*

People are more likely to fork over cash if they know exactly what it will be used for. Just keep that in mind when asking.

- Mixer
- Pots & Pans
- Measuring Cups
- Cookie Sheets
- Cooling rack
- Spatula
- Tongs
- Serving utensils
- Ice Cream scoop
- Plates
- Knife Set
- Bedding
- Towels
- Wash cloths
- Vacuum
- Throw blanket
- Cake stand
- Soap dispenser
- Shower curtains
- Rugs

BRIDESMAID-POSALS

The world gave you proposals, promposal & now the one that is sweeping the wedding scene: bridesmaid posals. I know you've seen them, but even if you haven't I have some ideas just for you.



BRIDESMAID-POSALS

CONTINUED

1. Rose Gold Can Cooler - Available On Etsy
2. Will you help me tie the knot? - Available on Etsy
3. Bridesmaid Proposal Tumbler - Available on Etsy
4. Bridal Party Starbucks Travel Coffee Mug - Available on Etsy
5. Bridesmaid Shirts - Available on Etsy
6. Personalized Bridesmaid Proposal Box - Available on Lucky Maiden

Ok, I am about to show you just how much I love some stores. Are you ready for a DIY Bridesmaid-Posal breakdown? I figured you were. Sometimes you just want to put your own touch on things, so I'm going to show you how it's done. Like a professional. *Say that really dramatically for me. lol*

BRIDESMAID-POSALS BOX DIY - **THE ONE THEY'RE SURE TO LOVE**

WHAT TO BUY & WHERE TO FIND IT:

TARGET

- "HELLO GORGEOUS" MUG
- FAUX SUCCULENT
- PINK MOSCATO

HOBBY LOBBY

- 16.5 IN. X 11.88 IN. LARGE BOX

AMAZON

- MAKEUP BAG
- IVORY CRINKLE CUT PACKING PAPER

WHITE BARN

- ANY SINGLE WICK CANDLE

PERSONALLY I WOULD SUGGEST LIMONCELLO OR MIDNIGHT BLUE CITRUS



**IT'S THE
LITTLE
THINGS
IN LIFE.**

WEDDING SONGS

Who doesn't love good music? I know that I do. Sometimes it's difficult to know what songs to add to your wedding playlist. Sometimes the DJ, or live band, has you covered and often times they want to know what songs are you dying to hear. This somewhat hefty playlist should definitely help you out.

- All of Me - John Legend
- A Thousand Years - Christina Perri
- Can't Help Falling in Love - Elvis Presley
- I Wanna Dance with Somebody - Whitney Houston
 - Marry You - Bruno Mars
 - My Girl - The Temptations
 - Uptown Funk - Bruno
- You Are the Best Thing - Ray LaMontagne
 - Make You Feel My Love - Adele
 - I'm Yours - Jason Mraz
- I Gotta Feeling - The Black Eyed Peas
 - Let's Stay Together - Al Green
 - September - Earth, Wind & Fire
 - Happy - Pharrell Williams
 - Better Together - Jack Johnson
 - Amazed - Lonestar
 - Brown Eyed Girl - Van Morrison
 - Hey Ya! - OutKast
 - Wonderfl Tonight - Eric Clapton
 - Sweet Caroline - Neil Diamond
 - Crazy in Love - Beyonce
 - Thinking Out Loud - Ed Sheeran
 - What a Wonderful World
 - Signed, Sealed, Delivered - Stevie Wonder
 - Ho Hey - The Lumineers
 - Love Shack - The B-52's
 - I Won't Give Up - Jason Mraz
 - Marry Me - Train
 - All You Need Is Love - The Beatles
 - First Day of My Life - Bright Eyes
 - From This Moment On - Shania Twain
- Shut Up and Dance - Walk The Moon
- Ain't No Mountain High Enough - Marvin Gaye
 - Your Song - Elton John
 - Cupid Shuffle - Cupid
- You Make My Dreams - Hall & Oates
 - Blurred Lines - Robin Thicke
 - The Luckiest - Ben Folds
- Can't Stop This Feeling - Justin Timberlake
 - Livin' on a Prayer - Bon Jovi
 - Twist & Shout - The Beatles
- Because You Loved Me - Celine Dion
- Single Ladies - Beyonce
- (I've Had) The Time of My Life - Bill Medley
 - Endless Love - Diana Ross
- How Deep Is Your Love - Bee Gees
- Best Part - Daniel Caesar Ft. H.E.R
 - I Could Fall In Love - Selena
- (What A) Wonderful World - Sam Cooke
- The Way You Look Tonight - Frank Sinatra
 - Speechless - Dan + Shay
- Like A Star - Corinne Bailey Rae
- Dont Change - Musiq Soulchild
- As - Marsha Ambrosius & Anthony Hamilton
- Say You Won't Let Go - James Arthur
- Forever & Ever, Amen - Randy Travis
 - Adorn - Miguel
 - At Last - Etta James
- When A Man Loves A Woman - Percy Sledge
- A Moment Like This - Kelly Clarkson
 - The Only Exception - Paramore
 - Perfect - Ed Sheeran
 - Everything - Michael Buble
 - You & Me - Lifehouse
 - At Your Best - Aaliyah
- (You Make Me Feel) Like a Natural Woman - Aretha Franklin
- Lucky - Jason Mraz & Colbie Caillat
- Slow Jam - Usher & Monica
- Thinkin' Bout You - Frank Ocean
- (Everything I Do) I Do It For You - Bryan Adams
- Until the End of time - Justin Timberlake ft. Beyonce
 - I Wanna Know - Joe
- Come Away With Me - Norah Jones
 - Angel of Mine - Monica
- Never Too Much - Luther Vandross
 - Amazed - Lonestar
- Dangerously in Love - Beyonce
- Just The Way You Are - Bruno Mars
- Glamorous - Fergie ft. Ludacris
 - Angel - Shaggy
- Shake It Off - Taylor Swift
- Raise Your Glass - Pink
- Chapel of Love - The Dixie Cups
- Dear Future Husband - Meghan Trainor
- Can't Hurry Love - Diana Ross & The Supremes
- I Want You To Want Me - Letters to Cleo
 - Your Love - Nicki Minaj
- All You Need is Love - The Beatles
 - Reign Of Love - Coldplay
 - Greatest Love Story-Lanco
- I Choose You - Sara Bareilles
 - Ave Maria - Schubert
 - Dynamite- Taio Cruz
- Good Life - Kanye West ft. T-Pain
- Club Can't Handle Me - Flo Rida ft. David Guetta
- Heroes (We Could Be) - Alesso Ft. Tove Lo
 - Beautiful Day - U2
 - Forever - Chris Brown
- We Found Love - Rihanna ft. Calvin Harris
- On Top of the World - Imagine Dragons
 - Best Day of My Life - American Authors
 - Sugar - Maroon 5
 - My Girl - The Temptations
- Isn't She Lovely - Stevie Wonder
- Here Comes the Sun - The Beatles
 - One Call Away - Charlie Puth
 - My Wish - Rascal Flatts
 - Stand By Me - Ben E King
- You've Got A Friend in Me - Randy Newman
 - A Song For Mama - Boyz 2 Men
 - My Best Friend - Tim McGraw
- From the Ground Up - Dan + Shay
 - Ring of Fire - Johnny Cash
- More Than Anyone - Gavin DeGraw
 - All My Life - KC & JoJo
 - Wobble - V.I.C
- The Twist - Chubby Checker
- Billie Jean - Micheal Jackson
- When I Fall In Love - Nat King Cole
 - I Do - Colbie Caillat
- Stay - Rihanna, Mikky Ekko
 - 1,2,3,4 - Plain White Ts
- I Will Wait - Mumford & Sons

THE FATHER - DAUGHTER DANCE

Ok, if you want to see someone turn into a puddle of tears, then let's just keep talking about the Father-Daughter dance. There are few things on earth that almost every single girl dreams of, but I'm sure this is one. Don't quote me on that as I have no research to back it up. Haha.

Seriously though, this moment is truly one of the most touching moments of the entire wedding, and I get the struggle you're facing. There are a lot of songs out there. Like, **A LOT.** and you want to make sure you pick the perfect one to dance with your father to.

Well, let me help out a bit. Here are some of the top father-daughter dance songs of all time.

25 OF THE BEST FATHER - DAUGHTER DANCE SONGS.

- "How sweet it is" - James Taylor
- "Times of your life" - Paul Anka
- "Unforgettable" - Natalie Cole & Nat King Cole
- "My Girl" - The Temptations
- "Dance with my father" - Luther Vandross
- "It had to be you" - Ray Charles
- "My little girl" - Tim McGraw
- "Always, in all ways" - Kenny Loggins
- "Daddy" - Beyonce
- "Hero" - Mariah Carey
- "Because you loved me" - Celine Dion
- "My wish" - Rascal Flatts
- "Count on me" - Bruno Mars
- "Somethin' special" - Colbie Caillat
- "It won't be like this for long" - Darius Rucker
- "I hope you dance" - Lee Ann Womack
- "You've got a friend" - Carole King
- "Through the years" - Kenny Rogers
- "You'll be in my heart" - Phil Collins
- "Daughters" - John Mayer
- "Kind & Generous" - Natalie Merchant
- "Stealing Cinderella" - Chuck Wicks
- "Daddy's little girl" - Michael Buble
- "Make you feel my love" - Adele
- "My wish" - Rascal Flatts

THE PHOTOGRAPHER'S SAMPLE SHOT LIST

I get it, queen. Wedding photography is a big deal, and you're probably super afraid that something will be missed. Well, let me ease some of that anxiety by telling you that almost every photographer works with a shot list. Just so you can see what a photographer's shot list looks like I've included one below. If you don't see a photo that you know for a fact that you want, just speak up. My favorite thing about being your friend is helping make your life just a little bit easier with the inside scoop and sharing a bit of my knowledge.

GETTING READY

- Bride's hair styled
- Bride's makeup applied
- Bride's shoes
- Bride's jewelry
- Something old
- Something borrowed
- Something blue
- Bride & Bridesmaid's bouquets
- Shots of the bridesmaids getting dressed
- Mother helping bride with dress
- Mother helping bride with a final detail, could be veil, etc.
- Bride in the dress
- Bride looking at herself in mirror
- Bridesmaids reacting to seeing bride in gown.
- Father seeing the bride in her gown
- Bride with parents
- Bride with siblings
- Bride with her bridesmaids
- Bride with maid of honor
- Bride with matron of honor
- Groom getting ready with his father
- Groom getting ready with his groomsmen
- Close-up shot of the wedding bands
- Groom with his parents
- Groom with his siblings
- Groom with the best man
- Groom with his groomsmen
- Groomsmen putting on boutonnieres
- Groomsmen putting on ties
- Bride making her way to the ceremony
- Groom making his way to the ceremony
- Bridal party walking down the aisle
- Grandparents walking down the aisle
- Bride and her escort waiting to walk down the aisle
- Bride and her escort walking down the aisle
- Close up of bride just before she enters
- Groom's reaction to seeing bride walking down the aisle
- Bride's escort giving her away
- Bride and groom at the altar
- Both sets of parents watching the ceremony
- Shot of the altar from the guests' point of view
- Shot of the guest from the couple's point of view
- Special moments: such as candle lighting, readings, solos, etc
- Close up of the bride as the groom recites his vows
- Close up of the groom as he recites his vows
- Close up of the groom as the bride recites her vows
- Close up of the bride as she recites her vows
- Close up of the bride and groom as they exchange rings
- The kiss
- The kiss again (this is not a typo, most of the time you are going to get a couple of shots of the kiss)
- Bride & groom exiting the ceremony
- Close up of the newlyweds immediately after the ceremony
- Bride and groom hugging their family
- Bride and groom hugging their friends
- Bride showing off her wedding ring to her bridesmaids
- Bride and groom leaving the ceremony site

THE CEREMONY

- Exterior shots of the venue before guests arrive
- Interior shots of the venue before guest arrive
- Groom walking down the aisle with his mother
- Close up of groom's expression while waiting for the bride
- Bride and the groom together
- Bride with her mother
- Bride with her father
- Bride with both parents
- Bride with her entire immediate family
- Groom with his mother
- Groom with his father
- Groom with both parents

THE PHOTOGRAPHER'S SAMPLE SHOT LIST

CONTINUED

BEFORE THE RECEPTION, OR CEREMONY CONT.

- Groom with his entire immediate family
- Bride and groom with bride's family
- Bride and groom with groom's family
- Bride and groom with both sets of parents
- Bride and groom with immediate family members from both sides
- Bride and groom with bridesmaids
- Bride and groom with groomsmen
- Bride and groom with flower girl
- Bride and groom with ring bearer
- Bride and groom with entire wedding party

THE RECEPTION

- Exterior shots of the venue before guests arrive
- Interior shots of the venue before guest arrive
- Shots of place cards, menus, centerpieces, decorations
- Table settings, favors & champagne glasses
- The cake or dessert area
- Hors d'oeuvres and special drinks
- Guests arriving
- Guest signing guest book
- Guest placing gifts on table
- Bride and groom arriving
- Close ups of friends and family making toasts
- Bride and groom drinking Champagne
- Bride and groom talking to guests
- Bride and groom's first dance
- Bride dancing with her father
- Groom dancing with his mother
- Parents dancing
- Grandparents dancing
- Wedding party dancing
- Musicians, DJ and/or other entertainers
- Guests dancing
- Bride and groom dancing with the bridal party
- Bride and groom cutting the cake
- Bouquet toss
- Newlyweds' drive off vehicle
- Bride and groom leaving the reception

ARTISTIC SHOT LIST

- Hanging wedding dress
- Hanging bridesmaid dresses
- Aerial view of the wedding dress
- Incorporating three generations of women
- Mirror shots, bride visible through mirror and bridesmaids around it, or vice versa.
- Shot of the couple before the wedding reading, each other's letters
- A "from below" shot of the bridesmaid's toast
- Shot of the bride with the flower girl playing
- First look with dad and grandpa
- A photo with photos of your parents' wedding days
- A photo of the bridesmaids with the bouquet in their face
- A creative double exposure photo
- Bridesmaids in dresses with drinks, beer or mimosas
- Groomsmen group hug
- Staircase shot
- Bridesmaids' shoe showcase
- Girl time, all of the bridesmaids hanging out chatting before getting ready
- Reflection images
- Flower girl admiring the hanging wedding dress

**KEEP
LIFE
SIMPLE.**

THE INFAMOUS FIRST LOOK

I know you've heard of it: the coveted first look. Everyone is doing it, but you aren't sold. I get it. When I first heard of it I was like, "No Way! That's against tradition". And, that is true. It breaks the mold on everything we know of weddings, goodbye to the days of waiting until the doors fling open to see what the bride went with for her wedding dress. If you would have asked me a while back, I would have told you, don't do it. But today, I say lets roll with it. Highly recommend would be an understatement.

Here are a few reasons why.



NO MORE HIDING.

You probably feel like I'm joking here but I'm not. This is actually a highlight. You don't have to run around, duck and dodge from your mister because, well, he has already seen you.

YOU GET MORE PHOTOGRAPHS.

Ok tradition aside, you're going to get so many more photos. And, technically that's like maximizing your precious dollars. I don't think anyone would be against that. Right?

PRIVACY

You don't have to worry about anyone intruding on your moment.

YOU GET TO SPEND MORE TIME TOGETHER.

No need to lock up Mr. Right in a dungeon until it's show time. You get the chance to be taken to a private location, with absolutely no distractions. So you get to have all of his attention.

SO MUCH MORE TIME FOR EMOTIONS.

Ok, this one is kind of reason enough. Your groom sees you and he totally breaks down and bawls his eyes out. Guess what, no one is rushing you to get on with the show. You have, practically, all of the time in the world.

IT'S A SMART DECISION FOR THE SAKE OF TIME.

You get to take a lot of your photos prior to the wedding because the groom has already seen you in the dress. Which means you are that much closer to the dance floor and enjoying your day. No missing cocktail hour!

BYE BYE TO A LARGE PART OF THE STRESS.

The day is already stressful. I totally get that. The first look allows you to have fun and get some alone time prior to having all eyes on you.

If you and your partner can't agree on a first look here are a few other options:

- *First Touch*
- *First Hug*
- *First Read*
- *First Gifts*
- *First Song*
- *First Poem*
- *First Prayer*
- *First Call*
- *Partial First Look - maybe your hair, makeup and nails are done and you show up wearing sweatpants. So he still doesn't see you in the dress.*

A COMPLETE WEDDING TIMELINE

Whew, you have no clue how many times every wedding photographer all over the world has been asked about a wedding timeline, or asked to weigh in on when things should be done. Which makes complete sense, we are the peeps taking the photos, so I'm putting one in to help you out. This could be one of those things you totally didnt know that you needed, I am giving you the wedding time line breakdown for some of the most common wedding times.



MORNING WEDDING TIMELINE

7:00 AM - Hair & makeup / Getting ready
8:30 AM - Vendors arrive / Setup starts
9:00 AM - First look & couple's portraits
9:30 AM - Family pictures
9:30 AM - Doors open/ Pre-Ceremony music starts playing / Guests enter
10:00 AM - Invite time
10:15 AM - Ceremony starts
10:45 AM - Ceremony concludes
10:45 AM - Cocktail hour starts/ Additional family photos
11:30 AM - Brunch starts
12:15 PM - Toasts
1:00 PM - First Dance
1:30 PM - Cake cutting/ Dessert
2:45 PM - Couple departs
3:00 PM - Guests depart
3:00 PM - Breakdown commences
4:00 PM - All vendors out

EARLY AFTERNOON WEDDING TIMELINE

9:00 AM - Hair & makeup / Getting ready
9:30 AM - Vendors arrive / Setup starts
10:30 AM - Getting ready photos start
11:00 AM - First look & couple's portraits
11:45 AM - Family pictures
12:30 PM - Doors open/ Pre-Ceremony music starts playing / Guests enter
1:00 PM - Invite time
1:15 PM - Ceremony starts
1:35 PM - Ceremony concludes
1:40 PM - Cocktail hour starts/ Additional family photos
2:30 PM - Lunch starts
3:00 PM - Toasts
3:30 PM - First Dance
5:00 PM - Cake cutting/ Dessert
6:15 PM - Couple departs
6:30 PM - Guests depart
6:30 PM - Breakdown commences
7:30 PM - All vendors out

LATER EVENING WEDDING TIMELINE

1:00 PM - Hair & makeup / Getting ready
4:30 PM - Vendors arrive / Setup starts
4:30 PM - Pre- Ceremony photos
5:30 PM - Couple arrives
6:00 PM - Doors open/ Room ready for guests/ Pre-ceremony music starts
6:30 PM - Invite time
6:45 PM - Ceremony starts
7:00 PM - Ceremony ends/ Guests move to cocktail hour
8:00 PM - Guests move to dinner
9:30 PM - Cake cutting/ Dessert served/ Toasts
9:45 PM - Dancing
11:45 PM - End time/ Guests out
12:45 AM - Breakdown/ Vendors depart

A COMPLETE WEDDING TIMELINE

CONTINUED

COCKTAIL PARTY STYLE RECEPTION TIMELINE

- 3:00 PM - Vendors arrive for setup
- 4:30 PM - Doors open/ Room ready for guests/
Pre-ceremony music starts
- 5:00 PM - Invite time
- 5:15 PM - Ceremony starts
- 5:30 PM - Ceremony ends
- 5:30 PM - First round of food comes out/ Bar opens
- 5:30 PM - Music starts inside
- 6:30 PM - Pre-sunset portraits
- 6:45 PM - Dinner rounds of food come out
- 7:07 PM - Sunset
- 7:15 PM - Toasts
- 7:30 PM - First dance
- 8:00 PM - Couple's "Thank You" toast followed by
cake cutting
- 9:00 PM - Couple and guests depart
- 10:00 PM - Breakdown done/ vendors out

Starting and ending your day on the right key is kind of the magical wand swing to ensure that you get everything you want accomplished while also keeping your stress to an all time low.

SEPARATE CEREMONY & RECEPTION TIMES

- 9:00 AM - Hair & makeup / Getting ready
- 11:00 AM to 1:00 PM - Vendors arrive for ceremony
setup
- 12:00 PM - Wedding party and family photos start
- 1:30 PM - Doors open/ Guests begin to arrive/
Pre-ceremony music starts
- 2:00 PM - Ceremony invite time
- 2:15 PM - Ceremony starts
- 3:00 PM - Ceremony ends
- 3:00 PM - Vendors start to arrive for reception set
up
- 3:30 PM - Guests gone from ceremony site
- 4:00 PM - Ceremony site cleaned up/ Vendors
depart
- 4:30 PM - Doors open/ Guests begin to arrive/ Am-
bient music starts
- 5:00 PM - Reception invite time/ Cocktail hour
starts
- 6:30 PM - Move guests into dinner
- 6:45 PM - Buffet opens/ Dinner served
- 7:00 PM - All guests have food
- 7:15 PM - Toasts
- 8:00 PM - First dance
- 8:05 PM - General dancing music starts
- 8:05 PM - Second set of pre-sunset portraits
- 8:26 PM - Sunset
- 8:45 PM - Dessert
- 9:45 PM - Last Call
- 9:55 - Last Call
- 10:00 PM - Guests Depart
- 11:00 PM - Breakdown/ Staff departs

PREPPING FOR POSSIBLE RAIN ON YOUR WEDDING DAY

Ok, so let's get real here. You aren't going to plan an indoor wedding just for the sake of, "oh it may rain". Pshh. Don't pass on gorgeous venue because you are

afraid of a little rain. Rain doesn't stop the show and there are tons of ways to prep for bad weather. So you know that I am on your side in this thing, here are some:

Before I jump all the way into how to prep for bad weather I just wanted to tell you that rain/clouds kind of create the best light for portraits. So there is that. Also check for the rainiest months when deciding a location.

SECURE BACKUP LOCATION.

This one seems like a no brainer, but sometimes the obvious can be overlooked. This is like just in case the heavens open up and there is a massive downpour. If you can't find a backup location, book a just in case tent and some flooring. The flooring kind of ensures that the ground won't be a muddy mess.

LET GUESTS KNOW ABOUT ANY CHANGES.

Assumptions can not be made here. If your guest check their weather app and see that there is like a 1000% chance of rain, its a day before your wedding, and you haven't said anything to anyone . . . well, there is a major chance that some individuals may not show.

STALL IF YOU CAN.

We are all too familiar with showers and how if you give them 5 to 10 minutes they will pass and the sun will come right back out. If that is the case, make sure you have towels for those chairs, and make sure the ground is not too slippery for your guests.

TALK TO YOUR VENUE.

It doesn't hurt to see what people have done in the past as far as their rain plan is concerned. I'm super positive your venue will fork over this information faster than you are able to get the question out.

GET A COUPLE UMBRELLAS BEFORE HAND.

This one seems kind of self explanatory. Make sure you're covered at all times.

COME WITH THE RIGHT ACCESSORIES.

Your wedding is outside, there is nothing wrong with having cute accessories in case it rains, or the ground is still a little slick. Why not get some monogrammed rain boots? Yes, with your new monogram, diva.



**WHEN IT
RAINS LOOK
FOR
RAINBOWS,
WHEN IT'S
DARK LOOK
FOR STARS.**

SENDOFF IDEAS THAT ARE SURE TO LEAVE THEM TALKING

There was a time not long ago when people threw rice at the bride and groom. I mean, that was absolutely adorable, perfect for Sunday dinner, joking here, but now people are getting really creative with how they are sending the couple off. Here are some ideas... *that are not rice.*

1. Flowers and Petals
2. Artificial Snow
3. Leaves
4. Birdseed
5. Ribbon Wands
6. Bubbles
7. Confetti
8. Lavender
9. Aromatics
10. Feathers
11. Sparklers
12. Cap Guns
13. Glitter
14. Sequins
15. Pom Poms
16. Ballons
17. Paper Airplanes
18. Glow Sticks
19. Eco-fetti
20. Ribbon & Bell Wands
21. Heart Shaped Confetti
22. Rainbow Sprinkles
23. Spirited Cheer Poms
24. Mini Beach Balls
25. Sky Lanterns
26. White Streamers
27. Cheery Flags
28. Napkins
29. Bells
30. Silver & Gold Confetti
31. Kazoos
32. Marshmallows
33. Silly String
34. Pinwheels
35. Herb Toss (Mint, Basil, etc)
36. Light Saber
37. Harry Potter Wands
38. Colorful Smoke Bombs
39. Maracas



**SURROUND
YOURSELF
WITH
PEOPLE
WHO GET
YOU.**

THE POST WEDDING BRUNCH

So you just had a beautiful elopement wedding with all of your closest peeps. You wake up the next morning after you danced your butt off. Your friends and family will totally love it. I can promise you that. Below I am giving you tips on how to plan, what to serve and even giving a couple of my favorites brunch recipes.



Let's go ahead and tackle some of the most common questions surrounding this somewhat trendy post wedding event.

WHO PAYS FOR THIS EVENT?

Typically the parents of the bride fork over the cash for the PWB (We are going to make this the shorthand for Post Wedding Brunch, so when you see it throughout these next few sections you know exactly what I'm talking about).

Although that's the way that it's typically done doesn't mean you have to do it this way. How nice of gesture would it be if you, the brand spankin' new couple, did it as a thank you for everything that everyone has done for you. Just think about it.

WHERE SHOULD WE HAVE THIS PWB?

My personal suggestion, best friend recommendation, that you totally asked for ... Go with a nice location that's close to the venue that you had your wedding at.

You could totally go for a local cafe, or go grocery shopping ahead of time and have it at your airbnb. Where ever you decide, make sure it is somewhere that you're comfortable. This isn't one of those suit and tie, bust out in my wedding dress for part two type of events.

SHOULD I SEND A SEPARATE INVITATION?

Why not send an additional insert in the invitations of the people who you want there? I promise that's going to make your life sooo much easier.

WHAT SHOULD BE ON THE MENU?

AHHH, I am so happy that you asked you beautiful creature. I'm convinced Brunch is part of my love language.

Obvi, no brunch is complete with Mimosas so lets just make sure that's on the menu. But aside from that here are some of my favorites.

MY FAVORITE BRUNCH ITEMS:

- Chicken & Waffle Sliders
- French Toast Baguette with a Peach Butter Custard
 - Bacon
 - Doughnuts
 - Bagel
- Turkey & Cheese Quiche
 - Juice Bar
 - Fruit Tray
 - Waffle Bar
 - Avacado Toast

THE POST WEDDING BRUNCH

CONTINUED

Now it's time to talk about something that is sure to leave people wishing you hosted weekly brunches at your home. If you guessed Mimosas then you are EXACTLY right. Below you have some of my favorite mimosas. Take a few from the list and throw them in the mix at your PWB.

- Caramel Apple Mimosas
- Cherry Bomb Mimosas
- Pear Mimosas
- Pineapple Strawberry Mimosas
- Apple Cidar Mimosas
- Grapefruit Mimosas
- Pomegranate Mimosas
- Orange Creamsicle Mimosas
- Pineapple Mimosa Slushies
- Mimosa Sangria
- Strawberry Mimosas
- Peach Melba Mimosas
- Blood Orange Mimosas
- Mango Mimosas
- Lemonade Mimosas with Blood Orange
- Mandarin Mimosas
- Raspberry Mimosas
- Watermelon Mimosas
- Tequila Sunrise Mimosas
- Spiked Blueberry Lemonade Mimosas
- Guava Mint Mimosas
- Strawberry Cream Mimosas
- Sorbet Mimosa Floats
- Cranberry Orange Mimosas
- Raspberry Peach Mimosas
- Mexican Pomegranate Mimosas
- Grapefruit and Sage Mimosas
- Vanilla Cranberry Mimosas
- Screwed Peach Mimosas
- Pineapple Coconut Mimosas
- Tangerine Pomegranate Mimosas
- Mimosa Margaritas
- Watermelon Mint Mimosas

Now that I've shared a bit of two things that I absolutely love, let me get back to being helpful. haha. Next up, I am going to share one of my sweetest recipes that are sure to be a hit at your PWB. I mean come on, who doesn't love french toast?

Well, this recipe combines a few favorites for virtually everyone.

Strawberry Cheesecake Stuffed French Toast

INGREDIENTS:

- 1 c. diced strawberries, divided
- 1 tsp. sugar
- 1 8 oz. package cream cheese
- 1/3 c. powdered sugar
- 1/2 loaf of sliced bread, white or wheat
- 1 tbsp. butter
- 5 eggs
- 1/3 c. milk
- 1/2 tsp. vanilla extract
- 1/4 tsp. cinnamon

DIRECTIONS:

- **Make the Strawberry Cheesecake Filling:** Combine strawberries and sugar in a small bowl, setting aside to draw out the sweetness and juices. In a large mixing bowl, whip cream cheese and powdered sugar until thoroughly combined. Fold in half of strawberry mixture.
- **Make the Stuffed French Toast:** Spread cream cheese mixture onto a slice of bread. Place another slice on top, pressing down to make a sandwich. Repeat until all of stuffed French toasts have been made.
- Melt 1 tablespoon butter in a sauté pan over medium heat. As butter melts, grab a shallow bowl and beat eggs, milk, vanilla extract and cinnamon.
- Dip stuffed French toast into egg mixture, submerging both sides completely. Place dipped French toast onto the sauté pan, cooking both sides until lightly golden. Repeat with all stuffed French toasts you've made.
- Spoon remaining strawberries on top of each French toast. Serve warm with maple syrup.

THE POST WEDDING BRUNCH

CONTINUED

If, after all of this talk you are still clueless about what type of PWB to have, no sweat, honey. I gave you a quick little breakdown. Just mark your answers and the Brunch is practically planned. Don't bother thanking me. That's what friends do: make each other's life easier.

1. WHAT TIME SHOULD WE START?

- A - 8:00 AM
- B - 10:30 AM
- C - 12:30 PM

2. TENTATIVE LOCATION?

- A - Hotel or Restaurant
- B - A Home

3. WHO SHOULD I INVITE?

- A - Immediate family
- B - Family, wedding party & out of town guest
- C - Everyone invited to the wedding

4. WHAT TYPE OF FOOD SHOULD BE SERVED?

- A - Light breakfast, muffins & bagels, and mimosas
- B - Full brunch
- C - Continental breakfast

5. WHAT SHOULD THE DRESS CODE BE?

- A - Sundresses
- B - Casual
- C - PJ's

6. HOW WILL I INVITE THE GUESTS?

- A - Formally, mail them an invitation
- B - Wedding website
- C - Included in the wedding invites

7. WHO FOOTS THE BILL?

- A - Our parents
- B - Us
- C - Someone else

What better way to recap the fun that was had, look through all the fun photos that your friends and family have shared all over social media and laugh with some of the people who showed up for you than a good brunch?

If this sort of event is right for you then you have a ton of golden ideas right here at your finger tips.



A HONEYMOON YOU WON'T FORGET THE DOMESTIC ADDITION

Whoever said that you have to go out of country to have an amazing honeymoon has clearly never been to some of these places.




- Maui
- Savannah
- Napa Valley
- Santa Fe
- Jackson Hole
- Juneau
- Palm Springs
- Big Sky
- Yosemite
- Miami
- Sedona
- Las Vegas
- Cape Cod
- San Francisco
- Asheville
- Orlando
- St. Simons, GA
- Beaufort, SC
- Carmel By The Sea, CA
- Friday Harbor, WA
- Montauk, NY
- Provincetown
- Stowe, Vermont
- Telluride, Colorado
- Big Sur, CA
- Jackson Hole, Wyoming
- La Jolla
- Park City
- Bar Harbor
- Mount Rainier National Park
- White Mountains
- Charleston, SC
- Estes Park
- Asheville
- Traverse City
- Seattle
- Ocean Grove
- Fort Myers
- New York City
- Amelia Island, FL
- Aspen
- Lanai
- Austin
- Washington D.C
- Chicago
- Hilton Head Island
- Key West
- Santa Barbara
- Nashville
- NOLA
- Boothbay Harbor
- Portland
- Eugene
- Newport

A HONEYMOON YOU WON'T FORGET

THE INTERNATIONAL ADDITION

The world is your oyster. So, here is a list of some of the most popular Honeymoon locations.



- Namibia
- The Cayman Islands
- Panama
- Russia
- Aruba
- The Galapagos
- China
- Jamaica
- Germany
- Aruba
- Ireland
- Indonesia
- Fiji
- The Virgin Islands
- Greece
- Tahiti
- Italy
- Iceland
- Belize
- Scotland
- The Maldives
- Japan
- Australia
- Sri Lanka
- France
- Thailand
- Peru
- Riviera Maya, Mexico
- Spain
- Morocco
- South Africa