

Kelly H

PHOTO



THE COMPLETE WEDDING PLANNING CHECKLIST

1 YEAR OUT TO POST WEDDING TO-DO'S

HEY YOU!

You're not alone! Finding a venue, going dress shopping eating cake...planning a wedding can be a little stressful and involves many different moving aspects! Sometimes it can be hard to remember all the things that need to get done. There are even some small details you wouldn't even think about. So I've created a checklist of what needs to get done and when. So you don't have to think so hard! Check out the checklist below and hopefully you'll feel a little more organized!

xoxoxo, Kelly



A YEAR OUT

- ☐ Announce your Engagement with Friends & Family
- ☐ Envision what you want for your wedding & the style or theme you would like
- ☐ Create a budget
- ☐ Hire a wedding planner if you want one
- ☐ Decide on the date
- ☐ Go check out Venues
- ☐ Create your Guest list (So you have an idea of how many guests you want when booking venues)
- ☐ Book your Ceremony & Reception Venue

8 TO 10 MONTHS OUT




Ask your Bridal Party



Go Wedding Dress Shopping



Hire your Photographer (oh hi! That's me!)



Start booking other vendors: florist, caterer, videographer, dj or band



Get hotel blocks for out of town guests



Decide if you need to book a place for getting ready



Register for Gifts




Take Engagement Photos



Send out Save The Dates



Create a Wedding Website



Reach out to Rental Companies for chairs, linens, tables, etc.

6 TO 8 MONTHS OUT





Figure out wedding party attire for bridesmaids and groomsmen



Figure out Groom's attire



Plan your Honeymoon (One of the best parts!)

4 TO 6 MONTHS OUT

- Send out Invitations
- Pick your Wedding Bands
- Renew or Get Passports if necessary
- Order Cake

3 MONTHS OUT

- Have your Bridal Shower
- Figure out your Wedding day transport (Party Bus/limo)

2 MONTHS OUT

- If you are writing your own vows, start thinking about what you want to say
- Go on your Bachelor and Bachelorette Parties (woot woot!)
- Figure out Parent Gifts
- Have a trial run with your Hair & Makeup artist

1 MONTH OUT

- Apply for Marriage License
- Have your final wedding dress fitting
- Learn how to bustle your dress. Make sure you MOH or someone else knows how to do it
- Get in Room gifts for out of town guests or Welcome Travel bags if doing destination wedding

2 WEEKS OUT

- Review Final RSVP list
- Deliver final song list to DJ or Band
- Figure out transportation to and from Honeymoon

1 WEEK OUT

- Get a mani and pedi
- Get your engagement ring cleaned
- Give reception and ceremony venue final head count
- Finish your Reception seating chart
- Call wedding vendors and confirm arrangements
- Send family portrait list to photographer (Don't worry! I have tips for this!)
- Pick up Marriage License

2 OR 3 DAYS OUT

- Get your dress steamed if needed
- Figure out wedding party positions during ceremony. Who is walking with who?

IT'S TOMORROW!

- Provide vendors with emergency phone number (MOH or Best Man)
- Pay all remaining vendors. Also put all your tips in envelopes and give it to your coordinator to pass out to your vendors on your wedding day
- Conduct rehearsal
- Give your marriage license to your officiant
- Have fun at your rehearsal dinner

THE WEDDING DAY

- Give wedding bands to Best Man
- Have the best time of your life!

POST WEDDING

- Prearrange for someone to return any rentals
- Have a blast at your Honeymoon
- Write and send thank you notes to guests and vendors
- Change and embrace your new name!