

EMFACE: Regaining Smile Symmetry

Evaluation of a novel device combining RF and HIFES technologies for the non-invasive correction of asymmetric smiles and facial rejuvenation: A case report

Soo-Bin Kim¹, Sujeong Kim¹, Yu-ran Heo¹, Hee-Jin Kim^{1,2}

1. Division in Anatomy and Developmental Biology, Department of Oral Biology, Human Identification Research Institute, BK21 FOUR Project, Yonsei University College of Dentistry, Seoul, South Korea

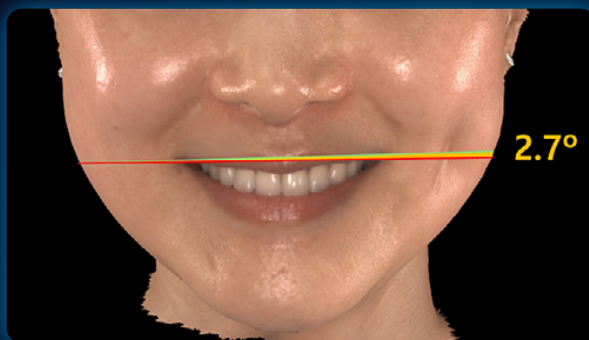
2. Department of Electric & Electrical Engineering, Yonsei University College of Engineering, Seoul, South Korea

Published at Skin Research and Technology, 2024, DOI:10.1111/srt.13885

Highlights

- A 34 year old woman with smile asymmetry received six weekly 20-minute EMFACE treatments (forehead and cheeks)
- Results were evaluated using 3D imaging at baseline and after all treatments
- Results showed enhanced smile symmetry and added natural volume to the smile, which persisted at the 1-month follow-up post-treatment
- The patient reported easier movement on the right side while smiling and a more balanced expression
- The patient was pleased with the fuller, more youthful look from increased volume in the central facial area

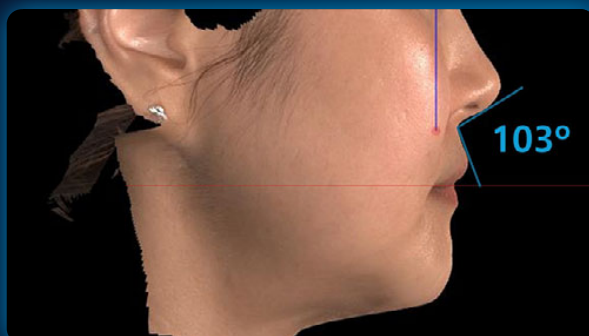
3D Analysis: Six EMFACE Sessions to Enhance the Smile



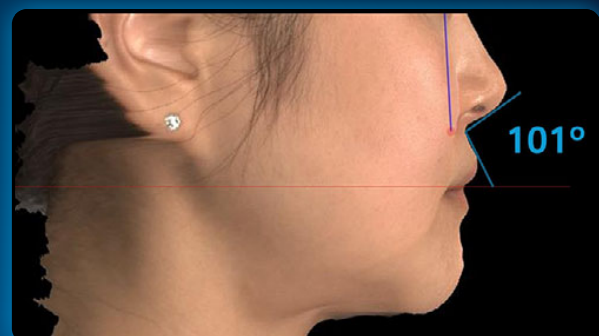
After the first session



After the sixth session



After the first session



After the sixth session