

# — 2025-26 WEDDING GUIDE



ANGEL PATRICIA PHOTO

[WWW.ANGELPATRICIA.COM](http://WWW.ANGELPATRICIA.COM)

# | TABLE OF CONTENTS



THE EXPERIENCE	03	FIRST LOOKS	21
GET TO KNOW ME	04	IMPORTANCE OF LIGHTING	24
WEDDING PACKAGES	07	MAKING TIME FOR PHOTOS	27
ADD-ONS	09	A FEW MORE TIPS	28
ENGAGEMENT TIPS	11	ALL THINGS EXITS	31
WEDDING DAY PREP	15	LOCAL VENDORS	33
TIMELINE TIPS	17	FAQS	35
SAMPLE TIMELINE	18	RAVES AND REVIEWS	37
GETTING READY TIPS	19	NEXT STEPS	39



# "ANGEL WAS TRULY MY SECOND PLANNER"

"10000/10. Words really can't describe how thankful I am for finding Angel. As someone who has been in MANY weddings, I have felt the chaos that a photographer can cause but Angel was truly my second planner and practically maid of honor at some points. She had every detail planned and nailed down to the second. SHE

ALSO HAD OUR PHOTOS BACK WITHIN 3 WEEKS?? There is not one thing I would change about our experience other than I wish we had more time with her to just hang out and enjoy her company!"

- Bradley & Dani





# | THE EXPERIENCE

HERE'S THE DEAL:

MY DUDES. I don't take it lightly that you want to invest in me. This is a job where I work so so close to YOU, and I'm unbelievably grateful that our lives have crossed. And because of that, just know that your investment in me is going to be one HECK of an experience.

First off, booking with me means that you're gaining a new friend. I'll be your biggest hype woman (like no joke, you're not prepared for my cheerleader side AND how much you'll laugh with me) and I'll be with you through the chaos of wedding planning. I'll help you bring your vision to life, along with answering any and all wedding related questions (and maybe life questions? who knows!!).

Secondly, this investment includes so many things besides candid and elegant photos! You'll be sprinkled with gifts, have Facetimes with me as you wedding plan, get a customized wedding day timeline and family shot list, and so much more! My goal is to serve you SO SO BIG!





# | THE GIRL BEHIND THE CAMERA



MY PEOPLE SAY I'M FRIENDLY, RELIABLE, & JUST PLAIN FUN.

Most days I'm sitting at a coffeeshop editing away, eating a Taylor Farms salad (with chicken of course), or shirking my responsibilities and listening to an audiobook at the park (historical fiction or mysteries, anyone?). If you see me at 6am, odds are we are are OrangeTheory together!! But my activities don't define me and I want to let you in a little bit more.

I've faced career and personal rejection. I've struggled with mental health and body image. I know what it's like to be confused in front of a camera and to be afraid to see the photos. My goal with photography is to TANGIBLY show you how epicly beautiful you are. This has changed my own life and I want it to change yours too! So let's do this thing and have some fun!

# GOSH, WHERE DO I START...

"... Angel is first off SO FUN and a joy to be around. I chose Angel to photograph my engagement pictures and wedding because of her natural, joy-filled, and artistic photos, but also her intentionality with her clients. Although I knew I was her client, I truly felt like we were friends because she made me feel so comfortable. Having THAT many photos taken of yourself doesn't happen very often and Angel made all the awkwardness disappear! She was encouraging through both of the entire shoots and I would recommend her to any of my friends!"

- The Frosts





# | WEDDING INVESTMENT

## ALLLLLLL THE DETAILS

YOU GUYS ARE INTERESTED IN INVESTING IN ME AND YOUR WEDDING!! omg I'm floored. 🙄 I don't take it lightly that you're even here and considering the thought of taking your hard earned money and invest it in ME. But I also know that I will be one of your wisest and best investments in your wedding planning process!

So, you're in the right place — the next page contains all of my various packages and pricing, but the most important thing to know is that your wedding package is FULLY customizable.

Don't want an engagement session? Sounds good! We can drop it AND drop the price.

Need 10.5 hours? No worries at all - we can add on however many hours you need to get the perfect coverage with the relaxed timeline that you want.

So what are you waiting for? Let's look at these packages!



# | PACKAGES & PRICING



## BASE PACKAGE: 8 HOURS OF COVERAGE

The backbones of a great wedding — 85% of my couples usually need 1-2hrs more of coverage, but 8 hours will cover most of your BIG BIG day!

8 hours of coverage = \$3400

## EXTRA HOURS

Yes, you can even have 30 minute intervals of additional time - this is fully customizable!

\$425/hr OR  
\$215/30min



## ENGAGEMENT SESSION

Engagement sessions are GREAT for getting more casual photos of the both of y'all and practicing posing and hanging with me before your big day!

With a wedding: \$375  
A la carte: \$425







# | MORE ADD ONS



## SECOND SHOOTER

\$700 for 8 hrs

\$75/hr for additional

## REHEARSAL DINNER

\$425/hr

## BRIDAL SESSION

\$425



# “ANGEL WAS SO FANTASTIC...

... throughout the entire wedding planning process and on the day itself! She was so supportive, thought of every detail we missed, and provided a sense of peace and calm on our wedding day that was so appreciated. She was so efficient at directing our family photos (it was actually SO impressive) that we had time to ourselves to relax and enjoy before the reception started!



Angel provided the best prompts for taking photos and perfectly captured the joy of our wedding day! The photos are so so beautiful and we're having the hardest time trying to decided which ones to print (if only we could print all 500 of our favorites haha). Angel was the perfect choice for our wedding photographer and we can't recommend her enough! We're so thankful to have her as such an important part of the best day of our lives!

- The Spiveys

# | ENGAGEMENT SESSION TIPS

LET'S START THE PARTY EARLY!



OKAY. So for your wedding, you're going the traditional route with a wedding dress for the bride and a suit or tux for the groom. But what about your engagement session? What the heck are you supposed to wear? Do you even need to have an engagement session?

Let's answer that last question first — I HIGHLY recommend an engagement session for several reasons. First, it's a great way to get to know me and have a taste of being behind the camera! Your wedding day is already going to be stressful, so having time in front of the camera beforehand can help loosen you up and make you a total natural on your wedding day. It's kinda like a rehearsal :)

Secondly, engagement session photos are great for save the dates and for posting all over your website and social media (and your home!). These photos will showcase you guys in more casual clothes than your wedding attire, and what's not to love about that?




# | ENGAGEMENT SESSION TIPS

## CONTINUED

Your outfits for your session depend on the location of your choosing, but in general, go for neutral colors (pastels, earth tones, whites) or have one person wear a bold/patterned color and the other wear a more natural color. Naturally colored clothes allow YOU to shine more than your clothes, and since an engagement session is all about capturing your love, this really sets the stage for some epic photos.

If you're headed downtown for some classy photos, try khakis and a blazer for him and a beautiful dress with heels for her is a great look. If you're taking photos at a park or in the woods, jeans and a nice shirt for both of y'all is a solid look.

Most importantly, make sure your outfit is comfortable. Can you bend and run around in it? Is it see-through? If you're going to stress out about your outfit the entire session, it's just not the outfit for you!



# “OH MY! WHERE DO I START?”

“I have so much I want to say... Angel is such a kind soul. She is the kind of person that puts all your worries at ease and finds the intimacy in what can be a chaotic day. She is professional and does not miss a beat! She was worth every last penny and even more. Our friends and family could not believe that work she did, being just one person and the moments she caught. Her photography style is unmatched! Besides picking the right partner, I definitely picked the right photographer. A million and one thanks Angel!!! - The Augustines

---









OKAY...so how do you plan a wedding without becoming a ball of stress with no sleep? My friend, this season of engagement should be sweet, intentional, romantic, and encouraging, and sometimes wedding planning can get in the way of that. I've been a bridesmaid countless times, photographed 100+ weddings, and attended numerous weddings, and I want to share all my knowledge with you. I want you to actually enjoy this season and find joy in all of it!

## | WEDDING DAY PREP


My goal for you and your fiancé is to face decisions together, forgive and love each other more, and dive deeper into your relationship throughout this engagement. The next few pages hold many of my favorite tips, and I hope that being able to plan your wedding with peace gives you the ability to cherish this season. I'm on your team!





# | TIMELINE TIPS

THE SECRET TO A STRESS-FREE WEDDING DAY



## WHEN? WHERE? HUH?

The most common text you receive on a wedding day is from family and wedding party members asking where they need to be at what time. It's kinda exhausting to tell everyone over and over again — let alone also your vendors and planner — so having a customized wedding day timeline is the perfect way to organize your wedding day and help you be stress free.

A wedding day timeline breaks down the entire wedding day, showing you when vendors arrive, where photos are at, and everything in between. These are so vital, because by sticking to a well-written timeline, you can have an absolutely stress-free day. Having a good timeline can also show you the best time for sunset photos, how many hours of photo coverage you need, and just really allow you to breathe and enjoy this precious day.


My biggest tips? Budget extra time for everything, hire a day-of wedding coordinator, and check out the next page for a timeline template!



# | SAMPLE TIMELINE

]THE FULL BREAKDOWN OF A WEDDING DAY

- 9:00 Arrive at Venue
- 10:00 Hair + Makeup Artists Arrive
- 1:30 Bride Gets Dressed
- 2:00 First Look with Dad & Bridesmaids
- 2:30 First Look with Groom
- 3:00 Bridesmaid Photos
- 3:20 Wedding Party Photos
- 3:40 Groomsmen Photos
- 4:00 Freshen Up, Pray, & Hide
- 4:30 Ceremony
- 5:00 Family Photos + Cocktail Hour
- 6:00 Dinner
- 6:45 Toasts
- 7:00 First Dances
- 7:15 Cake Cutting
- 7:20 Dance Floor Opens
- 7:45 Sunset Photos
- 10:00 Send-Off



# | GETTING READY

THE BEST TIPS TO CREATE PURE MAGIC

Getting ready is one of the most sacred and wonderful parts of the wedding day. The bride is antsy and emotional, anticipating the moment where she gets to walk down the aisle to her husband-to-be. You can just see the nervousness and giddiness in her eyes. Y'all, this is such a sweet time to capture, and proactivity plays such a huge role into these memories.



I know that you might not think that light would be the most important thing, but just look at these two photos. Having bright white walls brings so much openness and clarity to your photos and making sure there are big windows in the room as well can change the entire vibe of your getting ready gallery.







# | GETTING READY

## CONTINUED

In addition, making a detail box beforehand to hand over to me is a must! This shoebox should hold your shoes, all three rings, jewelry, invitation suites, cuff links, and any other details you want captured on your day.

Another great tip is to remember to move junk and trash away from the photo area! Keeping the getting ready area clean helps ensure that you are the focus of the photos.





## | FIRST LOOKS

Is a first look right for you? Some photographers tell you it's mandatory, but I personally think it's up to you.



If your wedding is later in the day and there's not a ton of time post-ceremony to take photos because the sun is setting, a first look is necessary to get gorgeous photos of you and your spouse along with your wedding squad. However, an easy fix to this is just moving up your ceremony time if you've always dreamed of seeing your spouse for the first time at the ceremony!!





First looks are also perfect for people who get easily stressed out and nervous — not seeing your best friend all morning can be hard! First looks are the perfect way to be alone and get excited for the day ahead together.

Brides, you can also have a first look with your dad (or parents) and with your bridesmaids as well! These are fun and simple ways to incorporate the authenticity of joy and emotion on your day.

## FIRST | LOOKS CONTINUED







# | IMPORTANCE OF LIGHTING

(CEREMONY & RECEPTION)

LIGHTING IS EVERYTHING Y'ALL. IF YOU WANT MAGICAL AND EPIC PHOTOS, PREPARING FOR PERFECT LIGHTING IS THE WAY TO GO.



Lighting can seriously make such a difference in the photos. Having getting ready rooms with lots of light and white walls is enchanting. For the ceremony, make sure that where you both stand does not put one of you in direct sunlight and the other in shade. Another great idea is to take sunset photos during golden hour if it's not cloudy on your wedding day for some timeless shots.

During the reception, ask the DJ not to use a disco ball on the both of you during the first dance, or else you'll have green and purple spots on you in all the photos (which isn't super classy!).

# STUNNING EXAMPLES



SHADE IS A GREAT  
OPTION FOR  
CONSISTENTLY  
BEAUTIFUL PHOTOS.

---





# "ANGEL COULD NOT HAVE BEEN BETTER..."

"She was a calming, joyful, and cheerful presence to just have with us on our wedding day. She is unbelievably talented and makes you feel so at ease throughout the process. She is just the BEST!"

- The Porcos



# | MAKE TIME FOR PHOTOS

SO YOU DON'T FEEL FRANTIC, RUSHED, AND FORCED INTO IT



## WHY WILL PHOTOS TAKE SUCH A HUGE CHUNK OF MY DAY?

Photos take a LOT of time because I'm not just taking photos for you to post on Facebook — I'm capturing memories so you can relive your wedding day in the years to come. Making time to enjoy taking photos is so vital for the creation of moments that you'll treasure forever, without feeling like you're being rushed and forced through it all.

But don't fear — I'm here to help create a customized timeline that will give you the perfect amount of time for photos with your new spouse, but also leave you time to rock out on the dance floor and spend intentional time with your guests.

My recommended time for bride and groom portraits is at least 30 minutes, and then 1 hr 15 minutes total with the entire wedding party. Family portraits average around 30 minutes. Sunset photos are 10-20 minutes.





# A FEW TIPS



## UNPLUGGED CEREMONIES


I can't tell you how many times I've taken photos at a ceremony and 20 iPhones are staring back at me. It's not a pretty sight and it's not what you want to see in your photos! Find a way to tell your guests that you're having an unplugged ceremony and you'll be eternally grateful!

---

## SUNSET PHOTOS

Want unbelievable photos of you two and time alone together? Then I highly HIGHLY recommend finding time for sunset photos.

---





## FAMILY PHOTOS

Family photos can be pure chaos, especially when extended family is there. I'll work with you to create a detailed shot list so you can get to rocking on the dance floor in no time!

---

## WEDDING PARTY PHOTOS

THESE PEOPLE ARE YOUR BEST FRIENDS and these are sweet photos that you'll treasure for the rest of your life. I'll let you know when and where your wedding party should be ahead of time and this should go off without a hitch! Just have a blast with your best friends and I'll do the rest.

---



## LAST DANCE

While everyone else is prepping for send-off, have a final dance with your spouse. This is a sweet time to be alone together, enjoy the reception lights, and get some stunning photos.

---







## | EXITS

Sending you and your new spouse off with a BANG is the best way to end your party... or not end. Did you know that you can have your send-off and then head right back to the dance floor? I know this can seem weird, but it's the perfect idea if you want to have photo coverage of the send-off but can't afford extra hours of coverage.

Either way, some of my favorite wedding night exits are heart-shaped sparklers (they are larger and photograph better than regular sparklers!) and glow sticks. My favorite day exits are bubbles, confetti, flower petals, rice, and paper airplanes! The options are honestly endless. Make sure as you walk out that you stop and kiss each other frequently (dips are recommended here!) and just enjoy the moment. Your guests will cheer you on!



# "IT WOULD BE A MISTAKE NOT TO CHOOSE ANGEL"

---



"I've always known Angel was a rare talent and true gem, and I always knew that she would be my wedding photographer (I legitimately was planning my wedding date around her availability). Angel was so supportive in the months leading up to the wedding. She did some timeline coordination for the day as well — she has so much wedding expertise so I knew her timeline for photos would be golden. Not only did Angel and I have an initial meeting, but a few weeks leading up to the meeting, we met to review her timelines and ensure all family photos were ready to go and organized.

Of course, there is the day of the wedding! Angel blended in so well into the scene and caught some of the most memorable photos (like a guy ripping his pants on the dancefloor -- capturing that is a SKILL haha!). She was always present and captured everything I wanted and more from the wedding. Her style is crisp, classic, and oh-so timeless. She was also so beloved by every other guest at the wedding. She gave really great and helpful tips when we were posing for photos. Needless to say, it would be a mistake to not choose Angel to be the person to capture all the hard work and memories that goes into the most important day of your life."

- The Hahamyans



## | VENDOR RECOMMENDATIONS

A FEW OF MY FAVS, I KNOW YOU'LL LOVE THEM TOO!

### WEDDING PLANNERS

- Violet & Vines Events
- Elite Events
- EBJ & Company

### BRIDESMAID DRESSES

- Birdy Grey      • JJ's House
- Baltic Born    • BHLDN
- Lulus    • Bella Bridesmaids

### VIDEOGRAPHERS

- Colling Films • Marvelous Light
- Peerless Weddings
- 98 Films • 14th Avenue Films

### VENUES

- Cordelle • Cedarmonst Farm
- Firefly Lane • L&L Farm
- The Venue at Birchwood

### FLORISTS

- The Florista • Frances & Jane
- By Gossamer
- Larson Floral Co.

### HAIR AND MAKEUP

- Willow Collective
- Kati Edge • One 10 Beauty
- NViously Bee • MHD Beauty

### CATERERS

- Dream Events and Catering
- Bacon & Caviar
- EJ's Catering

### DJS/MUSICIANS

- DJ Rideout Nashville
- BJ the DJ • DJ Who
- High Tone Entertainment





# | FREQUENTLY ASKED

## ANSWERS TO ALL OF YOUR QUESTIONS

### IS YOUR BUSINESS LICENSED?

Yup yup! If your venue needs to see my license, just have them email me at [angelpatricia.portraits@gmail.com](mailto:angelpatricia.portraits@gmail.com) and I'll send it over to them!

### DO YOU HAVE BUSINESS INSURANCE?

Yes I do! If your venue needs to verify that I have insurance, or needs me to add them to day-of insurance, just have them email me at [angelpatricia.portraits@gmail.com](mailto:angelpatricia.portraits@gmail.com) and I'll send them all the details.



### DO YOU DELIVER RAWs (UNEDITED IMAGES)?

I do not! RAWs are like asking the best baker in town for just the ingredients to the cake and not the final product. It's just not complete without the creator's magic touch! I firmly believe that your photos will be PERFECT with my magical editing touch.

### WHATS YOUR EDITING STYLE?

My editing style is warm, but natural, tones and with a goal to stay as true to color as possible. I want to help you relive the day vibrantly, so while I throw in some creative shots and some black and white, true to color is always my goal.





## CAN I SEE A FULL GALLERY?

Of course! I just ask that you don't download or share any photos (yes, I can see if you do) to respect that couple's privacy. But yes, feel free to ask for one!

## WHATS YOUR FAVORITE PART OF THE WEDDING DAY?


Oh this is easy — the bride getting ready (sorry dude, I'm here for your reaction at the ceremony though). There's just something so sacred and magical about those few minutes before she heads down the aisle, and you can just see her nervousness and excitement as she puts on her dress. I've cried at so many weddings during this part.

## WHEN SHOULD I EXPECT THE GALLERY?

Wedding galleries are delivered within 3-4 weeks of your wedding date! I'll try to send sneak peeks within 48 hours, but the rest will definitely come later!

## HOW MANY PHOTOS WILL YOU DELIVER?

My general rule is that I deliver 100 photos for every hour of coverage. Therefore, an 8 hour wedding would be about 800 photos. However, I usually deliver wayyy more than that, and with a second shooter you'll receive even more!



# | RAVES & REVIEWS

"From the moment I met Angel I knew I wanted her to photograph my wedding...then I saw her work and I was SURE I wanted her to photograph my wedding. One doesn't just book Angel because she's great at what she does, which she is, but you hire Angel because she feels like a best friend spending your most important day with you. There's a reason she knows half of your wedding guests and all of your bridesmaids end up booking her for their weddings. It's because she is pure love, joy, and empathy. She cares about your photos as much as you do and you can see that evidently in her work!." - The Harris'



"Angel is simply the best. She is incredibly organized and efficient, plus really takes your ideas to heart while still maintaining her own stylistic preferences (after all - she's the professional and you should trust her!) Your wedding day is going to be full of jitters no matter what. You will likely not have the space in your head to even think about the photos on the day of, and if you go with Angel, you won't have to! She made the process so painless and fun. We have hung up her photos in our house and have gifted them to family members because they are truly so special and beautiful. Plus, Angel is very kind. She was a pleasure to work with and I was so grateful for her competence and attention to detail on our wedding day.." - The Chambers'



# | RAVES & REVIEWS

CONTINUED



"We couldn't have asked for a better photographer! Angel is truly a blessing—she has such a gift for making everyone feel comfortable and seen. Her kindness, professionalism, and others-focused approach made our experience so special! She captured every moment so beautifully, with an eye for detail and a heart that shines through her work. If you're looking for someone who will go above and beyond to make your photos truly memorable, Angel is the one. Highly recommend!" - The Williams'

"Angel was the most spectacular, wonderful, beautiful, perfect, kind, put-together human anybody could ask for!! At our wedding, we had guests and family members commenting about how amazing and efficient she was! When we got our photos back, our friends and family couldn't stop raving about how beautiful the pictures were but also how she captured so many candid moments without them even realizing it! Beautiful, quality photography was Eli and I's number one vendor priority for our wedding day and we couldn't have chosen a better person to entrust with the task. Angel captured every angle, emotion, and moment of the day that we will look at for the rest of our lives with the greatest of love and fondness. We can't recommend her enough and will continue to use her for any and every event/moment we need professional photos taken." - The Pearsons



# THE NEXT STEPS

I SIMPLY CANNOT WAIT TO  
WORK WITH YOU...


Are you ready to join me for a  
photography experience that  
is fun, comfortable, and all  
about the both of you? Then  
let's get this partAY started!!



## LET'S GET DOWN TO BUSINESS

Working with me is going to be  
FUN and my goal is that it's like  
many coffee dates with your best  
friend. Be honest with me — do  
you need encouragement today?  
A hug? A second look at your  
wedding invite before you print  
it? Date ideas? I'm your freaking  
girl, and I'm here for Y'ALL in this  
wedding season.

I can't wait to walk through this  
season of life with you!!





LET'S

I can't WAIT to celebrate your  
big day! Let's make this  
happen!!

PARTAYY

YYYYYYY!





XOXO, ANGEL

---