



Ultimate Cruise Packing List

Planning your next cruise adventure? Make packing a breeze with our Ultimate Cruise Packing Checklist! Whether you're a first-time cruiser or a seasoned traveler, this comprehensive guide ensures you have everything you need for a smooth and enjoyable voyage.



Important Documents

- Passports and Copies
- Cruise and Plane Tickets
- Travel Insurance Documents
- Photo I.D.
- Credit/Debit Cards and Cash
- Emergency Contact Information
- Copies of Important Documents (stored separately)

*Pro tip-Take a screen shot of your cruise boarding pass before you leave your hotel in the morning. Cell service can be spotty in the terminal and this way you have your scannable pass on hand without needing to load anything!



On-Board Essentials




- Reusable Water Bottle
- Small Day Bag or Backpack
- Lanyard for Your Cruise Card
- Books and Magazines (I love bringing my Kindle)
- Waterproof Phone Case
- Sunglasses
- Travel First Aid Kit
- Portable Power Bank
- Deck Of Cards
- Electrolyte Powder

*Pro tip - We love bringing a deck of waterproof playing cards and sitting out on one of the decks with a drink (or two) and playing a few games. Getting to disconnect is important to us on a cruise and this is a great way to do so.

*Pro tip 2 - If you bought the drink package (something we love to do and highly recommend) having some electrolyte powder like Liquid IV has been a headache saver!


Cruise cabins are TINY! No matter the stateroom you book, you'll probably feel the squeeze and minimal storage. Here are some things we bring to make the trip a little more organized. There are some pictures on the next page!

- Pop-Up Hamper
- Heavy Duty Magnetic Hooks - Large
- Heavy Duty Magnetic Hooks - Small
- Power Boxes w/ multiple inputs
- Over the door shoe holder
- Plastic Luggage Tag Holders
- Nausea relief candies
- Money Clip
- After Sun Gel
- Sunscreen, Both Regular and Reff-Safe



Cabin Must-Haves





Personal Care Items:


- Toothbrush and Toothpaste
- Deodorant
- Skincare products
- Makeup and Makeup Remover
- Hairbrush/Comb and Styling Products
- Razor and Shaving Cream
- Prescription Medications (In original containers)
- OTC meds (pain relievers, motion sickness pills, etc.)
- Vitamins and Supplements
- Ziploc Bags
- Wrinkle Release Spray
- Poo-Pourri

*Pro tip - Even if you don't think you'll get sea sick, or have never had a problem with motion sickness before, it's still a great idea to bring something along for your stomach. Whether you're drinking a lot or eat too much food, it's always possible that you might not feel your best one or two of the days. Better safe than sorry and it's much more expensive to buy on the ship!

Clothing & Accessories

Every cruise is different and each itinerary will require different clothing situations. Below is a general list of what I bring with for a warm weather cruise, along with a list of what my husband brings.

A quick note that even on a cruise that is supposed to be warm and sunny, weather is unpredictable. On every cruise I've been on I've needed at least a pair of pants one of the days. Our most recent cruise it was about 60 degree and super windy most of the days. I wish I had brought more warm clothing with me. (Cough cough, I didn't bring any because the previous year was so hot that I didn't want to waste the space. Just do it.)



Daytime Casual

For walking around the ship, and adventuring in port. These are what have gotten us through days where we walked 15,000 steps and days where we walked 5,000 steps.

Me - Feminine

- Dresses that double as swim cover-ups and dinner wear
- Athletic shorts or skort
- Graphic T-Shirts and cute tank tops
- 2-3 Swim Suits
- Leggings

Shoes


- Comfortable Sandals (I love my Birkenstocks)
- Hoka Tennies (my tennis shoe LOVE)

Cody - Masculine

- T-Shirts and Tank Tops
- 3-4 pairs of short in different colors
- 2-3 Pairs of Swim Trunks

Shoes

- Crocs clogs
- Flip Flops for pool days
- Favorite Tennis Shoes



Evening Wear

From the main dining room to specialty restaurants around the ship, everywhere will have a different dress code. We generally follow “smart casual” or stick with the theme nights!

Me - Feminine

- Dresses that double as swim cover-ups and dinner wear
- Dresses or outfits to match the theme nights (Caribbean, White, 70s, etc.)
- 1 Formal Dress, 1 Semi-Formal

Shoes

- Formal shoe, I also wear my Crocs wedges in the evenings.

Cody - Masculine

- Button Up Shirts
- Long Pants (nice jeans, khakis, etc.)
- Theme Night Outfits
- 1-2 Long Sleeve Button Ups

Shoes

- 1 Pair Dress Shoes

