

WEDDING

welcome guide





Contents

PG 2 | ABOUT THE PHOTOGRAPHER

PG 3 | WHAT TO EXPECT

PG 5 & 6 | ENGAGEMENT SESSION

PG 7 & 8 | WEDDING DAY TIPS

PG 10 | PRICING PACKAGES

PG 11 | FAQ

PG 13 | GET IN TOUCH

Hey there!



Hey Guys my name is Jesse and I started my photography journey back in 2010. After being diagnosed with a debilitating disease called Lupus in 2009 photography became my outlet to peace and what I call "My Happy Place". I am based in my hometown of New Kent Virginia but I LOVE to travel and take exciting new adventures with my camera. I am the Queen of my castle being surrounded by all boys in my household. I have been with my amazing husband Robert who is also CEO of Taylormade for 16 years. I have a bonus son Treyvon who is a senior in high school and recently started his own ventures into the world of entrepreneurship starting "Taylormade Detailing" with his dad this year. Then we have our furry son who completes our family our Yorkie Ace! I am a girls girl but never mind getting my hands dirty. I am extremely passionate putting all me into everything I do. I pride myself in being a people person who has not a shy bone in my body. I am a talker but also an excellent listener and I thoroughly enjoy building lasting relationships with everyone I meet. I learned at a young age through my own experiences that life begins outside of your comfort zone. I aim to step outside the box and use my creativity to bring my clients not just a photograph but a work of art that they can cherish for a lifetime. When I am not photographing I try to live a simple life in the last few years I have really learned to embrace my inner introvert and I am ok with that. It's all about balance as I have learned to live with Lupus rather than let it control my life. I enjoy detailing cars with my team or going on date nights with my hubby as he's my best friend. I consider myself a lover of all things wine, the color purple, chocolate anything and on a laid back Sunday in fall you can find my watching Eagles football! As you can see we are a fun loving group of "what's next" and "no challenge to small" thinkers who happen to be family and we make one heck of a team. Anything that consists of making lasting memories for my family I am here for it and I look forward to doing the same for you!

LET'S CONNECT!

@TaylormadePhotographyLLC




@TaylormadePhotoLLC




www.TaylormadePhotoLLC.com | TaylormadePhotoLLC@gmail.com | 804 244 0453

WHAT TO *expect*



After looking over this packet we will set up a zoom meeting where you can feel free to talk to me about your wedding ideas and plans as much as you wish. My goal is to make your vision of your big day come to life. This day should be all about you, and if you need help with a certain problem, or want an extra, objective opinion on an idea, I'm always happy to help where I can. For your engagement session that is included in your package, we will find a date that works and discuss what you may wish to do for it. Engagements are a great time to learn how to pose and to ease up against the camera. It's also an opportunity to get to know me, and for me to get to know you even more. I ask you about any camera fears or worries and hope to put you at ease. We have a crazy amount of fun and get some stunning photos while we're at it. I will send you a questionnaire to fill out as well as a suggested photo list. Not only does this help me make your day all you want it to be but it helps me get to know you guys even more. I ask questions about the timelines of your wedding day, which help me figure out logistics of your day, and plan when we can run away during the reception for some incredible fine art portraits. From start to finish Taylormade is there to make photography one thing you do not need to worry about so you can enjoy the festivities!



ENGAGEMENT

session



SESSION INCLUDES:

- Up to 2 hour session
- 2 location option
- 2 Outfits
- 25 professionally edited images on online gallery
- 8 digital images
- Complimentary Print Package
- 1 16x20 OR 1 11x14 & 2 8x10s

LOCATION

We work with clients in many different destinations. We generally like to stick to locations that provide a natural shooting environment, such as a local state park or other outdoor area. However, if you have a location with sentimental value in mind—the place he proposed, or a favorite local café or brunch spot—we can chat about including it in your shoot. To provide you with as much shooting time as possible, we recommend choosing no more than two portrait locations.

If you do not need or want an engagement session let me know and we have two other options that we offer in place of this session that we can discuss.

TIMING


We generally begin shooting during the golden hour period that occurs two hours before sunset. Sunrise shoots are also available—however, please keep in mind that it can be more difficult to coordinate hair and makeup for a sunrise session.



OUTFIT

Deciding what to wear is one of the most difficult parts of the engagement session planning process. We recommend narrowing down your selections by choosing one casual and one dressy outfit.

For your dressy look, we recommend long flowing dresses that you can twirl around in. Dresses in solid neutral/muted tones or simple patterns that show texture and movement always photograph beautifully. Typically, heels are great. However, we recommend wearing lower heels or dressy flats if you and your fiancé are of a similar height. If your engagement session is taking place during the fall or winter, bring a coat to wear between locations. Bring a pair of flat, comfortable shoes so that you can walk between locations easily.



HAIR & MAKEUP

First things first: It's important to get your hair and makeup done professionally. Your engagement session presents an excellent opportunity to schedule a trial run with the hair and makeup team you will use on your wedding day, if they happen to be unavailable, consider scheduling a makeup appointment at Sephora (or similar). Let your makeup artist know that you're having your makeup done for a photoshoot—they will need to apply more product than usual for your look to show up on camera. Be sure to bring the lipstick you're wearing with you in case touch-ups are needed during our shoot. Get a manicure both the Bride and Grooms hands will be photographed in the engagements and on the wedding day.

WEDDING DAY

Tips



BEFORE THE CEREMONY

You will need to decide whether you want the photos of you getting dressed prior to the wedding ceremony to be a part of your coverage or not. Keep in mind that if the bride and groom are getting dressed in separate locations that travel and time to get to both needs to be considered in coverage, this is where it would be beneficial to get the second shooter in your package especially if the places where you are getting dressed are far apart. If you do not choose to get the second shooter then keep in mind that it will take more time for the photographer to be in all of these places so factor that in to coverage needed. If you do choose to get these photos it is important to remember to have the area you are getting dressed as photo ready as possible.

Whether this time is part of your coverage or not we usually show up early to get geared up and also snag some detail shots so it's also important to prepare and gather items for this. The rings, bouquets, wedding invitations, jewelry, boutonnieres, shoes, and cufflinks are all gorgeous details that shouldn't be forgotten! It's helpful for your wedding photographer to rely on a bridesmaid, groomsmen or other helper to organize these items, so make sure to keep them close! If you want to do a first look with the father of the bride or groom this would be when we do this so make sure you set aside time and that the father of the bride or groom know to be ready for this.

THE CEREMONY

I always try to attend your rehearsal the night prior to the wedding so I can introduce myself to the rest of your family and bridal party to let them know who to look for in all things photos and just be prepared for lighting, bridal party formations and such during the ceremony. When deciding on a formal religious ceremony, keep in mind that many churches do not allow photography during the vow or ring exchange portions. On many occasions I have been asked to stay towards the back of the church, placed on the balcony or to remain within one area for the entirety of the ceremony. In turn this can place a damper on my creativity but I will always respect the decision of the church. However, if your venue is relaxed in regards to photography, I will be as discreet and respectful as possible while still doing my best to get the essential shots of the ceremony.

THE RECEPTION

Make sure you plan the reception out. I suggest putting all of the important photo moments at the beginning such as first dances, speeches, cake, garter & bouquet toss and so forth. By doing these things first it allows you to relax and enjoy yourself the remaining time. Also know that just because I don't stay until the end of the reception does not take an exit off the table. We can mock the exit with sparklers, bubbles, rice or so forth at the end of my coverage and then you can go back into the party. When looking at the photos no one will know the difference. Remember if you will be travelling from one venue to another to make sure to take the travel time into account. The standard for a wedding reception seems to be an hour and a half to two hours.

THE PARTY

Upon meeting with the DJ, confirm what kind of lights he/she plans on providing. Ensure that laser lighting will not be used as they can cause odd and distracting multi-colored spots over you and your guests. Smash cake in your partner's face! Whisper all the dirty secrets. Get down on the dance floor like no one's watching! Light sparklers and skip under the starlit sky. Pop bottles, take shots (after all the formal photos have been taken, of course), and make faces at your best friends. Enjoy the night and have the most legendary celebration ever! We will also discuss before the wedding whether you would like to sneak out of the reception before I leave especially for evening weddings for a fine art portrait with some fancy lighting, it takes about 5 minutes and most of the time your guests don't even notice.





PRICING

packages



COLLECTION I

- 2 hour Engagement Session
 - Wedding Day Coverage
 - 1 Photographer
 - 2nd Photographer can be added for a \$450 upcharge
 - 4 consecutive hours of coverage
 - 150 Professionally edited images on a personalized USB
 - Online gallery
 - 8x8 layflat album
 - 16x20 canvas print
- \$2,995**

COLLECTION II

- 2 hour Engagement Session
 - Wedding Day Coverage
 - 2 Photographers included in package price
 - 6 consecutive hours of coverage
 - 300 Professionally edited images on a personalized USB
 - Online gallery
 - 10x10 layflat album
 - 24x30 canvas
- \$4,995**

EXTRA HOURS CAN BE ADDED TO ANY PACKAGE FOR \$450 PER HOUR

PAYMENT OPTIONS

YOU HAVE AN OPTION TO PUT HALF DOWN AND THE REMAINING BALANCE IS DUE ONE MONTH PRIOR TO YOUR WEDDING DATE OR YOU CAN 30% DOWN AND THE REMAINING BALANCE CAN BE SPLIT INTO UP TO 4 PAYMENTS HAVING YOU PAID IN FULL ONE MONTH PRIOR TO YOUR WEDDING DATE.

FREQUENTLY *asked questions*

HOW WILL YOU DESCRIBE YOUR PHOTOGRAPHY STYLE?

I like to give my clients the style that fits their personality. I use my creativity to give you a look that is unique to you and never try to put myself in a box by just offering one style. I like very natural shots that capture the action as it happens and the emotion of the moment, so it's lots of fun and not too much posing.

WHAT IF IT RAINS ON OUR OUTDOOR SESSION OR EVENT DATE?

For engagement sessions I will keep in touch a couple of days before the shoot (after consulting the weather forecast) and if it looks like rain we can reschedule. As far as the wedding day, I always encourage my clients to have a weather back up plan, I always come equip with clear umbrellas so that all of your formal portraits don't necessarily have to be inside if bad weather does arise, Remember rain is a sign of good luck on your wedding day and if it is raining it is also part of what your day consisted of so why not incorporate it.

DO YOU TAKE ANY TRADITIONAL POSED SHOTS?

Yes, I will spend some time taking some relaxed portraits of you your bridal party and your family, as this can be an important record for you too. But I spend more time letting the action happen naturally and capturing the moments as they unfold.

HOW DO I VIEW THE PHOTOS AFTER THE SESSION?

I try to give the couple a sneak peek with in the first 2-3 after their engagement session and wedding. 2-3 weeks after your engagement session and 2 months after your wedding day your edited images will be available for viewing in a private online gallery. We can also arrange to meet at my in home office where you can choose your complimentary print and add on any extra printing you would like to have.

HOW DO I BOOK!

After looking over this packet you can book your wedding date with Taylormade by setting up a zoom meeting in the link provided in this initial email. At this meeting we will discuss any questions you have, what coverage you would like to purchase and your payment options. I will then send you a Taylormade Booking Bundle which includes a Quote, Contract and Invoice. Once the quote, contract and deposit are complete you are all set!





Get in touch

I know all of this is a lot to think about. I created this guide to help make your wedding day experience something you will look back fondly on for years and years to come. At the end of the day, though, the location you choose and the outfits you select won't matter nearly as much as the memories you make together. Your future memories are the most important thing to me and I want your day to be a time for you to just be yourselves and enjoy it! No matter what you choose to do make sure you find "your person", that person that sees your vision and you feel comfortable can execute it, because the reality is after all the flowers are wilted, the food is gone, the venue is no longer accessible and the dress is tucked away for safe keeping, all you have left are the photographs, so invest in your photos!! Of all the photographers around and there are a lot, you choose to inquire with Taylormade for your big day and we are so honored to be considered.

We look forward to making those memories of your day that feel as if they are tailored just for YOU!

With love,

Jesse