



A HOW-TO GUIDE

Eloping in Hawaii Guide: Your Comprehensive Resource for a Dream Island Elopement

@heatherandersonphotography



NICE TO MEET YOU!

Hi! I'm Elopement Photogrpaher

Aloha and welcome to your guide for eloping in Hawaii, where your dreams of a picturesque, intimate wedding will come to life. My name is [Your Name], and I'm an experienced elopement photographer who has been lucky enough to capture countless couples as they celebrate their love against some of the world's most breathtaking backdrops.


Having witnessed and contributed to many beautiful elopement stories, I believe in the profound intimacy and endless adventure that such celebrations bring. I'm passionate about helping couples like you turn their dreams of a destination elopement into a seamless reality.

As someone who's well-acquainted with the magic that the Hawaiian Islands offer, I've compiled this guide to make your planning process as smooth as possible. Here, you'll find everything you need to know about eloping in Hawaii, from understanding the legal requirements to choosing the most idyllic locations for your ceremony.

It's my hope that this guide will make your journey to saying "I do" in this paradise an unforgettable one. So let's embark on this adventure together, planning an elopement that's as unique and beautiful as your love story.

With love and aloha,

- Heather



ALOHA

Aloha, adventurous couples! If you're considering an elopement in the gorgeous Hawaiian Islands, you've made a great choice. With stunning landscapes, perfect weather, and a laid-back vibe, Hawaii is indeed a dream elopement destination. This comprehensive guide will walk you through everything you need to know about planning your Hawaiian elopement, from legal requirements to choosing the best locations.



Legal Requirements:

To get married in Hawaii, you'll need to obtain a marriage license from the State Department of Health. Both parties must appear in person before a marriage license agent, bring valid identification, and pay a small license fee. There are no residency or citizenship requirements to get married in Hawaii, and there is no waiting period. The license is valid for 30 days. More details can be found on the [Hawaii Department of Health's website](#).

Choosing the right Island:

Each Hawaiian island offers something unique. Oahu is known for its iconic beaches and vibrant nightlife. Maui offers beautiful beaches, luxury resorts, and the famous Road to Hana. Kauai, known as the "Garden Isle," boasts lush landscapes and hidden beaches. The Big Island has everything from active volcanoes to coffee farms. Research each island and decide which one aligns with your dream vision for your elopement.

Locations:

- Oahu: Waimea Bay, Makapu'u Lookout, Lanikai Beach
- Maui: Kapalua Bay Beach, Haleakala National Park, Iao Valley
- Kauai: Hanalei Bay, Waimea Canyon, Na Pali Coast
- Big Island: Punalu'u Black Sand Beach, Waipio Valley, Hawaii Volcanoes National Park

I work with each of my couples to find the perfect location for YOU!!

Best Time To Elope:

Hawaii enjoys pleasant weather year-round, but the best times to elope would be during April-May (spring) and September-October (fall) to avoid the busy tourist season and enjoy mild weather.

I will be there for a wedding in March and I am waiving all travel fees if you come while I am there.

Accommodations:

Hawaii offers a wide range of accommodations to fit all budgets, from luxury resorts to quaint bed-and-breakfasts and vacation rentals. I help all my couples find the perfect lodging.

Make the most of your time in Hawaii by exploring the islands' stunning natural beauty, unique culture, and delicious cuisine.

Final Thoughts:

Eloping in Hawaii is a magical experience that offers you a beautiful backdrop to say "I do."

Plan well, make the most of the resources available, and embark on this exciting journey to start your marital bliss in paradise.

Remember, at the heart of it all is your love story, which is the most important thing to celebrate.

I help my couples plan every detail and I will be there every step of the way.

Aloha, and happy planning!

****Hawaii Elopement Planning Checklist****

****Decide on the Island**:**

- Research each Hawaiian Island.
- Choose the island that suits your vision and preferences.

****Choose Your Date**:**

- Select your elopement date.
- Check the typical weather for that time of year.

****Legal Requirements**:**

- Understand the legal requirements for getting married in Hawaii.
- Arrange the necessary documents.

****Marriage License**:**

- Plan your visit to the marriage license agent once you arrive in Hawaii.
- Pay the marriage license fee.

****Elopement Location**:**

- Research possible elopement locations on your chosen island.
- Confirm any permits or reservations needed for your chosen location.

****Photographer**:**

- Research elopement photographers.
- Book your photographer (remember our special deal for March 8th, 2024!)

****Other Vendors (Optional)**:**

- Consider if you'll need other vendors (florist, hair and makeup, etc.)
- Research and book necessary vendors.

****Accommodations**:**

- Decide on your lodging preferences.
- Research potential accommodations.
- Book your accommodation.

****Travel Arrangements**:**

- Look for the best flight deals.
- Consider car rental for convenience during your stay.
- Book your flights and car rental.

****Pack Your Bags**:**

- Pack appropriate clothing for the Hawaiian weather and your activities.
- Don't forget essentials like your attire for the elopement ceremony.

****Enjoy Your Hawaiian Elopement**:**

- Arrive in Hawaii.
- Pick up your marriage license.
- Meet with vendors (if necessary).
- Enjoy your elopement day!
- Explore and enjoy your time in Hawaii.

This checklist will help you stay organized and ensure you've covered all the important aspects of planning your elopement in Hawaii. Happy planning!

@heatherandersonphotography

[Book your free consult call](#)

