



JENNIFER
capturing your
love story
GLEN

The Ultimate Edinburgh Wedding Photography Guide

Welcome

Congratulations on your engagement and thank you so much for downloading this little guide! I hope it helps you plan your dream day.

Jen x

Capturing Your Love Story in Scotland's Most Beautiful City

Modern, romantic, and storytelling-driven wedding photography. I'll be your calm when you need it, your hype girl when the moment calls, and a friend by your side capturing timeless, authentic images of your day.

Whether you're planning an intimate elopement or a grand celebration, this guide will help you make the most of your Edinburgh wedding photography experience.



Choosing the Right Wedding Photographer

Your wedding photos will be one of the few lasting memories from your big day, so choosing the right photographer is key. Here's what to consider:

- *Photography Style* – Do you love documentary-style storytelling, editorial portraits, or a mix of both?
- *Experience* – Look for someone who has photographed in different lighting conditions and can adapt to any setting.
- *Connection* – You'll spend a lot of time with your photographer, so choose someone you feel comfortable with.



Top Edinburgh Wedding Venues for Photography

Edinburgh is home to some of the most breathtaking wedding venues, each offering its own unique charm. Here are my top picks:

Gosford House

A magnificent neoclassical mansion with breathtaking interiors and expansive grounds, ideal for a luxurious wedding.

The Virgin Hotel

A luxurious, modern venue in the heart of Edinburgh with sleek interiors and a stylish rooftop space overlooking the castle. Ideal for couples who love contemporary design with a touch of opulence.

The Scotsman Hotel

Blending classic Edinburgh grandeur with contemporary luxury, The Scotsman offers elegant rooms, sweeping staircases, and rich, atmospheric lighting—perfect for couples who want a romantic city wedding with character.

Carlowrie Castle

A luxurious, modern castle venue just outside Edinburgh, offering beautiful interiors, stunning gardens, and fairytale backdrops.

City Chambers

An elegant, historic venue perfect for intimate weddings or elopements. Its stunning stone architecture, beautiful interiors, and central location offer an intimate atmosphere for smaller celebrations.

The Royal College of Physicians

A hidden architectural gem featuring grand halls, elegant staircases, and period details, providing a timeless and sophisticated setting.

Broxmouth Courtyard

A stylish East Lothian venue blending rustic charm with modern elegance. With its characterful courtyard, romantic grounds, and chic interiors, it offers a relaxed yet luxurious backdrop for your day.

The Edinburgh Grand


A chic city-centre venue combining historic grandeur with contemporary style. Its sweeping staircases, elegant suites, and iconic architecture make it perfect for a modern, editorial celebration.

Gleneagles Townhouse

A luxurious city venue in the heart of Edinburgh, offering grand interiors, opulent design, and a refined atmosphere. Perfect for couples looking for a timeless yet contemporary setting with a touch of glamour.

The Signet Library

A grand, elegant venue in Edinburgh's Old Town, featuring stunning neoclassical architecture and candlelit charm—perfect for an elegant, timeless wedding.





THE EDINBURGH CLUB

42

42

THE EDINBURGH CLUB

THE EDINBURGH CLUB



10 Things to Help You Plan Your Wedding from the Start

Planning a wedding is exciting, but it can feel overwhelming when you're just starting. Here are some practical, positive tips to help you stay organised and enjoy the journey:

Decide what matters most

Before booking anything, discuss what's most important to you—venue, photography, food, or guest experience. Prioritising helps guide decisions and budgeting.

Set a realistic budget

Include a 10-15% buffer for unexpected costs. Little extras can quickly add up.

Book key suppliers early

Popular venues, photographers, and planners book up fast, often 12-18 months in advance for peak dates.

Attend wedding open days

Open days let you see venues fully styled, gather ideas, and meet trusted suppliers.

Choose a venue that fits your vision

Your venue sets the tone, so carefully consider its style, atmosphere, and how it aligns with your photography and overall feel.

Think about lighting

Consider natural light for your ceremony and softer evening lighting such as candles or fairy lights.

Keep your day simple

Avoid overloading your schedule. A relaxed pace ensures you'll fully enjoy each moment.

Have a backup plan for weather

If planning outdoor elements, make sure your venue offers an appealing indoor alternative.

Keep guests informed

A detailed wedding website or invitation will minimise last-minute questions about transport, accommodation, and dress code.

Take breaks from wedding planning

Schedule regular date nights where wedding talk is off-limits, this helps keep the process enjoyable.



Wedding Planning Tips No One Tells You About

You'll Want a Moment Alone After the Ceremony

Your wedding day will fly by. After saying “I do,” take 5-10 minutes alone together before diving into the celebrations. It's a perfect way to pause, take it all in, and have a quiet moment as newlyweds.

Your Dress Will Get a Bit Dirty (and That's Okay!)

Especially if you're having outdoor portraits. A little dust or marks on the train won't show in photos, so don't stress. It's a sign you've truly enjoyed your day.

The Best Couple Portraits Happen When You're Not Overthinking

If you're not used to being in front of the camera, don't worry—I'll guide you in a way that feels natural and effortless. The best photos happen when you're simply enjoying the moment rather than thinking about how you look.

Your Wedding Morning Sets the Tone for the Whole Day

A calm, relaxed morning makes all the difference. Plan plenty of time for breakfast, getting ready, and a few deep breaths before the big moments begin.

You Won't Get to Talk to Everyone—And That's Okay

With so many guests, it's impossible to have long conversations with everyone. Focus on enjoying the day, and know that guests understand. A good approach is to eat your meal and then make your rounds rather than feeling like you need to greet everyone before dinner.

Something Will Run Late—And No One Will Notice

Timings shift, little things might not go exactly to plan, and that's completely normal. No one will notice if speeches start 10 minutes late or if the first dance happens slightly later than planned. Go with the flow and enjoy the moment.

Choose Confetti That Looks Beautiful in Photos

Confetti shots are magical, but not all confetti works well in photos. Larger paper confetti or biodegradable petals float beautifully in the air, whereas dried flower petals can drop too quickly and may not create the effect you want. If your venue allows it, opt for light-coloured confetti for the best visual impact.

Shoes Matter More Than You Think

Your wedding shoes should be comfortable enough to wear all day. If you're walking outdoors for photos, consider heel stoppers or a second pair of flat shoes to change into later. You'll thank yourself by the evening!

Family Photos Take Longer Than You Expect

Even with a list, rounding up guests takes time. To keep things running smoothly, nominate a family member or friend who knows both sides of the family to help. This way, no one goes missing when it's time for group shots.

Your Wedding Should Feel Like You

Forget traditions that don't feel right—this is your day, your way. Whether it's an intimate elopement, a relaxed outdoor gathering, or a grand celebration, the best weddings are the ones that reflect your personalities and love story.





Iconic Edinburgh Locations for Wedding Photos

In addition to your venue, Edinburgh offers stunning backdrops for wedding portraits. Here are my top picks for beautiful, memorable shots:

The Vennel

This stylish bar and restaurant in Edinburgh is a hidden gem for couples who love a modern, intimate setting with a warm, romantic atmosphere.

Victoria Street

One of Edinburgh's most iconic streets, with its colorful buildings and winding charm—perfect for fun, lively, and editorial-style shots.

Arthur's Seat & Holyrood Park

For couples who want breathtaking landscapes, a short walk up Holyrood Park offers sweeping city views and epic natural backdrops.

📍 Calton Hill – The perfect mix of classical architecture and panoramic city views, offering a grand yet effortless look.

📍 The Royal Mile – With its historic closes, gothic details, and old-world charm, this location is ideal for timeless and atmospheric wedding portraits.

📍 Circus Lane – A dreamy, quiet cobbled street lined with ivy-covered mews houses, offering a softer, romantic feel for intimate portraits.

📍 Dean Village – A hidden oasis in the city, with a fairytale-like riverside setting, historic stone bridges, and beautiful greenery.

📍 Parliament Square – A striking backdrop in Edinburgh's Old Town, with grand stone archways and historic architecture, adding a classic and elegant feel.

📍 Ross Fountain, Princes Street Gardens – A beautifully restored Victorian fountain with Edinburgh Castle towering behind, making it a perfect mix of romance and grandeur.



Tips for Relaxed, Natural Wedding Photography


Feeling camera-shy? Don't worry—most of my couples say they aren't used to being photographed! Here are my tips for beautiful, stress-free wedding photos:


- ✓ Be Present – Focus on each other, not the camera. The best moments happen when you're simply enjoying your day.
- ✓ Trust Your Photographer – I'll guide you when needed but mostly let moments unfold naturally. You don't need to “pose” for beautiful photos!
- ✓ Schedule Time for Couple Portraits – A 15-20 minute session at golden hour creates stunning, intimate images without feeling rushed.
- ✓ Consider a First Look – Seeing each other before the ceremony can be a special, private moment—and it helps calm any nerves.
- ✓ Embrace the Weather – Rain, wind, or sunshine—Edinburgh's beauty shines in every condition! I always come prepared with clear umbrellas and creative ideas.





What to Expect When Working With Me

From your first inquiry to the final delivery of your wedding gallery, my goal is to make the experience effortless and enjoyable. Here's what my process looks like:

 Booking & Consultation – We'll chat about your plans, your vision, and how I can make your wedding photography experience stress-free.

 Pre-Wedding Planning – I'll help craft the perfect timeline for relaxed, natural photography, ensuring every moment is beautifully captured.

 On the Day – Think of me as part photographer, part hype girl, part bestie. I'll capture the big emotions, the quiet in-betweens, and create those timeless, artistic portraits, all while making sure you feel completely comfortable and confident.

 Gallery Delivery – You'll receive a preview shortly after your wedding, with the full gallery delivered within 8 weeks.



Ready to Capture Your Love Story in Edinburgh?

I'd love to hear all about your wedding plans! If you're looking for a photographer who blends natural storytelling with artistic, editorial-style photography, let's chat.



Get in Touch –

<https://jenniferglenphotography.com/contact>