

GET THE MOST OUT
OF YOUR WEDDING

Photography



Richelle Lynne Photography, LLC
www.richellelynnphotography.com



hey there

I started this photography business because it combined my two passions. Creating memories and capturing once in a life time moments. As an added bonus I get to meet so many people that I fall head over heels for as their photographer. It is an absolute honor getting to tell their unique story.

As a photographer, my hope is that we come out of our experience together as friends beyond business! I love sharing in your real and authentic moments and creating a space where you can truly be “you”. When there is a camera in my hand, I am observing how to best capture you as your true self — all the epic stories, laughs, and special memories so you can look back upon them and feel how you did in the moment.

My goal is to focus on capturing your story while making sure that your day reflects the authenticity of you as a couple. I am fully here for you. I wish I would’ve had someone telling me how to get the most out of my wedding photography so, I created this little guide to help you. It includes:

- ◆ Wedding photography trends ◆ Tips to get the most out of your wedding photography
- ◆ Family portrait list guide ◆ My “don’t forget me” list ◆ Engagement session advice
- ◆ Example timeline ◆ Detail Photo Item List ◆ and so much more!

I can’t wait for you to read it and get some tips and tricks for your wedding day! Please don’t hesitate to contact me with any and all things, I always love to hear from you!

xo xo Richelle

WHAT TO EXPECT *my style*

In essence, I use a mixture of prompts and a handful of poses along with simply observing the day through my camera. I don't dictate and I am not a fan of fake photos, but I observe so I am able to cover events as they happen as well as setting a scene for real emotions. I photograph your day as it naturally unfolds, capturing real moments and creating a timeless record of your day.

Making sure you feel comfortable and that you have space to connect with your wedding and the people involved on a personal level is hugely important in creating images that will hold meaning to you.



Editing Style

When it comes to editing, I want your photos as timeless as possible, I don't want you to look back at your wedding album in 10 years and see a trend that went out of style. I want you to feel how you felt in the moment the picture was taken. I make sure to enhance the images to pull out the emotions that were there. I make sure any edits made do not change how the moment felt.



WEDDING

photography

LEARN HOW TO FEEL MORE
COMFORTABLE IN FRONT OF THE
CAMERA. I'LL GIVE YOU TIPS BELOW!

The most important wedding photos are the ones that help you remember the important moments. I want you to be able to enjoy being with the people from your wedding day. Instead of trying to nail everything on a huge shot list, focus on what's important to you about your wedding and your particular needs as a couple.

Getting into marriage is a HUGE milestone in a person's life. These are special once in a life time moments and you want to preserve these memories to have and to hold all your days. Wedding photographers are the ones who can help make those moments last forever.

Your relationship with your photographer affects your photos. Not only will you remember the person who made your photos as you look at them, but you're letting them into a really intimate time of your lives, and that's some vulnerable space! If we truly click, like you would honestly go hangout and grab some coffee with your photographer, your photos are going to show that.

You'll feel more comfortable, and be able to collaborate together to make authentic images. Your guests will feel it, too. If your wedding photographer feels like part of the inner circle, your loved ones will also be able to relax a little more. And that means honest, authentic photos of your day.

You know how the BEST photos happen? It's when a couple says, "We totally trust you! We are up for anything!" When you choose an experienced wedding photographer whose style you love and you trust them to make it happen, You're able to relax and your photographs will be exactly what you are dreaming of. Period.





There is a reason why weddings are commonly referred to as the most exciting and wonderful day of our lives. After all, it is an event that celebrates the union of two people in a lifelong commitment to each other.

It is a day that brings family and friends together to support and celebrate the couple. It is also a day of joy and anticipation of the future, and a reminder of the importance of love.

The anticipation of getting ready for your big day. The heart-racing joy of walking down the aisle. The emotional exhilaration of saying "I do" - it's an unforgettable experience that will stay with you for a lifetime.

There's so much to love about weddings - and my goal is to make sure you love every minute of it, including your photography. Capturing these precious moments and preserving them for a lifetime is at the heart of what I do.

I want the photography portion of your wedding day to also feel like creating a memory, not just capturing one.

Before the big day, we'll do a call to discuss what you like, and what is most important to you. That way, I know all the details and can make it happen and you get to live in the moment knowing everything is covered.



PHOTOGRAPHY TRENDS



Candid Moments

The days of the overly posed wedding photo may be behind us. I have noted that those in-between images from the day, where natural joy and emotion shine through, are many of my clients favorites. I'm thrilled to see clients letting go of overly staged Pinterest moments and embracing candid, imperfect, authentic imagery that really captures the spirit of their day.

Film Photography

While digital photography remains a staple for wedding photographers, I love adding in the classic and timeless look of 35mm film. The unfiltered storytelling reminds me why I fell in love with photographing weddings in the first place. It's real and pulls out emotions. You will find yourself stopping to look at a film photo and appreciating how it feels when maybe the same image in digital would have been forgotten.



Day After Sessions

More and more couples are booking day after sessions. This allows them to enjoy their wedding day and have their day of photos all documentary in the moment candids. The day after they kick off marriage with posed couples photos. This gives you more time with wedding guests and a chance to be completely fresh for couples portraits. (and who doesn't want an excuse to put their wedding dress back on?)



Elevated Photo Sets


More couples are looking to elevate the experience with beautiful drapery and décor to enhance and elevate the experience. I see more couples booking studio session time in their wedding day. I also expect to see more "interactive 'set' photo booths that guests can enjoy at receptions with more of a editorial style than the iPad set up we have seen in the past.



WEDDING TIPS *photography*

I know exactly what you are looking for from your wedding day. An incredible celebration, that is memorable and of course, stress-free. But also amazing wedding photos that will last the test of time and allow you to relive said incredible memories.

Is it possible to have a fusion of amazing photography and a relaxed, fun day without feeling like you are in a photo shoot as a bride or groom? You bet it is.



In all the world, there is

no heart for me like yours.

In all the world, there is

no love for you like mine."



MAKING YOUR TIMELINE

Creating a timeline of the day's events and sharing it with your vendors and bridal party is essential to make sure all of you are well-prepared for the day.

It's a good idea to allow a little extra time between transitions or location changes. Things like going from the ceremony to the reception can take longer than expected on the chance that things are running behind schedule.

I like to suggest starting with your ceremony start to work down until the night ends and then backwards until you get to hair and make up. If you are struggling, always feel free to ask your vendors!



CREATE A LIST OF FAMILY MEMBERS

Make sure that you get a list of family photo groups made. The list should have names of all people in the portraits. It will call out names to keep this portion of the day smooth. I have later in this guide a template to help you.

Let all close family members know that you want them to head to the location for photos immediately following the ceremony, unless you are doing family photos earlier. Tell your family to arrive 15 minutes before you actually want them to in case anyone is late. For family portraits. Sometimes family members (yes, even close ones like grandparents) forget or don't realize they need to stay for the family portraits. It takes time to gather lost family members and is much easier when they all know prior to the wedding day.



GATHER ITEMS FOR DETAIL SHOTS

The rings, bouquets, wedding invitations, jewelry, boutonnieres, shoes, and cufflinks are all gorgeous details that shouldn't be forgotten! It's helpful for your wedding photographer to rely on a wedding party member or other helper to organize these items, so make sure to keep them close! I also have an attached ideas list in this guide.

Don't limit yourself to this list, though! If you have any items that are meaningful to your relationship (such as love letters, keepsakes/tokens, souvenirs, etc..) those make wonderful additions to your detail photos. You can also think outside the box! The more time you leave for me in your timeline for details, the better the pictures!



CREATE A SHOT LIST FOR YOUR PHOTOGRAPHER

You've hired your dream photographer, and it is definitely within their expertise to make sure every moment of the day is captured. That being said, it is a great idea to put together a shot list so that they make sure that the two of you are able to check off the essentials. It is also so helpful for me to have more of your vision on what you want for your images.

Pinterest and Instagram are great tools. While we want to tell YOUR unique love story feel free to send me over anything that really sticks out to you or an example image of something you really want to see in your gallery.

ALLOW YOUR PHOTOGRAPHER TO GUIDE YOU


Allow your wedding photographer to gently guide you towards natural light and direction that will make you look and feel your best. I'm always open and gladly welcome creative suggestions from you, but I also might suggest otherwise if I see that perhaps the shadows from a nearby tree might not be your best compliment in a particular location.

I find engagement sessions will help us get to know each other even better and help me learn just how to pose you so day of I can quickly help you to be comfortable enough to create some memories and have you used to moving and posing with your partner before the big day.

ENJOY THE NIGHT AND HAVE SOME FUN!

Don't forget why everyone showed up. Breathe, relax, and stay focused on each other. Do what is right for you two. It is so easy to start thinking of everyone else but you are the guest of honor. Customize your wedding to your love story and what the both of you want. Sit back and admire all of the hard work that you (and your loving family/friends) have put into your day. Soak it all in. The best is yet to come!





GUIDE FOR FAMILY PORTRAITS LIST

I often hear that the most stressful part of a wedding day is family portraits. It can be a lot to manage getting everyone ready to go for their photo and to make sure no one wonders off. I want you to receive all the pictures you hope to have on your wedding day! Here is a guide for you to help you think through each portrait you would like taken for your family formals. Please take the number of portraits into account when scheduling out time. Below is my foundational formals list as a start to help you think through the needs of your family portraits. This part of your day will go much smoother if you kindly include the first name of each family member alongside their relation to you. For example: Mom (Sarah), Step-Dad (Tom). Once this list is complete share it with your photographer and with each family member so they can expect how many photos they are in and when exactly they need to be ready for their formal portrait.

BRIDES IMMEDIATE FAMILY

Couple with Parents, Siblings, & Grandparents
Couple with Parents & Siblings
Couple with Parents
Couple with Parents
With Mom
With Dad

GROOMS IMMEDIATE FAMILY

Couple with Parents, Siblings, & Grandparents
Couple with Parents & Siblings
Couple with Parents
Couple with Parents
With Mom
With Dad

COMBINED

Couple + Both Immediate Families
Couple + Both Sets of Parents





DON'T FORGET ME *list*

It is SO easy to forget a few things so here is a checklist to help you make sure you didn't forget to pack something up or cross of a last minute to do. Some of these may seem obvious but they make the list because I have seen these things forgotten time and time again!



- ◆ Marriage license and when to sign it
- ◆ Emergency kit: things like bandaids and a mini sewing kit
- ◆ Appropriate undergarments
- ◆ Breakfast, lunch and hydration
- ◆ Wedding Rings
- ◆ Family heirlooms or keepsakes
- ◆ Wedding vows or speeches
- ◆ Comfortable shoes for dancing
- ◆ Wedding day transportation
- ◆ Wedding shoes and veil
- ◆ Ask your coordinator to pack you leftovers
- ◆ Someone handling gifts and cards at the end of the night
- ◆ Any rentals that need returned (ex. grooms tux)
- ◆ Someone to mail your bouquet if it is being preserved
- ◆ Who is cutting the cake for guests
- ◆ Saving the top tier of your cake if you want to freeze it
- ◆ Who is getting your "get away" car ready
- ◆ most importantly: TO HAVE FUN!



DETAILS FOR FLATLAY *images*

I love a detailed flat lay image. With a few personal items it can tell a powerful story. These images create deep meaning in a photo gallery and preserve items that may not last forever otherwise. Below is a helpful list of a few item ideas to set aside for your photographer. I love to see brides hand me a box full of these things on a wedding day.

- ◆Veil or Hair Accessories
- ◆Bridal Shoes
- ◆Bridal Jewelry
- ◆Bouquet
- ◆Extra loose flowers from your florist
- ◆Family heirlooms or keepsakes
- ◆Vow books
- ◆Invitations and Stationery
- ◆Handwritten letters
- ◆Ring Box
- ◆Perfume Bottle
- ◆Wedding Program
- ◆Ring Dish or Tray
- ◆Special Gifts or Mementos
- ◆Ribbons

Make sure to ask your photographer if they have anything they bring along before you buy items for these photos. I bring a bag on a wedding day with me that has in it:

- ◆ a vintage hanger ◆ different colors ring dishes
- ◆ different colors of ribbon ◆ Vintage wax seal
- ◆ Vintage stamps ◆ different ring boxes
- ◆ a bunch of other fun things!



ENGAGEMENT

Session advice

WEAR SOMETHING COMFORTABLE

This is by far one of the most important tips I can give you. Choosing outfits that make you feel like a million bucks is key. If you purchase something new, take it out for a test run. You also want to think about how it'll photograph during your session. Make sure you feel like yourself in what you're wearing.

Your outfits can go together but avoid wearing clothes that are matching exactly or the colors will mesh into one! Avoid bright colors like neons and reds as well as super busy patterns because they attract the eye and pull focus away from your faces and the most important thing in the photos...which is you two! Neutrals aren't a must but can help make your photos more versatile in how/where you use them.

You can bring multiple outfits to wear and do a change during the session so, don't put too much pressure on one outfit being perfect! Make sure you can move around comfortably in at least one of the outfits you bring. I recommend saving that one for last. It will help you feel relaxed and to be able to move around freely.

Pinterest boards are such a great tool. Look up some outfit inspo and make a board of anything you like. Compare the outfits and figure out what you like about each of them. It will help you narrow down exactly what you want to go for!



TAKE YOUR ENGAGEMENT PHOTOS IN A PLACE THAT YOU LOVE

I encourage couples to go to places they love. This could be the place where you first met, a cafe or brewery, or perhaps in your own home. Your story is unique, and your photos should reflect that. This is the perfect opportunity to visit a place or two that might be hard to visit on your wedding day. I also love when couples incorporate a date or something that has meaning to them, like an arcade or a their favorite sushi spot!



SCHEDULE THE SESSION AROUND THE SUN

You may be familiar with the term “golden hour” aka the beautiful time of day just before the sun sets. This is when you want to shoot if you’re looking for that warm light in your photos. I will help you plan ahead of time to find out when sunset is to ensure that we have plenty of time to shoot before the light is gone.

The early afternoon may sound like a good time for photos schedule-wise, but keep in mind that the light is much harsher at this time because the sun is directly overhead aka harsh shadows in your face. Early morning light can also be magical, so if you’re a morning person, consider getting to your first location just as the sun starts to rise.

WEDDING

Timeline example

Remember, every wedding is different —
these are just suggestions



10:30 A.M. - PHOTOGRAPHER ARRIVES

11 P.M. - 12 P.M. - GETTING READY

- BRIDE AND BRIDAL PARTY GETTING HAIR AND MAKEUP DONE
- BRIDE GETTING DRESSED WITH ASSISTANCE
- GROOM AND GROOMSMEN GETTING READY
- GROOM'S MOTHER ATTACHING BOUTONNIERE

12 P.M. - 1 2:45 P.M. - DETAIL SHOTS

- INVITATION AND PROGRAM
- WEDDING RINGS
- WEDDING DRESS (HANGING AND CLOSEUPS)
- BRIDESMAID DRESSES
- FLOWERS (E.G. BOUQUETS, BOUTONNIERES, CORSAGES, FLOWER GIRL BASKET, ETC.)
- VENUE PHOTOS (INTERIOR AND EXTERIOR, WIDE AND DETAILS)

1 P.M. - 2:00 P.M. - FIRST LOOK

- WEDDING PARTY REACTIONS AND INTERACTIONS
- BRIDE PORTRAITS (INCLUDING BACK OF WEDDING DRESS)
- FIRST LOOK BETWEEN COUPLE

2:15 P.M. - 2:45 P.M. - WEDDING PARTY

- WHOLE GROUP
- ONE SIDE OF WEDDING PARTY WITH COUPLE
- BRIDE/GROOM WITH THEIR SIDE OF WEDDING PARTY
- BRIDE/GROOM WITH PARTNER'S SIDE OF WEDDING PARTY
- OTHER SIDE OF WEDDING PARTY WITH COUPLE
- PARTNER WITH BRIDE/GROOM'S SIDE OF WEDDING PARTY
- PARTNER WITH THEIR SIDE OF WEDDING PARTY



4:30 P.M. - 5:00 P.M. – CEREMONY

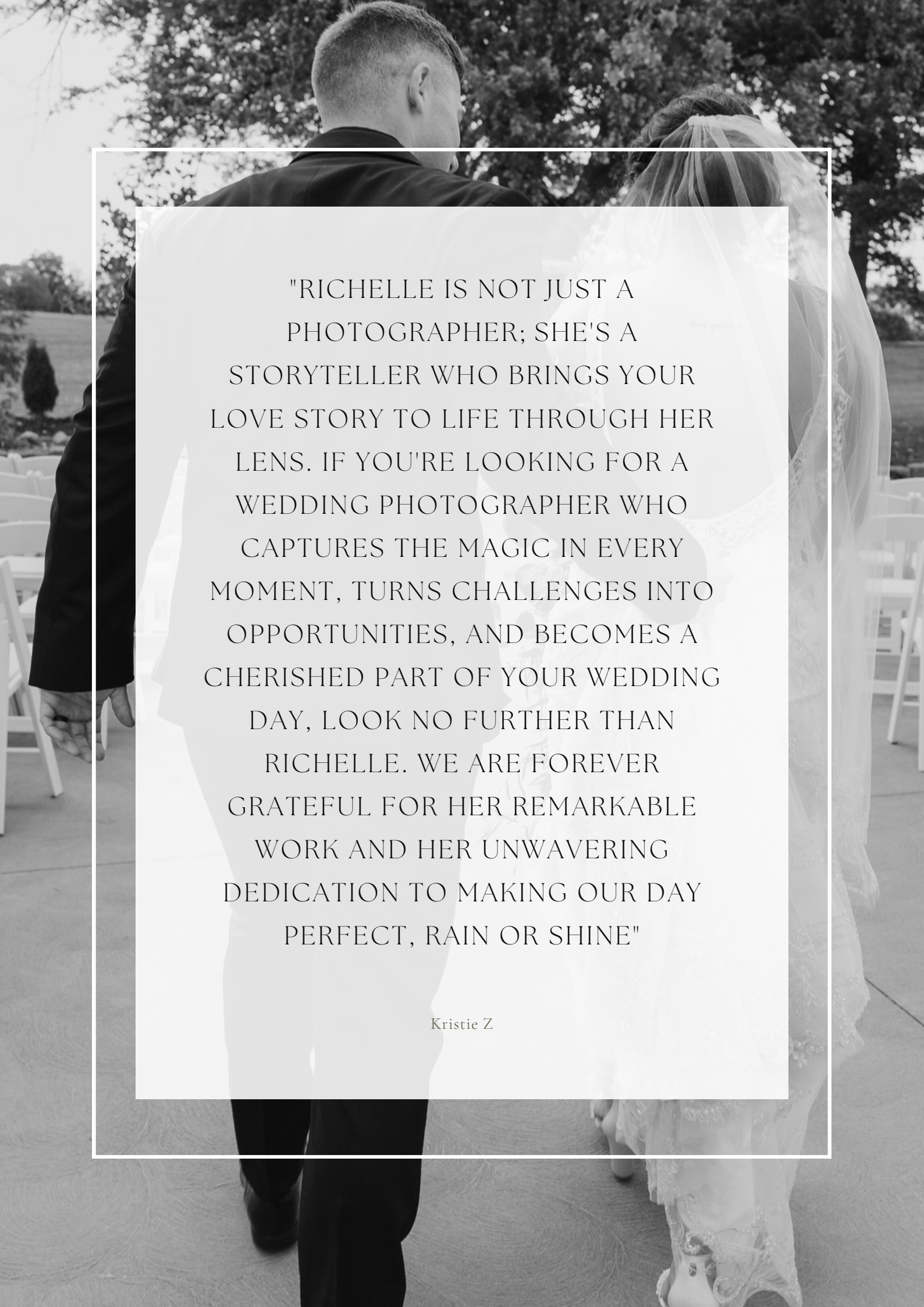
- GUESTS ARRIVING AND SEATED
- WIDE VIEW OF GUESTS FROM THE ALTAR
- GROOM AND GROOMSMAN ARRIVING AND WAITING
- PARENTS AND FAMILY ARRIVING AND SEATED
- BRIDAL PARTY ENTRANCE
- RING BEARERS AND FLOWER GIRLS
- BRIDE WALKING DOWN THE AISLE AND GROOM'S REACTION
- BRIDE BEING GIVEN AWAY
- OFFICIANT PERFORMING THE CEREMONY
- EXCHANGING OF VOWS
- EXCHANGING OF RINGS
- FIRST KISS
- WEDDING PARTY, FAMILY, AND GUEST REACTIONS
- INTRODUCTION OF THE NEWLY MARRIED COUPLE
- RECESSIONAL
- PETAL/CONFETTI/RICE TOSS
- SIGNING THE MARRIAGE LICENSE WITH THE OFFICIANT

5:10 P.M. - 6:15 P.M. – COCKTAIL HOUR

- COUPLE WITH BRIDE/GROOM'S PARENTS
- COUPLE WITH BRIDE/GROOM'S PARENTS AND SIBLINGS
- COUPLE WITH BRIDE/GROOM'S PARENTS, SIBLINGS AND GRANDPARENTS
- BRIDE/GROOM WITH PARENTS
- BRIDE/GROOM WITH EACH PARENT INDIVIDUALLY
- COUPLE WITH BOTH SETS OF PARENTS
- COUPLE WITH PARTNER'S PARENTS
- COUPLE WITH PARTNER'S PARENTS AND SIBLINGS
- COUPLE WITH PARTNERS PARENTS, SIBLINGS, AND GRANDPARENTS
- PARTNER WITH PARENTS
- PARTNER WITH EACH PARENT INDIVIDUALLY

6:30 P.M. - WEDDING RECEPTION

- COUPLE'S GRAND ENTRANCE
- BRIDAL PARTY ENTRANCE
- FIRST DANCE
- GUEST TABLE PHOTOS
- GUEST ON THE DANCE FLOOR
- PARENT DANCES
- TOASTS AND SPEECHES
- NEWLYWEDS AT THE BRIDAL TABLE
- NEWLYWEDS VISITING GUEST TABLES
- CANDID PHOTOS OF THE GUESTS
- FATHER/DAUGHTER AND MOTHER/SON DANCES
- DANCING ON THE DANCE FLOOR
- THE DJ, MUSICIAN, OR BAND PERFORMING
- BOUQUET/GARTER TOSS
- CAKE CUTTING
- LAST DANCE
- SEND-OFF



"RICHELLE IS NOT JUST A
PHOTOGRAPHER; SHE'S A
STORYTELLER WHO BRINGS YOUR
LOVE STORY TO LIFE THROUGH HER
LENS. IF YOU'RE LOOKING FOR A
WEDDING PHOTOGRAPHER WHO
CAPTURES THE MAGIC IN EVERY
MOMENT, TURNS CHALLENGES INTO
OPPORTUNITIES, AND BECOMES A
CHERISHED PART OF YOUR WEDDING
DAY, LOOK NO FURTHER THAN
RICHELLE. WE ARE FOREVER
GRATEFUL FOR HER REMARKABLE
WORK AND HER UNWAVERING
DEDICATION TO MAKING OUR DAY
PERFECT, RAIN OR SHINE"

Kristie Z