

20% MORE CONTENT
in iPad version

WIN A
bed

SHOP LOCAL
with Jane Lockhart

CLOSET
space-savers

HOW-TO
stay on-trend

AVOID THESE
cooking mistakes!

CANADIAN HOME trends

CanadianHomeTrends.com

73⁺ REAL LIFE trends

renovations!
everything you need to know

TREND ALERT!

BLACK is the
NEW NEUTRAL

**BEST
DESIGN
APPS!**

DISPLAY UNTIL **APRIL 15, 2016**

WINTER 2016 \$5.50



PM 41438018



Watch us on TV! Listings
at MarcAndMandy.com



RS HOMES

Celebrating 32 Years of Success In Custom Home Building

info@rshomes.ca

23 Lesmill Road, Suite 110, Toronto

416 480 0282

RSHomes.ca

LIGHTWEIGHT STONE VENEER ... FOR LIFE...


CULTURED STONE • NATURAL STONE • BRICK VENEER • FAUX STONE SIDING



STONE **SELEX**.com

BARRIE | BRANTFORD | CONCORD | MARKHAM | MILTON | MISSISSAUGA | MONTREAL | OTTAWA | TORONTO

Mercedes-Benz Style



Mercedes-Benz Style



First of its class

Exclusive at INspiration Furniture



1275 W 6th Ave. Vancouver, BC
T 604.730.1275
www.INspirationFurniture.ca

INspiration
HOME AND OFFICE FURNITURE WITH AN ATTITUDE

LivingLIGHTING

Where solutions come to light.



BRACEBRIDGE - DARTMOUTH - ETOBICOKE - GEORGETOWN - GRAVENHURST - KITCHENER - LONDON - NEWMARKET - OAKVILLE
OTTAWA - OWENSOUND - PARRY SOUND - PICKERING - RICHMOND HILL - TIMMINS - TORONTO - WASAGA BEACH - WOODBRIDGE

Gatsby Chandelier, Hinkley



Hobson 3-light Chandelier, Feiss



Hobson 3-light Island, Feiss



Alcott LED Pendant, Feiss



Hobson 1-light Mini-Pendant, Feiss



Waveform 1-light Pendant, Feiss

We're the team of EXPERTS you can TRUST to help find perfect LIGHTING solutions that fit your STYLE.

livinglighting.com

Spring Clearance Sale!

Over 650 different ceramic and porcelain wall and floor tiles priced from \$0.59

While supplies last. No Rainchecks. See showroom for details.

Ceramic • Porcelain • Natural Stone • Glass •



X-TILE TORONTO NORTH
78 Signet Drive, Toronto
Hwy 400 & Finch Avenue
416.749.7111

X-TILE MISSISSAUGA
563 Queensway East, Mississauga
Queensway & Cawthra Road
905.949.8453

NOW OPEN
X-TILE TORONTO CENTRAL
35 Dufferin Road, Toronto
Dufferin & Lawrence
416.783.8453

Inspiration is now waiting for you at three locations

Mosaics • Metal • Custom Made Medallions/Inserts



Visit our new 10,000 Sq. Ft. designer showroom located at 35 Dufflaw Rd.

Mon/Tues/Wed	9:30am – 6pm
Thursday	9:30am – 8pm
Friday	9:30am – 5pm
Saturday	10am – 5pm
Sunday	11am – 4pm

X-Tile
Canada

www.x-tile.net



twitter.com/XTileCanada



facebook.com/XTileCanada



Canada's #1 Electric Infrared Heater

FOR MORE IDEAS,
VISIT WWW.JAPIDI.COM



STAY WARM WITH JAPIDI ELECTRIC INFRARED HEATERS!

© JAPIDI ENERGY | *Style. Performance. Heat* | info@japidi.com | japidi.com



what's in this issue



homes we love

Unfinished Business

An unfinished basement is transformed into a family-friendly space! **90**

Halfpipe Dream

A colourful, skater themed bedroom by designer Catherine-Lucie Horber. **98**

Gracious in Greys

Home Trends DIY Editor Nicholas Rosaci blends colour with whimsical style. **102**

staying on trend

Jo Alcorn's Trends 2 Watch

Home Trends Style Editor Jo Alcorn shares her favourite 2016 trends for your home.

26

Design Alert

Laura Stein shares her top trend predictions for 2016. **44**

Toned Down

Introducing a softer, more tranquil colour palette, Pantone chose two shades for 2016's Colours of the Year. **52**

Pattern Trends

Are you afraid of using bold patterns? Don't know how to integrate them into your décor? Experts have compiled their favourite patterns that are sure to help make your living room look fabulous! **54**

Insider Secrets... Kitchen Trends

From integrated appliances to customizable storage, this kitchen features all the hottest trends. **75**

Insider Secrets... Bathroom Trends

Hot, new bathroom products you won't want to miss! **78**

Insider Secrets... Lighting Trends

Experts predict the top lighting styles you'll see in 2016. **80**

Insider Secrets... Flooring Trends

From unique shapes to bare look finishes, we've got the top choices in hardwood flooring. **84**

Insider Secrets... Editors' Picks

A few of our favourite products for 2016. **88**

Trends Spotted

Jamie Alexander and National Design Editor Glen Peloso have selected their favourite bedroom products. **118**

in the kitchen

Massimo Capra's Favourite Recipes

Food Editor Massimo Capra shares fabulous recipes that will quickly become new favourites in 2016. **32**



a few more things



ON THE COVER
Space Designed
and Photography by
Nicholas Rosaci

around the house

Real Estate Advice with Joe Mancuso

Real estate expert Joe Mancuso shares tips to consider before selling a home over the winter months. **26**

Behind the Scenes

Design and Event Editor Evelyn Eshun gives us an inside look at industry events. **64**

learn something new

Evelyn's Double Take

Design and Event Editor Evelyn Eshun shows us how we can transform a neutral palette in a living space to one full of life and colour. **38**

Kim, Fix My House!

Design apps that make it easy and fun to try out new ideas. **62**

Why Didn't I Think Of That For My Closet?

It's time to declutter our closets and organize our lives! If you are at a loss as to where to start, we have you covered with a few of our favourite closet ideas. **28**

Shop 'Til... You Drop

Designer extraordinaire, Jane Lockhart visits stores across the country to let us know where her favourite must-shop boutiques and design-savvy stores are located. **68**

Insider Secrets... Reno Edition

Relocation or add on? Additions are a growing trend and we've got the information you need to get started. **86**

Colour Psychology

Designer Michelle Cook decodes the secret meanings of colour. **114**

Save vs. Splurge

Jacklynn Little picks our fabulous bedroom pieces for any budget. **114**

enter to win

Designers Compete in the Ultimate Design Challenge!

Enter to win great prizes by choosing your favourite room concept. **58**

WE'RE ON TV!

Catch Canadian Home Trends Magazine's celebrity contributors Jane Lockhart, Evelyn Eshun, Glen Peloso, Massimo Capra, and Jackie Glass on the Marc and Mandy Show! Visit www.MarcAndMandy.com for local channel listings.





BUILDING TRUST. CREATING A LIFESTYLE.

30 Years International Multi-Site Project
Management and Operations.

In-House Engineers, Architectural Technicians, PMP,
P.GSC by Canadian Construction Association.

Featured in Magazines, TV, and Newspapers.

Fine Custom Homes, Boutique Custom Renovations



DESIGN • BUILD •
PROJECT MANAGEMENT



Tel: 416-777-2324

Dir: 416-886-2290

INFO@AMBASSADORFINECUSTOMHOMESINC.COM

WWW.AMBASSADORFINECUSTOMHOMESINC.COM



MULTI AWARD WINNING COMPANY INCLUDING
BEST CUSTOM HOME IN CANADA.



what's happening online



get inspired

Renovate and Redecorate

Inspiration for every room in your home.

Celebrate in Style

DIY ideas for Valentine's Day, Easter, Mother's Day and spring garden parties.

2016 Trend Watch

Learn how to incorporate this year's hottest trends into your décor.

Event Reviews

Sneak peeks and reviews from spring's hottest design shows and events.

expert bloggers

Design, fashion, beauty and recipe blogs from top Canadian professionals keeping you up-to-date on the latest trends, product finds and ideas for you and your home!

Design Bloggers

Glen Peloso, Jo Alcorn, Nicholas Rosaci, Evelyn Eshun, Paul Semkuley, Michelle Cook, Eileen Marshall, Kim Bartley, Rhonda Thornton, Luc Crawford, Crystal Shore and many more!

Family, Fashion and Recipe Bloggers

Janine Goodman, Cleo Neufeld, Mandy Atiyolil, Elizabeth Crawford, Massimo Capra, Lekan Tijani and many more!

free eNewsletters

Stay up-to-date on the latest blog posts, contests and promotions!

For home décor, entertaining and recipes, subscribe at
www.CanadianHomeTrends.com

For fashion and beauty, subscribe at
www.HerStyleTrends.com

For family and parenting, subscribe at
www.HerFamilyTrends.com

For Marc and Mandy Show updates, subscribe at **www.MarcandMandy.com**

GET CONNECTED

Connect with us on your favourite social media network!



pinterest.com/HomeTrendsMag



twitter.com/HomeTrendsMag



instagram.com/HomeTrendsMag



facebook.com/HomeTrendsMag



Introducing Satin Flooring

With 94 years of innovative crafting and delivering flooring excellence, Satin Flooring formerly known as Satin Finish, will inspire your vision to be an enduring masterpiece.

We offer an extensive selection of premium Solid, Engineered and Laminate floor products. We are a proud Canadian company committed to providing you with high quality and stylish flooring you can trust.

Satin FLOORING
YOUR VISION. OUR PASSION. *Since 1929*

FIND A DEALER
Visit www.satinflooring.com

NATURAL RESULTS, SEE FOR YOURSELF

SPOT THE SPRAY TAN

CAN YOU TELL THE DIFFERENCE?

FABSPRAYTAN.COM

FABUTAN®

CANADIAN HOME trends

Vol. 12 Issue 1
Colour and Trends 2016

Editor-in-Chief Marc Atiyolil
www.MarcAtiyolil.ca

National Design Editor Glen Peloso

Diy Editor Nicholas Rosaci

Design & Event Editor Evelyn Eshun

Lifestyle Editor Mandy Atiyolil

Style Editor Jo Alcorn

Food Editor Massimo Capra

Copy Chief Lorraine Jolicoeur

Copy Editor Darlene Long

Photographer Stephani Buchman

Online Media Crystal Shore

Contributors

M. Gosselin, J. Lockhart, K. Bartley,
L. Stein, J. Little, C. Horber, N. Reihani,
M. Cook, J. Mancuso, J. Glass, I. Boba,
T. ElBaradie, L. Arnal, J. Korsbon,
F. Fairhurst, D. Fairhurst, J. Lynn Fraser,
M. Palmer, R. Thornton, E. Brick,
K. Saint-Yves, A. Rennie, L. Carvalho,
V. Jericevic, S. Cirovic, M. Taylor, N.
Caron, A. Robinson, J. O. T. Singh and
J. Alexander

Media Sales Inquiries:

Canadian Sales Office:
Ph: 1-866-984-0940
sales@canadianhometrends.ca
www.canadianhometrends.com

Production and Design
Marc Atiyolil Media Inc.

Published by:
Marc Atiyolil Media Inc.
Box 7, 20 Centre Ave, Blumenort, MB R0A 0C0
1-866-984-0940 – FAX 204-346-9099
Email info@canadianhometrends.ca
www.canadianhometrends.com

To Subscribe Call:
1-866-984-0940

All rights reserved. The contents of this publication may not be reproduced in whole or in part without the express written consent of the publisher.

Canadian Home Trends Magazine makes every effort to ensure the accuracy of the information it publishes, but cannot be held responsible for any consequences arising from errors or omissions.

Publications Mail Agreement No. 41438018

Return Undeliverable Canadian Addresses to:
Canadian Home Trends Magazine
Box 7, Blumenort, MB R0A 0C0

WARMING HOMES SINCE 1890



Valor

THE ORIGINAL
RADIANT GAS FIREPLACE
www.valorfireplaces.com





IN 2016 I WOULD LIKE TO...

- Finish renovations (does that ever end?)
- Plan a spa date for Mandy
- Spend a week at the cabin (sans electronics)
- Take our first family road trip
- Find the perfect art piece for my living room
- Have a blast on season 5 of the Marc and Mandy Show



New Year NEW LOOK

It's hard to believe how fast our daughter Ella is growing up! It seems like just last week Mandy, pregnant at the time, was helping me tackle our renovations that are still ongoing.

As time passes, I think we'll remember her cute expressions, her first laughs and her "joie de vivre" and forget the sleepless nights and blown-out diapers! Mandy and I love to keep busy. You would think that our first baby would bring a year of stay-at-home and rest time but it seems like life has different plans for us. We have our ongoing cottage renovations mixed in with the makeover of our new home. Ella seems to be enjoying it, except for the banging of the hammer. She has a tendency to squint every time I hit in a nail. Our little girl has a lot of squinting to do before these renos are done!

Our renovations are coming along great. We've laid new floors throughout our home. (Check out Flooring Trends on page 84) I even found myself groaning and grunting as I got up from an evening of installing our flooring. When did I get this old?! And painting, oh dear, I think we must have painted everything in that house twice! (Check out this year's colours in "Toned Down" on page 52) Mandy says that I dream that these projects will be easier than they are in reality. What can I say, I'm a dreamer! I walk into a room and imagine how pretty it could be with just a little of this or a little of that. Mandy on the other hand, bless her heart, has more trouble imagining the outcome. She sees only the ugly, and boy have we bought some ugly things throughout the years! Although she knows that once I have my heart set on something, there is no talking me out of it, so she grabs a hammer and says "Hon, let's do this!" I'm blessed to have her in my life. She's always game for any project that comes our way, even with her heavy schedule jumped on board for the Marc and Mandy Show which will be celebrating its 5th season on TV! (Visit www.MarcAndMandy.com for local listings)

Marc Attydil
marc@CanadianHomeTrends.com



[instagram.com/HomeTrendsMag](https://www.instagram.com/HomeTrendsMag)



twitter.com/HomeTrendsMag



[pinterest.com/HomeTrendsMag](https://www.pinterest.com/HomeTrendsMag)



[facebook.com/HomeTrendsMag](https://www.facebook.com/HomeTrendsMag)



BLANCO

making
everyday
beautiful

Kitchen & Bath
CLASSICS
A WOLSELEY COMPANY

Come in and be inspired.

Visit kitchenandbathclassics.com
to find the nearest location to you.

Our Contributors



Jane Lockhart

Jane Lockhart Interior Design
www.janelockhart.com

"Most people don't know that I love boxing because it is both a physical and mental sport. It can be portrayed as a violent sport but, when done properly, it has grace, style and intuition."



Evelyn Eshun

DESIGN & EVENT EDITOR FOR
CANADIAN HOME TRENDS

Evelyn Eshun Interior Design
www.evelyneshun.com

"The first thing I notice about people is the 'sparkle' in their eyes."



Jo Alcorn

STYLE EDITOR FOR CANADIAN
HOME TRENDS

Whitewash & Co.
www.whitewashco.ca

"If I were to write a book, it would have twists and turns, short stories, a strong family, unique characters and unpredictable plots with an ending nowhere in sight. It would all come down to a girl just trying to survive in this crazy world."



Kim Bartley

Kim Bartley Design
www.kimbartleydesign.com

"My first paying job was in the bakery department of a grocery store. I was 16 and thrilled to be hired! I am forever grateful for the life skills that this job taught me."

Nicholas Rosaci

DIY EDITOR FOR CANADIAN
HOME TRENDS

Nicholas Rosaci Interiors
www.rosaci.com

"My favourite movie genres include romance and action. *The Bodyguard* has a bit of both and stars my singing idol Whitney Houston. Runner up is *Titanic*, another love story."



Massimo Capra

FOOD EDITOR FOR CANADIAN HOME TRENDS

Mistura, Boccone Trattoria Veloce and Boccone Pronto
www.massimocapra.com

"My favourite dessert to whip up is a Zabaglione served with light Ladyfinger cookies and grated chocolate. I also enjoy making Strawberry Shortcake!"



Glen Peloso

NATIONAL DESIGN EDITOR FOR CANADIAN HOME TRENDS

Peloso Alexander Interiors
www.pelosoalexander.com

"If I were a superhero, my superpower would be mind reading and mind control. I've been practicing with clients for years, trying to interpret what they want versus what they say they want. Mind control would come in handy when homeowners are going in the wrong direction and I want to save them from a design disaster!"





*Now easier than ever
to create a shabby
chic look!*



Plaster Paint eliminates the need to sand, prime, or strip most surfaces. The Plaster effect also hides imperfections such as water stains and small cracks! You can create a "shabby" look or age your project to perfection with a damp sponge.

SHOP ONLINE plasterpaintcanada.ca



BE MORE RESOURCEFUL

S
O
F
A

Come visit our 40+ Showrooms to view the latest furniture trends and finest decor collections - all together in a modern, resourceful shopping environment. Featuring an incomparable collection of home furnishings, fabrics, wall coverings, accessories and appliances to incite and invigorate. Be inspired by where designers shop - ask your designer to take you to SOFA - Source of Furniture + Accessories.

SOURCE OF FURNITURE + ACCESSORIES

MON. - FRI. 10-4 | VIP CONCIERGE APPOINTMENTS | SALES TO TRADE ONLY | VISITSOFA.COM
905.678.5626 | 6900 AIRPORT RD., MISSISSAUGA, ON (THE INTERNATIONAL CENTRE)

ENTER
TO WIN



3' x 5' Waterproof
Bed-Wetting Mat from
PeapodMats



A Beautiful Bed from The Goods



Paint Package
from The Plaster
Paint Company



*It's your LIFE...
LOVE where you live!*

JOE MANCUSO
SALES REPRESENTATIVE

416.690.5100
416.690.2181

2301 QUEEN STREET EAST
TORONTO, ON M4E 1T4

1052 KINGSTON ROAD
TORONTO, ON M4E 1T4

WWW.MANCUSOHOMES.CA
JOE@MANCUSOHOMES.CA



BROKERAGE
INDEPENDENTLY OWNED
AND OPERATED

Visit CanadianHomeTrends.com/Win
for these great contests and more!

Our Contributors

continued...

Laura Stein

Laura Stein Interiors
www.laurasteininteriors.com

“I’ve always wanted to play the guitar. I secretly hang on to my teenage dream of being a rock star.”



Catherine-Lucie Horber

Royal Interior Design
www.royalinteriordesign.ca

“A design trend that I don’t like is close-ups of animals on decorative pillows. You’ll tire of these very quickly!”



Jacklynn Little

Jacklynn Little Interiors
www.jacklynnlittleinteriors.com

“Most people don’t know that I’m really good at water skiing.”



Negar Reihani

Space Harmony
www.spaceharmony.ca

“My biggest design pet peeve is poorly positioned art and skimpy curtains!”

Michelle Cook

Indesign
www.indesigninterior.com

“My least favourite household chore is to clean the shower glass. It always looks great until you’re in the shower and you see little foggy streaks!”



Joe Mancuso

Royal LePage Estate Realty
www.mancusohomes.ca

“The best business advice I was ever given is ‘Success and learning from failure go hand in hand, but you must keep moving forward.’”

Isabelle Boba

LUX Interior Design
www.luxdesign.ca

“I would love to sit down with Arlene Dickinson to learn about the successful methods she has implemented while running a large company. I’d also ask what is her most important lesson learned and how to be taken seriously as a woman in the business world.”



Jackie Glass

Jackie Glass Inc
www.jackieglass.ca

“If my life had a theme song, it would be, *I Will Survive* by Gloria Gaynor. Life is full of challenges but I always seem to come out on the other side!”



Extraordinary Solar Lights

No wires... ...just add SUN



www.free-light.ca | 1-855-319-3511

MARC & MANDY

JOIN US FOR SEASON 5



We would love to have you join our live studio audience! For **FREE tickets** to a live taping of the Marc & Mandy Show, visit www.MarcAndMandy.com today!

Have an idea for the show? Want to nominate someone for a makeover? Need décor advice? Check out www.MarcAndMandy.com/apply to submit your story.



CSP International™
Staging Business Academy
Offers the only
ACCREDITED Certification
Program in the Industry.



Home Staging = Your New Business

How Do You Benefit?
The **DIFFERENCE** is in the **RESULTS!**

- ✓ Leave with a clear plan for success
- ✓ Business and Marketing intensive
- ✓ Proven "in the field" systems
- ✓ Comprehensive curriculum
- ✓ Hands on real experience in the field
- ✓ Qualified trainers who stage for a living
- ✓ Job shadowing opportunities
- ✓ Support after training

1-888-STAGING

1-888-782-4464

Request your **FREE** Info Packet

www.StagingTraining.com



VALLEY*

Nature. Refined

VALLEY*



Colour Me SERIES



Custom Sized Shower Bases



See more VALLEY at our Showrooms!

Vancouver Location

1790 Kingsway Hwy
T (604) 436 - 0124

Surrey Location

12387 84th Ave
T (604) 590 - 0124

Toll Free 1-888-413-8833
Sales@savemoreplumbing.com
savemoreplumbing.com

Jo Alcorn's trends2watch

Text Jo Alcorn



Polka Dot Tidbit Plates
HomeSense,
www.homesense.ca

MIX METALS such as platinum, gold, copper or steel together.



Brasa Candle Holder Set,
EQ3, www.eq3.com

Erik Barthels Print, Monocle, West Elm, www.westelm.ca



PASTELS will create soothing colour schemes.



Arrows Wall Decals, UrbanWalls,
www.urwalldecals.com

DETAILING YOUR WALLS

using wall decals is a great DIY to add pattern or a touch of whimsy to your décor.



Designed by Jo Alcorn, www.whiteashco.ca
Photography by Jason Hartog, www.jasonhartog.com

CLEAN, CRISP, WHITE walls, accessories and furniture are going to be hot this year!



PINTEREST POST OVERDOSE! DIYs are great conversation starters and we can expect to see more DIY-inspired ideas from Pinterest in interior décor this year!

Photo by
Weddingstar, www.
Weddingstar.com



*Real Estate
Advice with
Joe Mancuso*

beat the REAL ESTATE winter blues

It is a very common myth that winter is a terrible time to sell a home. As a result, there's a lot less competition in the market during the colder months, and a blanket of fresh snow can show off your house, if you play it right.

- 1 Keep windows clean and drapes open as much as possible to bring in natural light.
- 2 Keep pathways clear (no one wants to slip and fall) and pick up any pet indiscretions as snow always looks best when white!
- 3 The winter months can leave your home smelling musty, therefore it is imperative to air it out frequently. It's also a great idea to bake something before a showing to fill the house with a warm winter-friendly aroma of cinnamon, ginger or apple.
- 4 Hide boots, shovels, and snowsuits. They remind potential buyers that winter can be drudgery.
- 5 Raise the thermostat a few degrees before a showing for your home to be warm and inviting. You want people to be comfortable and happy when viewing your home.
- 6 Too many throws, blankets, and heaters scattered around your home can leave the impression of a cold house with a bad heating system. Whenever possible, use the fireplace as an alternative.
- 7 When buyers leave your home with a great impression, you won't have to fear the sometimes dreaded winter real estate months! - Text by Joe Mancuso



Listone Giordano hardwood floors - Natural Genius,
Slide Tortora, design by: Daniele Lago. Made in Italy.

Listone
Giordano

hardwood
floors

TRENDS & TRADES
DESIGN AGENCY INC.
63 McCaul St. Toronto, ON M5T 2W7
e.info@trendsandtrades.ca
trendsandtrades.ca
ph 647-347-4767

VISIT US AT THE TORONTO INTERIOR DESIGN SHOW - BOOTH #928

Why didn't I think of that for my closet?

It's time to declutter our closets and organize our lives! If you are at a loss as to where to start, we have you covered. Here are a few of our favourite closet ideas.



◀ Tie the Knot

This is a bachelor's dream! Simply keep your ties knotted and ready to go in the morning. Best of all, we love how they used the ties as an art piece in this space by Design Cantoni.

Design Cantoni, www.cantoni.com



▲ Iron On

When getting ready, save time by having a second iron with ironing board in your walk-in closet as displayed in this beautiful walk-in by LA Closet Design.

LA Closet Design, www.laclosetdesign.com

Behind the Looking Glass ▶

We love multi-functional closets! This closet concept by J Korsbon Design is great for the fashionista with lots of accessories and nowhere to store them.

Designed by J Korsbon Design, jennie@korsbon.com; Photography by Brandon Stengal, www.farmkidstudios.com



◀ Wrinkle-Free

We love this pullout pant rack that keeps pants from wrinkling and keeps them easily accessible!

LA Closet Design, www.laclosetdesign.com



◀ Round and Round We Go

Lazy Susans have long been used in kitchens to maximize the storage space of a corner cabinet. We love this concept by AmeriCabinets where a rotating shelf is used to store shoes and accessories!

The Revolving Closet Organizer by AmeriCabinets, www.AmeriCabinets.com

LOVE THESE *space savers*

Want to get the most out of your closet? Consider using these space-savvy tips.



Don't know what to do with your old shower curtain rings? Why not hook them onto a hanger and string your scarves through them!



Use soda can tabs to hook two hangers together and create a double hanger. This will save lots of space in your closet!

It's like going
back to high school.
Only better.



The movies you grew up with are back.

From *Tootsie* to *Ghostbusters*, the 70s, 80s and 90s brought us some of the greatest films of all time. Blockbusters like *Terminator* and *The Fifth Element* wowed audiences with their modern effects. Teen comedies like *Ferris Bueller's Day Off* and *Pretty In Pink* made us laugh at our common high school foibles. Cult-classics like *This is Spinal Tap* and *Wayne's World* defined generations. And superstars such as Robert DeNiro, Jack Nicholson and Julia Roberts were born.

These are your movies. This is your channel.

 **REWIND**
Movies worth watching. Again.™

Call your service provider to subscribe today!
WatchRewind.com

Rewind™ and associated marks are the property of Channel Zero Inc. which may be used under license.
© 2015 Channel Zero Inc. All rights reserved.

FROM BLEAK to chic



Give a plain closet door
a designer upgrade
with this easy DIY!



Watch us on
TV! Listings at
MarcAndMandy.com



Organize your Closet

with Nicola Loewen

Marc and Mandy Show Fashion Expert, Nicola Loewen shares exciting closet organization secrets with Mandy



Meet Nicola

Nicola is known for her impeccable taste, her attention to detail and the passion she brings into her store and ultimately, into her customers' lives. Nicola's been featured in blogs, magazines, newspapers and even has a recurring role on television as a fashion consultant.

It's easy to see why Nicola has become a part of so many women's lives, she makes them feel right at home, as if they're shopping in their best friends closet! Mad About Style Boutique offers trendy, affordable pieces and with all items under \$150, you can afford to fall in love with more than just one.

Chef Massimo's ROASTED PORK *with milk sauce*



**chef
Massimo Capra**

*"The perfect comfort dish
after a long day's work."*



Photo by Stephani Buchman

INGREDIENTS

- 1 picnic pork roast
(or 2 lbs. loin if you
prefer lean)
- 1 cup celery, diced
- 1 cup onions, diced
- 1 cup carrots, diced
- 4 garlic cloves,
chopped
- 2 bay leaves
- 2 sprigs of rosemary
- 1 cup white wine
- ½ litre milk
- butter as needed

1 Tbsp

Dijon mustard
oil as needed
salt and pepper to
taste
35% cream

DIRECTIONS

1. Preheat oven to 350°F.
2. Season the roast with salt and pepper.
3. Preheat a roasting pan and add some oil and butter. Sear the roast well on all sides.
4. Add to the pan all the vegetables, bay leaves and

rosemary. Cook until translucent.

5. Add wine and let it evaporate completely.
6. Add the milk.
7. Place in preheated oven and cook until the meat is done to your liking, turn the meat occasionally and make sure to not let it dry out too much. If needed add more milk and place tin foil over the roast.
8. Remove the rosemary and bay leaves from the sauce.

9. Add mustard and cream.

10. Place in a blender, purée until creamy.
11. Strain into a sauce pot and reboil.
12. Add a nugget of butter and remove from heat.
13. Cut the roast and pour sauce over it, serve with your favourite roasted vegetables.

GUIDE TO *cooking*

Are you new to the wonderful world of culinary arts? We've put together the ultimate guide to get you started.

Rookie Mistake

Cooking everything on high heat.

REALITY

Most dishes will taste better and cook better on a low to medium heat.

Rookie Mistake

Not using measuring cups or spoons.

REALITY

Eyeballing ingredients is not for amateurs. Measure once and think twice before adding ingredients to a recipe. Remember, it's always easier to add an ingredient than to take it out.

Rookie Mistake

Not prepping for a recipe.

REALITY

Allow proper time when a recipe calls for the marinating of ingredients and read through the entire recipe before starting to cook to ensure you have all the ingredients.

WHAT'S FOR dinner?

Chef Fern teaches us how to make Chicken Cordon Bleu. Here are the ingredients you'll need to pick up at the grocery store to make this recipe!



ADD TO THE GROCERY LIST

- ☐ 4 chicken breasts
- ☐ 1 medium onion
- ☐ 1 large garlic clove
- ☐ olive oil
- ☐ chili flakes
- ☐ dill
- ☐ herbes de provence
- ☐ 2 bunches of medium-size leeks
- ☐ 10 oz jalapeño havarti
- ☐ 10 oz shaved ham

Visit www.MarcAndMandy.com to learn how to make this recipe with the help of Chef Fern.

BLOOMSBURY

FINE CABINETRY



www.bloomsburydesign.com

DESIGNING AND CREATING ELEGANTLY APPOINTED KITCHENS AND FINE CABINETRY

COME VISIT OUR NEW *Design* SHOWROOM

SHOWROOM • 1142 Castlefield Ave. • Toronto • Design District • 416.782.7900
WORKSHOP & SHOWROOM • 415 Harry Walker Parkway N • Newmarket • 905.853.7700

Chef Massimo's NOVA SCOTIA SCALLOPS & Mushrooms



**chef
Massimo Capra**

*"A delicious addition to
a meal."*



Photo by Stephani Buchman

INGREDIENTS

16 large scallops
1 cup buttercup squash
1 green apple, cored
and coarsely chopped
1 onion, chopped
2 cups shiitake mushrooms,
or your favourite
seasonal mushrooms
cleaned and chopped
2 white onions, julienne
1 pint cherry tomatoes
1 celery heart, shaved
and julienne
butter
olive oil
salt and pepper

DIRECTIONS

1. Preheat oven to 375°F.
2. Peel and chop the squash and place it into a baking dish with the apple and chopped onion. Season with salt and pepper.
5. Drizzle with oil, add a few nuggets of butter and cover with tin foil. Bake in the preheated oven until tender.
7. Remove from the oven and place in a blender. Purée until completely smooth and creamy and set aside in a warm place.
9. Place the julienne onions in a frying pan and drizzle with oil and a few nuggets of butter.
10. Season with salt and cook on low heat until caramelized while stirring occasionally.
11. Preheat some oil in a pan until hot and gently place the cherry tomatoes in it and remove from fire, use only when the oil is completely cold.
13. Clean the scallops and season with salt and pepper.

14. Preheat a skillet and melt butter in it. Add the scallops and sear one side first.
16. Turn them over and add the mushrooms.
17. Season with salt and pepper and cook until the mushrooms are done to your liking.
18. Spread some squash on 4 plates and place four scallops on each, sprinkle the mushrooms around and on them, place a few tomatoes to garnish and sprinkle the onions all over the scallops.

HEALTHY YET DELICIOUS

We're bananas for these recipes! They're simple and tasty enough for the fussiest critic.



*turn these
bananas into a
yummy snack!*

ICE CREAM

Freeze a couple ripe bananas and throw them into a blender to make delicious and healthy ice cream!

COOKIES

Mix 2 extra ripe bananas with a cup of oats and bake in a greased pan for 15 minutes at 350°F.

POPCORN seasoning

Tired of buying the same popcorn seasonings? Here are a few yummy blends that you won't find on the store shelf!

BBQ BLEND

1 Tbsp brown sugar
1/2 tsp chili powder
pinch salt
pinch paprika

COCONUT CURRY BLEND

2 Tbsp coconut
1 Tbsp curry powder
2 tsp ginger powder

SWEET WASABI BLEND

1 tsp salt
1 tsp wasabi powder
1 tsp brown sugar
pinch cayenne pepper

*Make your
popcorn "pop"
with new spices!*



Spruce up your bathroom with Riobel's

NEW EQUINOX FAUCET



This faucet will become the jewel of your bathroom and will catch everyone's eye!

Riobel 

SINCE 1995 | riobel.ca



MARC
& MANDY

APPLE GINGER BRINED

Pork Chops

*Chef Rob teaches us how easy it is to
fry Apple Ginger Brined Pork Chops!*



Ingredients

Pork Chop
Apple Juice
Ginger
Chili Flakes
Cinnamon
Salt
Sugar
Water



MUCHO MATCHA LIME *cocktails*

Marc and Mandy
Show's Chef Rob
mixes Mucho
Matcha Lime
cocktails!



Ingredients

Matcha
Lime Juice
Ice
Tea
Simple Syrup
Rum

Evelyn's DOUBLE TAKE

Design and Event Editor Evelyn Eshun shows us how we can transform a neutral palette in a living space to one full of life and colour.

Text Evelyn Eshun | Photography Larry Arnal



Mirror
image of
room in
neutral
palette!

“Pillows are hands down the best way to add colour and personality to your room. Consider trading pillows with your friends and colleagues in order to make a new statement each season!”

EVELYN ESHUN, DESIGNER



NEUTRAL *CANVAS*

HIGH-QUALITY SOFA AND CHAIRS in a neutral fabric allow you to easily update your look from season to season.

BOOKS ARE A WONDERFUL ACCESSORY as well as a decorative touch.

Mixed metals and textures are used to create a visually interesting, neutral space.

USING BASKETS as a place to put blankets or pillows is a great way to eliminate clutter.



PERFECT *palette*

A SHOT OF GREEN from an interesting plant is an easy way to add colour.

CONSIDER THE SPINE OF BOOKS and the shot of colour which they can bring to a room.

Adding pops of colour in accessories and accent pieces gives the space a new look and feel.

Colourful candles and vases add personality to a fireplace mantle.



sleeping bea[u]ty


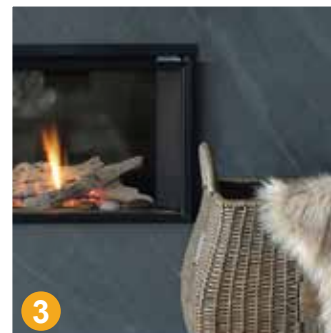



Great homes start with [U]. North America's largest lighting showroom, Union, now offers an exquisite array of furniture, lighting fixtures, designer inspired drapery, quality mattresses and a new outdoor patio gallery. Visit our newly expanded showroom today and experience our "Total Home" collection.

www.unionlf.com t: 416.652.2200 1491 Castlefield Ave. Toronto, ON, Canada, M6M 1Y3

[u]nion
LIGHTING & FURNISHINGS

L I G H T I N G • F U R N I T U R E • P A T I O



1 Evelyn Eshun with Moe (Apex Custom Fabrications) and Nando (Keystone Mechanical Group). The focal point of this space is a Valor 52" linear fireplace with complete installation by Keystone Mechanical Group. The fireplace was set into a seamless front leather black slate that was perfectly fabricated by Apex Custom Fabrications. When choosing and installing a fireplace, working with both the installer and stone fabricator as a one-stop shop makes it a smooth process.

2 An open concept gathering area is a common design choice in today's modern homes. A custom feature wall creates a strong statement within this space. Investment pieces like a sofa or area rug in neutral colours can help to stretch a dollar, while colourful pillows, throws and accessories that can be

changed seasonally help add personality to the space.

3 This room's expansive space is warmed by a 52 inch linear L2 fireplace by Valor which creates a focal point as well as much needed warmth during cold winter days in the northern edges of Toronto, Ontario.

4 When using a more neutral colour scheme, it is suggested to add texture to your design elements to create interest. When in doubt, add live plants, textured metals and other finishes.

5 For functional coffee table décor, use a decorative tray to group all of those small items that tend to make a table look messy. Layer a few of your favourite books to create a "pedestal" and finish off the look with an accessory laid on top of the stack.

6 Pillows are hands-down the best way to add colour and personality to your room. Consider seasonal swaps of pillows and coffee table books with your friends and colleagues in order to make a new statement each season!

7 A colourful box can be used to store remotes and other unsightly items.

Space Designed by Evelyn Eshun, www.evelyneshun.com; **Photography** Larry Arnal, www.arnalpix.com; **Fireplace**, Valor L2 Linear Fireplace through Keystone Mechanical, www.keystonemech.ca; **Stonework**, Apex Custom Fabrications, www.apexcustomfabrication.ca; **Accessories**, Crate & Barrel, www.crateandbarrel.ca; **Books**, Indigo, www.indigo.ca; **Tray, Candles, Fur Throw and Boxes**, HomeSense, www.homesense.ca; **Area Rug**, Weaver & Loom, www.weaverandloom.com; **Sofas, Ottomans and Chairs**, Gresham House, www.greshamhousefurniture.com; **Cocktail Table**, Elite, www.elite.com



design ALERT

stay on-trend in 2016

If one word could sum up the look for 2016, it would be sexy. Whether it is quietly sophisticated or commands all the attention, this year's design trends won't be shy. Clean, simple lines will rule. Colours will be seductively understated, contrasted with show-stopping textures and materials. 2016 will definitely be a year for the uninhibited, the bolder, the braver, the better. This year's look is sleek, evocative, and thoroughly modern. Designer Laura Stein helps us stay on-trend with her official trend report!

Text Laura Stein

*Hexagon and
chevron patterns
are on the A-list.*






The Foundation for Better Living

THE NEXT GENERATION — of — BASEMENT FINISHING

FINISH YOUR BASEMENT WALLS 5X FASTER!
IT'S TRUE - SCAN THE QR CODE
AND SEE FOR YOURSELF.



Use the scan  app on your smartphone to view this video



PLASTERING
- 1910-1945 -



TAPING & MUDDING
- 1945-2013 -



SMARTWALL®
- 2013-Present



www.dricore.com



Photo by Hudson Furniture Gallery, New York,
www.hudsonfurnitureinc.com



ELTE, www.elte.com

TREND REPORT

BLACK IS BACK


What could be more striking? Both the boldest accent and the newest neutral, black is showing up everywhere; from plumbing fixtures and kitchen cabinets to living room walls. Black, white, and brass paired together is one of this year's hottest colour combinations.

BRASS

Speaking of brass, this is one trend that just won't quit. A holdover from the last couple of years, brass has now become so mainstream that we're seeing it everywhere. Bye-bye polished nickel! Brass is now our metal of choice, not just for lighting and hardware, but for upholstery, casegoods, and faucets. It's even showing up on fabric, wallpaper, rugs and tile. Look for brass in a brushed or antiqued finish that has a warm, rich patina. Brass pairs beautifully with our eternal favourite neutral – grey, and all of this year's trendy colours.

MOODY HUES

Colours for 2016 are more muted than they have been in years. The bright and festive colours we saw during the first half of the decade have been supplanted by a wave of smoky, sophisticated hues. Deep, rich colours like peacock, cobalt, and emerald are subdued with grey undertones, making them feel softer and warmer. Lighter pastels like rose, lilac, peach, and cornflower blue have a faded, dusty look that makes them the perfect neutral backdrop.



Kelly Wearstler,
www.kellywearstler.com



Kelly Wearstler,
www.kellywearstler.com



The Rubinet Faucet Company,
www.rubinet.com



Threadcount, www.
threadcountinc.com

it's good to be home.



Home.

It's where we connect with family and friends.

It's where memories are made and conversations are treasured.

It's our individual style infused with unabashed comfort.

It's where good times linger and inspiration is just a daydream away.

It's good to be home.



*Find a retailer near you, or become a dealer,
by visiting us online.*



WWW.THEGOODSHOME.CA



By Van Gogh Designs Ltd.



Kelly Wearstler,
www.kellywearstler.com




TREND REPORT

MATERIAL MIX-UP

Mixing different materials creates dynamic spaces with lots of texture. It's one of the tricks designers use to make a room feel engaging. This year we are taking it a step further, mixing different materials not just within a room, but within a single piece of furniture. You'll find wood, metal, leather, bone, parchment, lacquer, stone, glass, and fabric in some of the most stunning and unusual combinations. These are real statement pieces and can bring a room to a whole new level.

TACTILE AND TEXTURAL

This year's design will not just be a feast for the eyes, but for the fingers as well. It's not just furniture that's getting a tactile treatment. Wallpaper, tiles, and rugs have taken on a new life with large-scale depth and dimension. Look for nature-inspired textures, geometric patterns, and large asymmetrical motifs. Hexagon and chevron patterns are on the A-list. Wood grain and concrete textures are trendy in both wallpaper and tile, along with raised geometric patterns and hand-finished imperfections.



Tile, Black Rock Studio, www.blackrockstudio.ca; Photo by Tarek ElBaradie, www.baradiephotography.com

Monach Fire Rug by Alexander McQueen, www.alexandermcqueen.ca; Photo by The Rug Company, www.therugcompany.com/int/showrooms/canada/



Tile, Black Rock Studio, www.blackrockstudio.ca; Photo by Tarek ElBaradie, www.baradiephotography.com



Rug by Paul Smith, www.therugcompany.com/int/designers/paul-smith; Photo by The Rug Company, www.therugcompany.com/int/showrooms/canada



Tile, Black Rock Studio, www.blackrockstudio.ca; Photo by Tarek ElBaradie, www.baradiephotography.com



WE HAVE THE BEST SEATS IN THE HOUSE.



Designers Walk[®]

Your one stop location for everything you desire for the home.

designerswalk.com





5 tips for Organizing your Storage Areas

For many people keeping a storage area organized so that it can be navigated when you do require things is a real challenge. Here are a few tips to help you keep that space a place that doesn't make you want to cry. - Glen Peloso




GIVE IT AWAY – if you really know that it isn't something you're going to use then just let it go. If you have 4 hammers and 3 saws that you use once in a while to cut a branch or hang a picture, get rid of the other ones. Give them to someone who will use them and if you should ever need them – you can borrow them back for the hour!



OPEN SHELVES on the walls are very important to keep the space clean. Boxes on the floor make it very hard to get around. You'll have more space available and you'll have an easier time finding what you need.



IN BOXES for storing seasonal items like mitts or Halloween decor, lay the items out and take a picture. Put the picture on the box as a label and you will never have to guess what that "scary witch" really means.



MAKE THIS ROOM PART OF YOUR WEEKLY CLEANING SCHEDULE. It is far less horrible to spend ten minutes a week cleaning up any disruption there than to have to spend a day tackling it.



GO THROUGH the boxes every year and get rid of what you don't need! Your stuff is supposed to make your life better but if it requires more than it gives back – let it go!

toned down

Introducing a softer, more tranquil colour palette, Pantone chose two shades for 2016's Colours of the Year. Rose Quartz, a warm pink, and Serenity, a cool blue, when used on their own or paired together, bring a feeling of balance to your décor.

I have always been a fan of pink, ever since I was allowed to decorated my first bedroom when I was twelve years old.

Today, I love using shades of Rose Quartz in unexpected places, like pink shelving in a modern white room or on the back wall of a built-in. It's so

unexpected and accents beautifully against white, silver, and champagne gold accessories.

My very first custom sofa was upholstered in a cool blue velvet, very close to Serenity. It was the eighties which meant accents in pink tones, cream and yellow floral fabrics, were right on trend! Now I use this airy blue tone as a single accent colour against my cool and warm-toned palettes. In pillows, throws, and accessories, Serenity adds a splash of colour without overpowering the room. - Text Jackie Glass




VENUS PINK
WALLPAPER
Graham & Brown,
www.grahambrown.com



HAND BLOWN
BLUE GLASS
JUG PENDANT
ELTE,
www.elte.com



WATERWORKS STRIPED
CERAMIC TRAY
Gingers,
www.gingers.com




PINK SLIVER ARMCHAIR
Pink & Brown,
www.pinkandbrown.com



ART TIME STANDS
STILL BY MARK
GLEBERZON
MJG Gallery,
www.mjggallery.com



LOLLI LIVING SPARROW
KNITTED COTTON
BLANKET
Westcoast Kids,
www.westcoastkids.ca



CERAMIC ZINNIA
ON STAND
ELTE, www.elte.com



NATURAL QUARTZ COASTERS
EDGED IN SILVER
ELTE,
www.elte.com




FANNY AND VECLA
PINK DECORATIVE
PILLOWS
Bouclair,
www.bouclair.com



MOHAIR THROW WITH MULTI-
COLOURED FRINGE OF RECYCLED
YARN
ELTE Market,
www.eltemkt.com



MONACO TUFTED ROUND
MICRO-FIBRE OTTOMAN
ELTE Market,
www.eltemkt.com



ITALIAN DENIM BLUE
HERRINGBONE THROW WITH
WHITE TRIM
ELTE Market,
www.eltemkt.com

PATTERN trends

A Canadian Home Trends' Special Advertising Feature

Are you afraid of using bold patterns? Don't know how to integrate them into your décor? The experts at La-Z-Boy have compiled their favourite patterns that are sure to help make your living room look fabulous!



RETRO geometrics

A modern take on the geometric patterns of the 60s and 70s, these fabrics create the perfect balance between old and new.



Furniture by La-Z-Boy, www.la-z-boy.ca

Fashion Apparel by LE CHÂTEAU, www.lechateau.com



MARC & MANDY

HOME DECOR * RELATIONSHIP * FAMILY & LIFESTYLE
FASHION & BEAUTY * FOOD & ENTERTAINING



Connect With Us: www.MarcandMandy.com/GetSocial

www.MarcAndMandy.com





BOLDLY *eclectic*


An eclectic mix of bold colours and patterns creates a completely personalized look perfectly tailored to your individual style.



Furniture by La-Z-Boy, www.la-z-boy.ca

Jewelry by LE CHÂTEAU, www.lechateau.com

Leather Handbag by Winners, www.winners.ca



Want to change up the look?
Simply choose a different fabric!
La-Z-Boy offers over 800 different
fabrics and leathers.

subscribe+ SAVE \$29

OFF THE
NEWSSTAND PRICE
**HURRY LIMITED
TIME OFFER!**

**GORGEOUS HOME
DECORATING IDEAS**
DIY PROJECTS
COLOUR TRENDS
DESIGNER TIPS
ROOM MAKEOVERS
AND MORE!



call **1-866-984-0940** or visit canadianhometrends.ca/promo



DESIGNERS COMPETE IN THE ULTIMATE DESIGN CHALLENGE!

Who will win? You decide! Cast your vote and enter to win at CanadianHomeTrends.com/win

Isabelle
Boba

Isabelle Boba is a designer and the principal of LUX Interior Design.



NATURAL beauty

In this bedroom, the main colour scheme is neutral but it is brought to life by a patterned area rug with subtle hints of light grey. The room's accents bring in gold tones which add sophistication to the space. We've also added a small glass vase and a chrome and glass hanging pendant to make the space more light and airy.

- 1** Select Place of Dust, D37-5-0539-0 (wall) and Vanilla Latte, SC111-0 (trim) from Beauti-Tone. www.Beautitone.com

- 4** Hang a chandelier from Union Lighting. www.unionlightingandfurnishings.com

- 6** Include a beautiful gold mirror from EQ3. - www.eq3.com

Enter to win this bed ▼
www.canadianhometrends.com/win

- 5** Select beautiful table lamps from Union Lighting. www.unionlightingandfurnishings.com

- 3** Add a beautiful bed, dresser and side tables from The Goods. www.thegoodshome.ca

- 2** Lay a rug from The Goods. www.thegoodshome.ca

- 7** Choose complementary pillows from Surya. www.surya.com

- 8** Finish with beautiful vases and Max Brass sculptures from CB2. www.cb2.com

Negar
Reihani

Negar Reihani is a designer and the founder of Space Harmony.



RUSTIC nautical

Recreate this look with the use of classic elements like wainscoting and freestanding side tables. The bold wallpaper and glass pendants were added to soften this rustic look. Mixing various finishes can help create a timeless style. This bedroom is bold yet calm and visually intriguing. It is inspired by nature, making it a wonderful space to unwind and relax.

- 1** Select this Modern Trellis wallpaper by Schumacher. www.fschumacher.com

- 4** Select these gorgeous lights from Union Lighting. www.unionlightingandfurnishings.com

- 5** Add a beautiful bed, dresser and side tables from The Goods. www.thegoodshome.ca

- 2** Install wainscoting from Home Depot painted in Beauti-Tone's White Wash - SC101-0. www.Beautitone.com, www.homedepot.ca

- 8** Add pillow covers from Pottery Barn. www.potterybarn.ca

- 7** Add Woven Baskets from West Elm. www.westelm.com

- 3** Lay a rug from The Goods. www.thegoodshome.ca

- 6** Add vases from CB2. www.cb2.com



**Grow Your Home
In 3 Days**

Thank You
from **Modular**

Free iPad
to follow your
project



Call For A Free Estimate 416.759.4663
www.modular.ca

BATHROOM

design secrets



Marc and Mandy share tips for creating a second bathroom in a small space including secrets for creating a basement bathroom even if plumbing is readily available!



bathroom spa

how to

*Jane Lockhart shows us
how to create a spa-like
bathroom on a budget.*



Jane Lockhart

Create your own Retro Geometric Style

Enter to Win the Roundabout Ottoman from La-Z-Boy



retail value
\$599

Generously scaled, the Roundabout ottoman is designed to mix into a variety of décors. Use it for a cocktail table or extra seating and bring your eclectic style to life with this versatile and fun addition to any room. Find a wide selection of comfortable, great-looking La-Z-Boy furniture, including sofas, loveseats, sectionals, recliners and more at LA-Z-BOY.COM

To enter visit

www.canadianhometrends.com/win

LA Z BOY
Live life Comfortably.

Kim, Fix My House!

Q What are the best design apps to help me with the renovation of my home?

Whether you are a homeowner looking to improve your space or a professional interior designer, there are plenty of design apps available that make it easy and fun to try out new ideas.

HOUZZ
www.houzz.ca

Houzz is the go-to design app for virtually every designer and DIYer out there. Containing more than 5 million high-resolution home images, the photos are tagged and organized according to style, room, and location making it easy to find options for whatever design problem you are trying to solve. Even more useful is their "ideabook" feature that allows users to search and save their favourite ideas for future reference.

PINTEREST
www.pinterest.com

This marvelous app is truly a godsend for discovering and compiling images and ideas. I use it frequently when creating a visual inspiration board before meeting with clients, or even suggest that they create a board of their own so I can get a sense of their style beforehand.

C-I-L ROOM VISUALIZER
www.cil.ca/Colour/Tools/Room-Visualizer

Struggle with paint colour choices no more! With C-I-L's room visualizer app, you can browse through pictures of painted rooms or upload an image of your own space and test run their paint colours with no commitment. It even makes it possible for you to draw inspiration from your own photos by suggesting paint colours to match.

INTERIOR DESIGN FOR IPAD
www.interior-design-ipad.com

This app manages to score high marks for being both user-friendly and professional. It allows you to create a floor plan quickly and easily, adding details like doors, windows, or even furniture to a room. Once you have created a layout, you can share it with



Photo by Stephani Buchman

friends or colleagues by posting it to your favourite social media site.

FLOORPLANNER'S MAGICPLAN
www.floorplanner.com/magicplan

This is a truly remarkable app for those of us who are mathematically challenged. Measuring spaces accurately can be one of the most problematic and frustrating design challenges. Floorplanner takes the guesswork out of the process with their MagicPlan tool. Simply take a picture of the space with your device, mark the corners of the room, and it will generate an accurate floor plan instantly. - Text by Kim Bartley

 Get inspired and visit us at
www.pinterest.com/HomeTrendsMag



What you don't
know about La-Z-Boy
could fill a room.



Did you know La-Z-Boy makes more than recliners? Yep—sofas, sectionals, chairs and ottomans are available in over 800 different fabrics and leathers. With this many gorgeous options for your living room, only one question remains: How will you fill yours?

L A Z B O Y
Live Life Comfortably.



See the full collection in our new
Style Book at la-z-boy.com



5 Places to Check Out!

Here are a few of our favourite events in our calendar for the coming months.

1 Edmonton Renovation Show

Days to attend:

Friday, January 29
Saturday, January 30
Sunday, January 31

Address for GPS:

Northlands, Edmonton EXPO Centre
7515-118 Ave NW,
Edmonton, AB
T5B 4X5

Get tickets here:

edmontonhomeandgarden.com

2 BC Home & Garden Show

Days to attend:

Wednesday, February 17
Thursday, February 18
Friday, February 19
Saturday, February 20
Sunday, February 21

Address for GPS:

BC Place Stadium
777 Pacific Boulevard
Vancouver, BC
V6B 4Y8

Get tickets here:

bchomeandgardenshow.com

3 Calgary Home & Garden Show

Day to attend:

Thursday, February 25
Friday, February 26
Saturday, February 27
Sunday, February 28

Address for GPS:

BMO Centre, Stampede Park
20 Roundup Way SE,
Calgary, AB
T2G 2W1

Get tickets here:

calgaryhgs.com

4 Edmonton Home & Garden Show

Days to attend:

Thursday, March 17
Friday, March 18
Saturday, March 19
Sunday, March 20

Address for GPS:

Northlands, Edmonton EXPO Centre
7515-118 Ave NW,
Edmonton, AB
T5B 4X5

Get tickets here:

edmontonhomeandgarden.com

5 Sarnia Home Show

Days to attend:

Friday, April 1
Saturday, April 2
Sunday, April 3

Address for GPS:

Clearwater Arena Complex
1400 Wellington St,
Sarnia, ON
N7S 6G5

Tickets:

sarniahomeshow.com

For more information on events in your area, sign up for Canadian Home Trends' eNewsletter at CanadianHomeTrends.com!

behind the scenes with evelyn

Photos by Larry Arnal

The Chair Affair



Furniture Bank is a non-profit organization. With the help of many volunteers and the community, they provide furniture for thousands of people who are in need of the essentials which make their house a "home". The fourth annual Chair Affair event raised over sixty thousand dollars for the charity by auctioning off chairs and furniture refurbished by forty designers.

High Point Fall 2015

This annual event attended by professionals in the design and decorating industries was inspiring and educational. With millions of square feet of showroom space, plenty of seminars and many opportunities to network both with or without a glass of wine, this year was a wonderful five-day experience which left me with great memories and new friends.



Showrooms at 225 King Street E

The dynamic duo of Glen Peloso and Jamie Alexander, whom I proudly call my very good friends, have refurbished a gem of a location in the King Street Design District and finished it impeccably with inspiring spaces adorned with furniture from manufacturers such as Century and their own line of products. The grand opening party brought a talented group of entertainers from New York City which provided a memorable and fun event for over 200 guests who stayed late into the night singing, laughing and networking.



LOOKING TO ADD ANOTHER BATHROOM?

Save your floor and your budget.
Saniflo Macerators can be installed
anywhere in your home.



BEFORE



AFTER

See our website for more details.

SANIFLO

A PUMP COMPANY SINCE 1958

1-800-363-5874
saniflo.ca



1.28 GPF



Country Comforts

Modern amenities mixed with country charm.

Calgarians Frank and Donna Fairhurst were still a few years from retirement when they started their search for a vacation home. The plan was to purchase a cottage that could be rented out during the year when they weren't using it. They wanted mild winters in a "rural atmosphere" with a kid/pet-friendly space they could enjoy with their grandchildren. Donna's sister recommended The Cottages on Osoyoos Lake where her daughter and family had rented in the past. Frank and Donna visited The Cottages several times during different times of the year and they fell in love with this development.

The Cottages on Osoyoos Lake, located between the two South Okanagan communities of Oliver and Osoyoos, is a spectacular gated lakefront community of detached homes ranging in price from the \$300,000 to over \$1-million. The 70-acre property sits in the heart of wine country, near some of the region's best known wineries such as Black Hills and Burrowing Owl. The project has 1,800 feet of waterfront, over 500 feet of sandy beach, two swimming pools, a 7,000 sq. ft. community centre, 20 acres of green-space for all to enjoy, boat slips, walking trails, and many other amenities. Many different standard floor plans are available and all homes can be fully customized.

"We love the outdoors. There is swimming, hiking, water sports, and sunshine." Donna loves the theatre, music, and arts events available to the community. There are also locally grown organic meats and produce, local wineries and baking. The Cottages gives its residents privacy, as it is a gated community, and village closeness. "We have had potluck dinners, a summer parade, beach side bonfires, and a Thanksgiving feast," Donna remarks.

Although initially looking for a vacation home, the Fairhurst's decided to make The Cottages their permanent home after Frank was able to find a good job nearby. "The variety of floor plans come with plenty of options." Donna remarks, adding "You can add to any of the basic plans. Every home is completely customized to suit the individual purchaser." The Cottages has its own water and sewage treatment facilities, underground fibre-optic cable for TV, Internet and telephone, and geothermal heating and cooling. The high standard of finish within the homes as well as the services offered to the community are what drew them to The Cottages.

Frank and Donna love it at The Cottages and plan to be there for the rest of their lives! - Text by J. Lynn Fraser



"THERE ARE ENDLESS OPPORTUNITIES FOR FUN, VOLUNTEER WORK, PART OR FULL-TIME EMPLOYMENT, ETC."





"The lake, the view, the warm sunshine"



Here's what our residents are saying about the Cottages.

"We spent a day visiting other new communities in the Okanagan but there was no comparison. We jumped into the car the next morning and went back to Osoyoos Lake to take another look, and nope, nothing changed. It was still the most wonderful location. The lake, the view, the warm sunshine, everything was there that we were looking for. We can't wait to move into our new home and spend the rest of our "Golden Years" sitting on the deck, sipping a glass of wine and enjoying our "Golden Pond" at the Cottages."

Visit our website for more details including photo galleries, home plans, video tours and more homeowner testimonials about our gorgeous location and homes.



Visit our Display Homes » 2450 Radio Tower Road, Oliver, BC
See website for open hours.

1.855.742.5555 osoyooscottages.com



Shop 'til... you drop

SHOP WITH A DESIGNER

Designer extraordinaire, Jane Lockhart visits stores across the country to let us know where her favourite must-shop boutiques and design-savvy stores are located.



KEVIN MUISE INTERIORS

Halifax, NS

www.facebook.com/Kevin-Muise-Interiors



Nestled in the up-and-coming hipster neighbourhood just off Gottingen Street, Kevin Muise Interiors is housed in a recently renovated, light-filled studio. The store is a charming mix of furniture and accessories, where chrome and glass can share space with antiques and custom upholstered pieces. Great design is in the mix - where traditional meets modern. Filled with texture, colour and layers - the store's vignettes offer inspiration to its browsers. The store is a natural extension of Kevin's design aesthetic - with more than 18 years in the design industry.

THORNBLOOM-THE INSPIRED HOME

Halifax, NS

www.thornbloom.com

At Thornbloom, you'll find an inspiring collection of décor items to complement your home; everything from essentials to accent pieces. With a variety of styles and price points to choose from, they offer the best in furniture, bedding, home décor, and kitchenware. With the option of custom orders and access to even more products online, you have the luxury of choice while maintaining a personal touch.

Boutique Spotlight

STUDIO 428 DESIGN & DÉCOR

Kitchener, Ontario

www.studio428design.com

What are people buying?


We are seeing people gravitating to bold-coloured prints and nature-inspired pieces. Our unique oil prints on wood or metal are a top choice. Our Canadian-made bedding linens have also been quite popular, with many customers choosing quilts and coverlets rather than duvet covers. We have been very conscious when choosing product lines for our store, ensuring that they are Canadian or North American-made.

What's trending at Studio 428?

Popular trends right now include faux fur pillows and throws, nailheads as décor accents on a variety of accessories, and navy blue mixed with gold.

What's the style of the store?

We would describe our style as "On-Trend", with many unique items for both you and your home. It is our privilege to help our clients create spaces that are a reflection of their personal styles.



DREAM HOMES, IT'S WHAT WE DO...



LOG • TIMBERFRAME • HYBRID



DISCOVERY DREAM HOMES.COM



1.866.395.LOGS

HAMBLY'S HOME FURNISHING

Charlottetown, PEI

www.hamblysbrandsource.ca



Hambley's Brandsource is a family owned and operated furniture retail store located in Charlottetown, Prince Edward Island. They have been in business for over 40 years, opened by the Hambley father and son team, and joined by the daughter as well. Their goal has always been to help their clients find special pieces of furniture that suit their lifestyles. They have always taken great pride in offering a Canadian story with their products, supporting Canadian designers and carrying lines such as our Jane By Jane Lockhart furniture.

WILLIAM STANDEN

Sarnia, ON

www.williamstanden.com



Designer: Cassandra Nordell/Copyright William Standen Co. 2015

William Standen guides their clients through the renovation journey in a simple way that can actually be enjoyable! The finished project leaves clients with functional, beautiful, and healthy spaces that work for their families. At William Standen, they always look forward to helping clients achieve their interior decorating dreams.

WINDERGARDEN

Toronto, ON

www.windergarden.com



They started as a garden centre, but have grown to so much more! Their indoor showroom features upholstered furniture pieces that you can either take home right away or have custom-ordered to suit whatever fabric or tailored design you desire. There's also artwork, glassware, tableware, carpets, and a myriad of accents to transform your living space into a work of art.

They have a passion for providing exceptional, personalized service to discerning customers who come looking for selection, uniqueness, and intrigue. It's a unique place where their staff serves each customer with dignity and provides products to make their lives and homes beautiful.

UNION LIGHTING AND FURNISHINGS

Toronto, ON

www.unionlightingandfurnishings.com



Union Lighting and Furnishings is Canada's largest lighting showroom and offers a comprehensive collection of fine furniture and decorative accessories. Union caters to both homeowners and trade professionals in their 100,000 square foot building located in the heart of the Castlefield Design District in Toronto.

ANTIQUE DOOR & HARDWARE

Toronto, ON

www.citywidelocksmith.ca



Antique Door & Hardware is a full service location offering everything from locksmith services to fixtures for every room in the house. Antique Door & Hardware has certified staff to help you pick out the perfect front door handle right down to knobs for your kitchen drawers. Their extensive collection even covers mailboxes and knockers. No matter what your style, modern or classic, this store has everything you could possibly be looking for!

CERCAN TILE INC.

Woodbridge, ON

www.cercantile.com



Cercan Tile Inc. has been building a brilliant reputation in the industry for more than 40 years, offering their clientele quality marble, travertine, limestone, onyx, and semi-precious stones from quarries around the world. They also offer a wide selection of porcelain and ceramic tiles, marble, stone and glass mosaics, and handmade tiles.

Decorative **Magnetic** Covers for Recessed Lighting

www.ezclipse.com



- **No Tools**

Aucun Outil

- **No Mess**

Pas de Gâchis

- **Quick & Easy**

Rapide et Facile

- **Installs in Seconds**

Installe en secondes

SINCE 1975



BUILD the BEST
FOUR SEASONS®
SUNROOMS & ADDITIONS

DESIGN & BUILD CO.

SUNROOMS
SOLARIUMS
CONSERVATORIES
ADDITIONS

CALL TODAY FOR YOUR NO OBLIGATION
DESIGN CONSULTATION

1(800)268-0111

WWW.FOURSEASONS-SUNROOMS.COM
OR [FACEBOOK.COM/FSSDURHAM](https://www.facebook.com/fssdurham)



ECLECTIC REVIVAL

Toronto, ON

www.eclecticrevival.com



Eclectic Revival started in the antique business back in 1985. In the beginning, they sold everything from furniture and architectural pieces to glass, china and other "smalls". They always carried quality antique lighting and as their interest grew in lighting, they decided to drop the other aspects of the business. Since 1998, Eclectic Revival have devoted themselves exclusively to the antique lighting business, traveling extensively throughout North America and Europe to find great quality pieces for their collection.

PAINT & DÉCOR CONCEPTS

Sault Ste. Marie, ON

www.facebook.com/Paint-Decor-Concepts-Benjamin-Moore



Paint & Décor Concepts is a Benjamin Moore retail store and so much more! Not only do they have expert staff that can answer all of your paint and wallpaper questions, they also have exceptional design pieces! They sell everything from bedding and carpets to custom art created on-site!

PARIS KITCHENS

Richmond Hill, ON

www.pariskitchens.com



Paris Kitchens embodies a passion for design in a responsible family-owned and operated business that listens to and cares about its customers. The showroom is a testament to the company's enthusiastic launch into their second century, where customers will find stunning modern, traditional, and transitional displays.

INTERIOR TOUCHES

Winnipeg, MB

www.interiortouches.ca

Interior Touches provides beautiful, high quality furniture and accessories and offers customers unlimited choices to customize their purchases to fit their needs. Their Interior Design services provide clients with personalized service to ensure that they are thrilled with their new spaces.

Boutique Spotlight

CRICKLEWOOD INTERIORS

Calgary, Alberta

www.cricklewoodinteriors.com

What are people buying?

Most popular products are certainly "rustic". That would include wax pull up leathers that take on a vintage look, modern styles in a rustic finish in wood furniture, and a lot more iron, wood, and glass for a "loft" feel.

What's trending at Cricklewood Interiors?

Antiques and retro designs mixed with transitional pieces are a popular choice right now. We're seeing a mixed look even more than before. Fabrics are huge, in beautiful bedding, draperies, and throws. Area rugs are being used more for texture than colour.

What's your style?

For 33 years, our store has been known for being relaxed, comfortable, and rustic. We want people to enjoy their comfortable visit and leave excited at the new plans we help them put together for their home.



Gotcha covered

PeapodMats

Waterproof Bedwetting Mat

NO more changing the bed sheets nightly!



- 100% waterproof = bed sheets and mattress dry!
- Non-slip, grippy bottom = stays in place exactly where you put it!
- NO flaps, straps, or Velcro = No tucking or wrapping around the mattress!
- Reusable = 500+ washes!
- Soft breathable cotton = comfortable to sleep on with NO crinkle plastic or cold vinyl feel!
- Hassle free, regular wash and dry = No special instructions!



PeapodMats.com



BEFORE

AFTER




416-281-TUBS (8827)

www.thetubguys.ca

Bathtub & Tile
Reglazing

AS SEEN ON

MARC
& MANDY



RESIDE FURNISHINGS

Edmonton, AB
www.shopreside.ca



Reside Furnishings offers quality and custom pieces of furniture and décor in a tranquil setting. They have experienced sales staff that work with the customers to offer great pieces and design within a budget that suits their needs. They are often recognized and acclaimed for their unique pieces and amazing staff.

LALJI HOME

Coquitlam, BC
www.laljihome.com



Lalji Home is a family owned and operated furniture store by The Lalji Furniture Group. Located in Vancouver's furniture district - United Boulevard in Coquitlam, they are the premiere home store for furnishing needs. With exclusive brands and staff who pay attention to detail, they are a one-stop shop!

MISTAKE TO AVOID

Buy once, measure twice. A common mistake that people make is to buy a piece of furniture that looks out of proportion in their space or won't fit through their doorway.



Catch Jane Lockhart on the Marc & Mandy Show. Visit www.MarcAndMandy.com for show listings.

Boutique Spotlight

TRENDS AND TRADES

Toronto, Ontario
www.trendsandtrades.ca

Trends & Trades is a boutique company that exclusively represents top international brands such as Listone Giordano and Moruzzi along with their own private flooring collection, T&T Wood Private Collection.

What's trending at Trends & Trades?

We're seeing a strong presence of wide planks, bare look finishes, grey tones and more. (Check out our complete trend report on page 84 in this issue's Insider Secrets section!)

What's your style?

While we carry flooring that will fit nearly every design project, we are known for our commitment to work only with quality, innovative and ecologically responsible manufacturers and products while providing direct-to-designer services.



insider secrets

special edition

Are you planning a renovation or design project? We've asked our experts to share the hottest trends in kitchens, lighting, flooring, bathrooms and more!

insider secrets

kitchen trends



Photos by Bloomsbury Kitchens and Fine Cabinetry, www.bloomsburydesign.com

▲ KITCHENS AS LIVING SPACES

Busy families gravitate to the kitchen for more than just cooking and eating. A spacious 4' x 8' island in this kitchen makes it easy for a family to enjoy many activities together and allows children to be close at hand while dinner is being prepared.



ABOUT THE DESIGNER

Meghan Palmer is a professional kitchen designer and project manager with Bloomsbury Fine Cabinetry. Meghan worked together with the homeowners to transform the kitchen in this older Toronto home into a custom space that is the centrepiece of their home.



▲ CUSTOMIZABLE STORAGE

Today's kitchens combine elegance with functionality. Creative ways to tuck appliances away and organize kitchen essentials built right into the cabinetry are key to creating a welcoming kitchen. Bloomsbury is recognized for building kitchens with these characteristics.

◀ INTEGRATED APPLIANCES

A 36" Sub-Zero refrigerator is designed to be seamlessly hidden and appear as a furniture piece. The mirrored doors add a touch of glam and help reflect light around to help open up the space. Integrated refrigerators, a trademark detail of a Bloomsbury kitchen, is becoming increasingly popular in modern kitchens.



INTRICATE DETAILS

Custom details and beautiful features are key to creating a stunning kitchen. A custom classic-style range hood with a beautiful porcelain faux marble backsplash, elegant sconces and custom hand-painted framed cabinetry create a gracious focal point in this kitchen.



VELUX®

The No Leak Skylight™

A classic style with modern technology

The Solar Powered Venting Skylight comes with an easy to use touchscreen remote and integrated rain sensor to close during inclement weather.

Ask your installer for the brand that will last the lifetime of your roof!



CELEBRATING
DAYLIGHT AND
FRESH AIR



insider secrets

bathroom trends



A LITTLE FREEDOM

Freestanding tubs, like the new VOCE tub from Fleurco, continue to be popular in bathroom design. It offers a smaller footprint, allowing this freestanding tub to be installed in a small bathroom.

VOCE Tub, Fleurco, www.fleurco.com



CLEAN AND CLEAR

Streamlined, minimalist designs with minimal hardware and unobstructed views allow small bathrooms to remain bright and airy.

KINETIK Shower Door, Fleurco, www.fleurco.com



STORE IT RIGHT

With space at a premium, pieces that offer unexpected storage opportunities are a must for today's modern bathrooms.


CORTEROS Shower Base, Fleurco, www.fleurco.com



EASY DOES IT

Ease of installation is a major consideration when building or renovating. New technologies like the new Valve 46 system from Riobel, are making that a reality. The Valve 46 system allows two shower heads to be installed on one valve for a sleek design without making multiple holes in your expensive tile!

Valve 46, Riobel, www.Riobel.ca



TWO-FOR-ONE

Multi-functional fixtures allow for better use of space. For example, a shower head that offers built-in LED lighting provides the function of a shower head, the safety of in-shower lighting, and the ability to change the mood of the room simply by changing the colour of the LED lighting.

Built-in Shower Head, Riobel, www.Riobel.ca
(Available February 2016)



Get more expert advice at
www.CanadianHomeTrends.com



**Marble, Granite,
Countertops, Vanities & More**
www.ApexCustomFabrication.ca


Call Today For Your Free Estimate
416-477-2498

**30 APEX RD.
TORONTO, ON M6A 2V2
416-477-2498
info@ApexCustomFabrication.ca**

APEX
APEX CUSTOM FABRICATION
ALL STONE SURFACES

insider secrets

lighting trends



Impulse LED Chandelier,
Hinkley Lighting,
www.hinkleylighting.com

The experts at Living Lighting predict the top lighting trends for 2016.



Wallpaper, Tranquil Blue, Graham & Brown, www.grahambrown.com

CREATING DRAMA

Pairing a dark wall colour with a metallic finish creates instant drama. Strong room colours like navy, indigo, denim and even black are being paired with metallic finishes like chrome, gold and rose gold for a dramatic, luxurious look.



Baskin Pendant, Feiss Lighting, www.feiss.com

MODERN VINTAGE

Modern pieces inspired by past eras provide the perfect blend of today and yesterday. Vintage bulbs are at the forefront of this trend and can be found in both open framework fixtures and clear glass pendants. Vintage bulbs add a warm, nostalgic feel to even the most modern designs.

Gastown Chandelier, Artcraft,
www.artcraftlighting.com



Fulton Pendant,
Hinkley Lighting,
www.hinkleylighting.com

FUNCTIONAL ART

Light fixtures are no longer shrinking into the background. While the functional aspect of good lighting is always the first important consideration, light fixtures are now a primary design consideration, acting as permanent artwork within the room. Layering your lighting and adding dimmers that allow full control of the light levels, have transformed these statement pieces into functional artwork that sets both the mood and style of the room.

RETRO GEOMETRICS

Geometric designs with clean lines and sharp edges add visual interest. From table lamps in retro 60's geometric shapes of orbs, triangles and diamonds to crisp, clean, square chandeliers, these classic shapes work well in both traditional and modern spaces.

LED LIGHTING

The advancement of LED lighting technology is allowing more flexibility in lighting design while being eco-sensitive. Today's LED options offer the ability to create unique design features that were not a possibility before.



Audrie LED Pendant, Feiss Lighting, www.feiss.com

All lighting fixtures available from Living Lighting, www.livinglighting.com

• EVERY PIECE, A WORK OF ART •



287 Bridgeland Avenue
Toronto M6A 1Z6
(Entrance from Caledonia Rd)

P 416.256.3150
import-temptations.com
Mon to Sat 10 am - 5 pm
Like us on [facebook](#)

it IMPORT
TEMPTATIONS

insider secrets

lighting trends...continued

Taking a closer look



Audrie LED Pendant, Feiss Lighting, www.feiss.com



Jules Chandelier,
Hinkley Lighting,
www.hinkleylighting.com

at Living Lighting's trends

Wallpaper, Tranquil Blue, Graham & Brown, www.grahambrown.com



*Baskin Pendant, Feiss Lighting,
www.feiss.com*

*Impulse LED Chandelier,
Hinkley Lighting,
www.hinkleylighting.com*



*Gastown Chandelier, Artcraft,
www.artcraftlighting.com*



*Fulton Pendant,
Hinkley Lighting,
www.hinkleylighting.com*

**Visit www.CanadianHomeTrends.com
for more great lighting articles!**

insider secrets

flooring trends

The experts at Trends and Trades help decipher today's flooring trends.

WIDER AND LONGER PLANKS

Whether the look is sleek modern or rustic vintage, wider planks in longer lengths continue to be a popular choice.



TRADITION REIMAGINED

Traditional patterns like herringbone and chevron are being reinvented with modern finishes. This has been a strong trend in the last few years and will keep growing in 2016 with new finishes and colours.



THE BARE WOOD LOOK

A new specialty finish called "Invisible Touch" from Listone Giordano gives the look and feel of natural, bare, unfinished, untreated, wood, but with the protection required for everyday wear and tear. This water-based finish protects wood while keeping its natural appearance and the colour of an untreated surface. In addition, it features Listone Giordano's new anti-bacterial technology.



MODULAR-SHAPED FLOORS

Listone Giordano keeps challenging famous Italian designers, such as, Daniel Lago, Michele de Lucchi, Philippe Nigro, Matteo Nunziati, Marco Tortoioli Ricci, to think outside the box and come up with innovative concepts for hardwood floors. That's what the Listone Giordano Natural Genius line is about; products like the Slide, Medoc, Vibrazioni, Foxtrot, and Quadrone represent completely different concepts in the hardwood floor industry.



GREY TONES

Grey tones, achieved through a smoking or staining process, will continue to be a trend in 2016. Grey tones can appear green or even purple depending on the lighting. To ensure your flooring looks the way you imagined, take a few samples home to see which tone will look best under your lighting.

DESIGN • FURNITURE • ART • UNIQUE DÉCOR • BEDDING • TABLEWARE



WHERE your STYLE COMES HOME

www.studio428design.com | facebook.com/studio428design

428 GAGE AVENUE, KITCHENER | (519) 579-5225

EDMONTON RENOVATION SHOW

JAN 29-31
EDMONTON
EXPO CENTRE

JUAN
Contractor

REAL ADVICE
REAL INSPIRATION
REAL EXPERTS

The **Edmonton Renovation Show** is the most trusted resource for every home improvement project, inside and out. With big names like **Bryan Baeumler**, star of HGTV's *Leave It To Bryan*, plus more than **250 exhibitors** and a slew of exciting new features, there's real advice, real inspiration and real experts at every turn. Satisfaction guaranteed — or the price of admission is on us!

SEE CELEBRITY GUEST EXPERT



BRYAN BAEUMLER
HGTV'S *Leave It to Bryan*

SAVE \$4

BUY TICKETS ONLINE

PROMO CODE: **TRENDS**

*ON REGULAR ADULT ADMISSION
COURTESY OF **RenovationFind.com**

SPONSORS

floFORM
Countertops for Life

SleepCountry

EDMONTONRENOVATIONSHOW.COM

PRODUCED BY
**MARKETPLACE
EVENTS**

BEFORE

Check out
this amazing
transformation!

We asked the
experts at Modular
Home Additions to
shed light on some
important aspects
to consider when
planning an addition
to your home.

insider secrets

reno edition

What are the best tips for homeowners who want the building of their addition to go as smoothly as possible?



Determine what you can afford and what you want or need before you begin the process. Making changes after the project has begun can add additional costs and delays. It pays to take the time to create a clear picture of exactly what you want before you begin.



Discuss the process with your contractor. Find out what he will need from you and when. Do not leave decisions and purchases to the last minute as items you want may not be readily available, causing costly delays.



It is important to respect local building permit and inspection regulations. Inspections and building standards can seem like a hassle but these requirements are in place for your protection.

DO YOUR HOMEWORK

Thorough research before you begin is key to the overall success of your project.



The biggest surprise for homeowners is the length of time needed to obtain the necessary permits. There are many different requirements that must be met before construction can begin.



Research your contractor thoroughly. Ask for referrals, look for reviews, check with past clients and ask plenty of questions to ensure you know exactly what to expect!



Creating Concepts from Start to Finish...



Cricklewood Interiors

from Contemporary to Traditional

6626 CENTER STREET S.E. CALGARY
403-258-0050



WWW.CRICKLEWOODINTERIORS.COM

CALGARY HOME + GARDEN SHOW

FEB 25-28
BMO CENTRE
STAMPEDE PARK

JENNIFER
Interior Decorator

REAL ADVICE
REAL INSPIRATION
REAL EXPERTS

The **Calgary Home + Garden Show** is the most trusted resource for every home improvement project, inside and out. With big names like **André Cheigny** from HGTV's *Timber Kings* and more than 650 exhibitors and a slew of exciting new features, there's real advice, real inspiration and real experts at every turn.

SEE CELEBRITY GUEST EXPERT



ANDRÉ CHEIGNY
HGTV's *Timber Kings*

SAVE \$4

BUY TICKETS ONLINE
PROMO CODE: HOMETRENDS
*ON REGULAR ADULT ADMISSION

FOLLOW US

f Home and Garden Events
@homedshowsAB #CHGS16

SPONSORS



CALGARYHOMEANDGARDENSHOW.COM

PRODUCED BY
MARKETPLACE
EVENTS

insider secrets

editors' picks



Our editors have chosen a few trendy products.

A TIMELESS LOOK

We love this trendy Equinox faucet that blends modern and traditional for a timeless look. We can't wait to see the rest of the Equinox collection debuting later in 2016!

Riobel, www.riobel.ca



DIY WITH EASE

These shaped paint rollers allow you to easily create a custom look. We'll definitely be picking up a few of these for upcoming DIY projects!

Plaster Paint Canada, www.plasterpaintcanada.ca

PARTY ALL NIGHT

Optimize your outdoor living space this year by using these Triumph and Capitol solar lights to brighten dark areas. You and your guests will be able to keep the party going long into the evening hours!

Free-Light, www.free-light.com



LUXURY COMES HOME

Inspired by the luxurious Ashton Martin, this desk, chair, and lamp offer the perfect combination of modern luxury and retro-inspired style.

Inspiration Furniture, www.inspirationfurniture.ca



STATEMENT MAKER

The newest member of the Valor Horizon series, the new H6 model offers 60% more viewing area for a grand presence in any room.

Valor, www.valorfireplaces.com



NEW!
by RENFREW



USE THE BEST TRAPPER TAPE

Fixing. Repairing. Banding. Securing. Protecting



- STRONG
- MULTI-PURPOSE
- ALL SURFACES
- CONFORMABLE
- EASY TO TEAR
- WIDE TEMPERATURE RANGE



**BETTER
THAN DUCT!**

- + CLEAN REMOVAL
- + FLEXIBLE
- + DURABLE
- + AGGRESSIVE



TRAPPER TAPE™

by **RENFREW™**
www.TrapperTape.com

RENFREW™ : the Canadian leader in DIY, outdoor activity and sports tape design.

UNFINISHED *business*



Text
Madison Taylor

Photography
Nat Caron Studio



MULTI-FUNCTIONAL FEATURE

A counter top with bar stools creates a great place for serving refreshments when entertaining, doing homework, or enjoying a snack while still being able to interact with others in the room.

An unfinished basement is transformed into a family-friendly space featuring a media room, server, kids' play zone, gym, bedrooms and bathroom!

*M*adison Taylor's goal was to create a cosy, engaging, family-friendly, multipurpose basement space. "We wanted a space that could be used by the whole family at once" says Madison.

Inspired by fun, neutral textures and warm, natural wood materials, Madison created a space that includes a media room, server, kids' play zone, gym, two bedrooms and one bathroom while maintaining an open concept feel that is inviting and visually intriguing.

A DRIcore Subfloor was installed prior to laying the floor covering to ensure a dry, warm space for years to come. The open concept space uses ceiling bulkheads and flooring material variations to define the different areas within the space. AV equipment is also hidden within the bulkheads, keeping the space open and uncluttered.



9HBD1 Hand-held Shower Bidet
above shown in chrome & maroon finish



9HBD5 Wall Mount Foot Rinse
above shown in satin nickel finish
*Main Shot Shown in Satin Brass



From **HEAD** to **TOE** and Where no Shower has yet **DARED TO GO.**

The Rubinet Faucet Company thrives off pushing limitations and venturing where no one has gone before. The **Essentials bidet** series features a sleek design, compromises no practicality, and brings classic European comfort to your North American lifestyle. The unit is installed directly into the shower and eliminates the need for additional fixtures in your bathroom. This bidet swivels in any vertical direction, locks in every position, and when not in use, can be conveniently tucked away. The applications do not end there, as the wall bidet even doubles as a **foot rinse**.

Limited mobility has never been so limitless. The **Essentials** also includes a **hand-bidet** with an extended innovative curved shape. The restrictions of aging, arthritis, and obesity have been eliminated as the **hand-held bidet** knows no boundaries.

Whether your body prefers the gentle touch of water beam precision, or a traditional shower spray, the choice for **dual functionality** is available at the touch of a button. The **Essentials Bidet** series from The Rubinet Faucet Company - perfect for those looking to **reach the unreachable...** with a little extra care.



www.rubinet.com
THE **CANADIAN** FAUCET COMPANY

PERFECT MIX

A mixture of metals, patterns and textures are used to add visual interest without using a lot of colour.



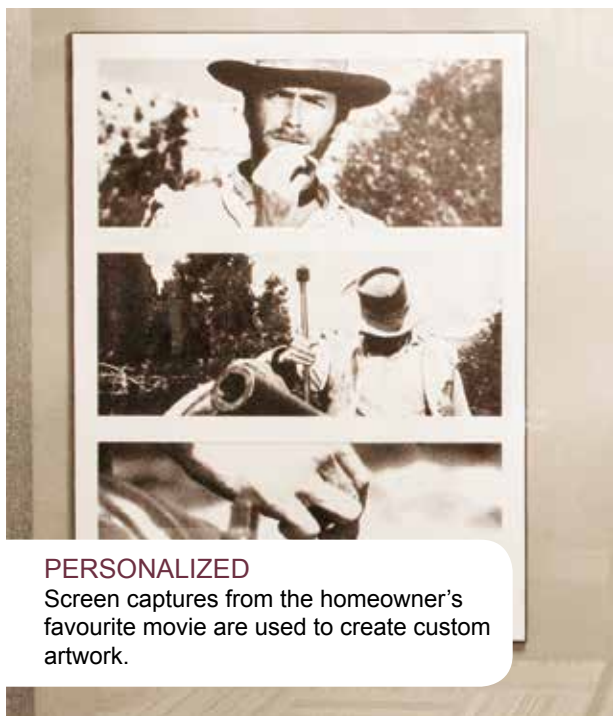
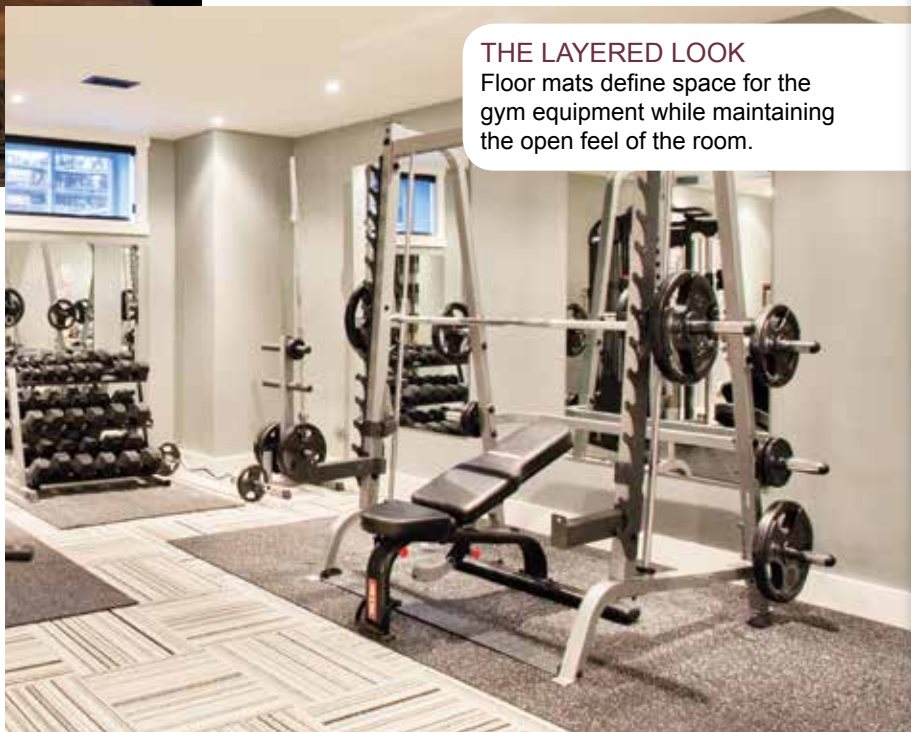
▼ WARM AND COSY

A DRIcore Subfloor creates the perfect base for a comfortable, warm floor. Carpet tiles add visual interest, comfort underfoot and practicality while a mosaic tile floor mat adds visual intrigue at the base of the stairs. - DRIcore, www.dricore.com



THE LAYERED LOOK

Floor mats define space for the gym equipment while maintaining the open feel of the room.



PERSONALIZED

Screen captures from the homeowner's favourite movie are used to create custom artwork.

Space Designed by Madison Taylor, www.madisontaylordesign.com; Photography Nat Caron Studio, www.natcaronphotography.com; Subfloor, DRIcore, www.dricore.com; Cabinetry, Absolute Cabinets, www.absolutecabinets.ca; Granite, York Fabrica, www.yorkfabrica.com; Tile, Saltillo Tiles, www.saltillo-tiles.com; Lighting, Elte, www.elte.com; Appliances, TA Appliance, www.taappliance.com

It's all in the mix



Furniture
Accessories
Bedding
Vintage Persian Rugs
Design Showroom

14-1435 40th Ave, NE
Calgary AB, T2E 8N6
403-250-2246
www.dasaninteriors.com

DASAN

INTERIORS INC.

Custom Homes and Renovations
Commercial Construction

www.dasaninteriors.com

dave.dasaninteriors@gmail.com

403.650.6778



TRANSFORM YOUR KITCHEN WITHOUT REPLACING YOUR CABINETS



ShelfGenie®
EVERYTHING WITHIN REACH™

**50% OFF
INSTALLATION**

with purchase of 5 or more Glide-Out shelves.
Offer expires 4/30/2016.*

Limit one offer per household. *Valid on Glide-Out purchase with offer. Cannot be combined with other offers. Lifetime Warranty valid for Classic or Designer products only.

Gain **ACCESS** to every part of your existing kitchen and enjoy the transformation that customized gliding shelves can bring.

866.658.3601 | shelfgenie.com

Call to schedule your **FREE** in-home design consultation.

UNFINISHED *business* continued...



*A closer look at Madison Taylor's, family-friendly,
multipurpose basement space.*



UNFINISHED
business
continued...



*Floor mats define space
for the gym equipment...*

*The bold stripes on the wall
define a cute area for kids to
play.*





*Love the mixture
of metals, patterns
and textures in this
bedroom!*



HALFPIPE

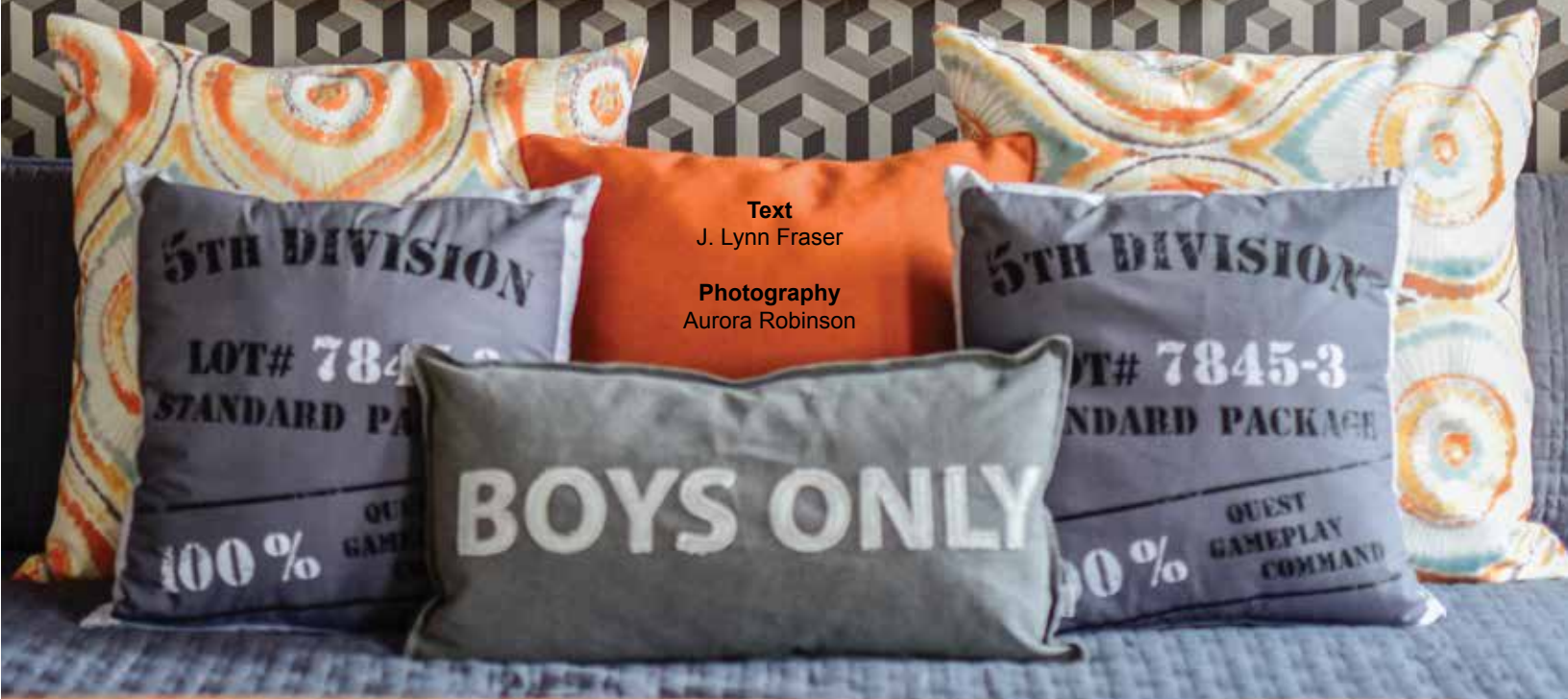
Designer Catherine-Lucie Horber transforms a mismatched room into an 8-year-old boy's dream bedroom.

DREAM



Text
J. Lynn Fraser

Photography
Aurora Robinson





Julie Grainger, a paramedic, and her husband, David Grainger, who works in banking, wanted a bedroom for their son that would “grow” with him. “It was time for our 8-year-old son, Korbin, to have a ‘big boy’ room,” Julie states. She wanted a design that was “timeless, fun, and unique” that could be updated to suit his needs over time.

Julie and David are renovating their ten-year-old, 2,600 square foot home, room-by-room. Korbin’s room, Julie comments, “was a compilation of mismatched furniture suited to a child of a much younger age.” Both Korbin and Julie worked with designer Catherine-Lucie Horber on style choices for the room. It now personifies what Catherine-Lucie calls Korbin’s “great daring personality.”

“We wanted a ‘skater’ theme for the room.
Catherine-Lucie came up with the idea of the curved book
shelf, modeled after a skateboard ramp.”

JULIE GRAINGER, HOMEOWNER





With its high-tech wallpaper and street grey colourings, Korbin's bedroom is edgy with a skateboarding aesthetic. Angles, geometrics, and ovals are repeating motifs. They give grey zigzag energy while having a 'kid' glove fit with Korbin's love of the game Minecraft, and skateboarding. Julie says "The wallpaper was definitely a splurge item. It will suit any style changes we make." The room's accessories are a budget-wise way to reflect new design trends.

The concrete coloured greys of the bed, wallpaper, book shelves, and carpeting are a foundation. "We wanted to give him a room that reflected his passions while ensuring it would have longevity as his hobbies and sports change," Catherine-Lucie remarks. The grey carpeting balances the room's colour zips and zaps. It also enhances the room's detailing as seen in the bed's brushed metal drawer pulls.

Korbin "chose the wallpaper and pillow fabrics," Julie notes. He wanted vivid speedy colours in the room. "We focused on his top colours, using them as funky accents," Catherine-Lucie remembers. The 'graffiti' art hanging connects the room's motifs, colours, and urban style.

The window's bookshelf is inspired by skateboarding ramps. It provides storage as does the window seat. Most important are the hidden compartments that keep Korbin's treasures. Classic in design, the double bed, with its generous storage drawers, will suit his needs as he grows. "I usually select items that are not necessarily made just for children," Catherine-Lucie comments. The room's angled activity table is actually two painted repurposed tables.

"I was thrilled to see how much bigger we made the room feel. The bay window became the 'star' piece with custom cabinetry," Catherine-Lucie states. The bedroom, now organized and coordinated, uses classic-style elements aided by edited accents like the room's tangerine-coloured lamp to make a statement about Korbin's passions, pep, and pizzazz.

When Korbin saw his finished room "he fell over and pretended to faint," Julie says. "Before the renovation, he only used his room for sleeping. Now we have trouble getting him out of there."

"Friends and family love it! If you saw the 'before' pictures, you would see that this was a much needed upgrade! We are so pleased with how everything came together. It exceeded our expectations."



Space Designed by Catherine-Lucie Horber, www.royalinteriordesign.ca; **Photographer,** Aurora Robinson Photography, www.aurorarphoto.com; **Bedding,** HomeSense, www.homesense.ca; **Graphic Pillows,** HomeSense, www.homesense.ca; **Bed,** Toronto Kids Furniture, www.kidsroomscanada.ca



Text
J. Lynn Fraser

Photography
Nicholas Rosaci

Gracious in greys

DIY Editor Nicholas Rosaci blends colour with whimsical style.









“My grandmother loved roses! We incorporated a rose motif wall paper in the dining room and on the DIY folding screen. Fresh white roses were also used in a collection of her beautiful glass vases throughout.”

NICHOLAS ROSACI, DESIGNER



D

IY Editor Nicholas Rosaci's 100-year-old grandmother wanted to keep living in her home for as long as possible. To meet her needs, both practical and aesthetic, he created "senior-friendly" rooms that acknowledged her sophistication and elegance. Rosaci created an updated

"living space, making it more friendly and accommodating for her needs, but in a stylish way."

The apartment's foyer, with a wink of whimsy, is imbued with 'je ne sais quoi' French style. Functional but refined the glass and chrome table is visually spare but artfully redirects light from the Eiffel Tower lamp, metal rimmed mirror, and clear glass vase. The rug and fanciful chandelier announce the apartment's repeating motifs

of passionate pastels along with French stripes. "Stripes are a perfect accompaniment to any fabric story. They provide linear edge to a very soft and feminine scheme," Nicholas observes.

In the reading nook to the right of the foyer parading patterns are posed beside pewter greys on the walls, carpeting, and upholstered furniture. The bookshelf's crisp white rectangles reiterate the graphic lines of the throw and framed photos. "Simply White by Benjamin Moore is a favourite colour this year and looks great when a space is punched up with colours and textures."

Feminine and masculine dance gracefully together in the living room. "I love rooms with eclectic furnishings. They tell a unique story," notes Rosaci. A conservative grey suited couch and matching upholstered chairs cuddle with long limbed mid-century teak chairs. Ovals, squares, and rectangles happily co-exist in lamps,





“I wanted a neutral colour pallet that was calming and restful. The bedroom had a bit more lavender added to the mix for a subtle feminine touch.”

NICHOLAS ROSACI, DESIGNER













artwork, accent pillows, and tables. Glass, seen through metal tables as well as slim rimmed art frames, glassware, and furniture all add a touch of transparency. "The key is to use a bit of the same colour in various parts of the space. When viewed as a whole the hits of colour have impact adding to the layered look."

The dining area, to the left of the foyer and next to the living room, is a light sketch of elegance. The rose motif, seen throughout the rooms, as well as round glass shapes are accompanied by shades of oyster, pearl, and pewter to which stripes offer a graphic counterpoise. "We wanted the room to look like a winter garden offset by the warm teak dining room table and crisp charcoal dining room chairs," comments Rosaci.

In the flirtatious bedroom the 'brocade' of the wallpaper and the toile of the bed's coverlet echo the dining room's clean interpretation of classic motifs. Here white side tables and mirrors add cool sophistication to balance the sugared pale pastels. "I love a space that incorporates whimsical elements and are eclectic in nature. The result is a built-up and layered collection of elements that truly make the space." The Judy form, jewelry, mirrored box, and baroque framed photos add eccentric embellishment to the room's stripes, squares, and rectangles.

"I adored creating this space. It is a true reflection of my grandmother's youthful spirit and style all the while being practical and functional for her needs."



Space Designed by Nicholas Rosaci Interiors, www.rosaci.com; **Photography,** Nicholas Rosaci Interiors, www.rosaci.com; **LIVING/ DINING/BEDROOM,** Karlstaad Sofa, Club Chairs, Nils Dining Chairs, Liatorp Coffee Table, Strandmon Wing Chair, Ranarp Reading lamp, Svelvik Bed, Hemnes Dresser, Besta Burs Desk, Ribba Picture Frames, Silkeborg Teal Area Rug, IKEA Canada www.ikea.ca; **Foyer Chandeliers,** Urban Barn www.urbanbarn.ca; **Dining Room Chandelier,** Home Depot, www.homedepot.ca; **Wallpaper and Mirrors,** Bouclair Home, www.bouclair.com; **Drapery,** Sun-Brite, www.sunbriedrapery.com; **Carpet Tiles,** FLOR, www.flor.com



Colour Psychology

Designer Michelle Cook decodes the secret meanings of colour.

Red can be powerful, bold and stimulating. It heightens senses and is perfect for a high-energy dining room or entry. When paired with white, blue or black, it makes a crisp statement. It's great for a room you don't spend too much time in. Other than red accents, it's not ideal for a child's room where it can evoke irritability. A muddied red, like crimson, can feel sophisticated and intimate. Pair it with soft grey or blue for a rich warm feeling in a den or powder room and romance in the bedroom.

Blue is a regal colour with a history of affluence and strength. It has a calming effect with the ability to reduce blood pressure and heart rate, therefore, perfect in a bedroom, living room, kitchen or bathroom. Deeper shades can create drama and although not a neutral, most colours pair beautifully with it as an accent. To offset the cool feeling of lighter blues, add soft textures and textiles.

Green is the great refresher, living happily in nature. It's restful for the senses, comforting, calm and pleasing to be surrounded by for long periods of time. It promotes concentration and allows unwinding, so an ideal colour for a home office, bedroom, den, workout room or kitchen. Blues, yellows and whites are beautiful complements to most shades of green. Plant greenery adds life and texture to any space.

Purple has long been associated with luxury and drama. It promotes creativity and although historically linked with wealth, it's also a great

choice in modern décor as a vibrant complement to an all white backdrop or equally as restful in deeper shades. Jewel tone shades are stunning in soft fabrics, such as velvet and divine in a bedroom, den or living room. Blue, green, white, yellow or red are great accent choices. Lighter hues like lavender or lilac are more feminine, feeling restful and sophisticated.

Orange inspires activity and enthusiasm. It increases energy and is believed to help heal lungs. Although great for a workout room, or a room that faces north, use sparingly or balance its intensity with white. It's a fun, bold choice, always in style as an accent colour and a happy infusion of liveliness. It's equally wonderful in a kitchen, stimulating appetite and not likely to feel overwhelming. Warm shades of orange are found everywhere in nature and pair well with neutrals, earth tones and shades of blue.

Yellow is a happy and uplifting, yet one of the hardest colours to get right, based on the variables of lighting. On a large scale it can evoke anger and frustration, even making babies cry more often. The bright sunshine shades are best used as accents or in a room with minimal wall space and pair well with white, black, green and blue. Slightly toned down shades of yellow can feel energizing, stimulating conversation and feel welcoming. It's a beautiful choice for a kitchen, dining room, bathroom or entry. - Text by Michelle Cook

SAVE vs. splurge

with Jacklynn Little



\$1,079.00

West Elm,
www.westelm.ca



\$3,180.00

Brentwood Classics,
www.brentwoodclassics.com
Made in Canada

VS.



\$199.00

\$499.00

Pottery Barn,
www.potterybarn.com



\$555.00

\$1,175.00

ELTE, www.Elte.com

VS.



\$119.00

West Elm, www.westelm.ca



\$999.00

Matouk, www.matouk.com

VS.



\$68.00

Graham & Brown,
www.grahambrown.com



\$225.00

Farrow & Ball
www.farrow-ball.com

VS.

Alexander McQueen
www.alexandermcqueen.com

AmeriCabinets
www.americabinets.com

Antique Door & Hardware
www.citywidelocksmith.ca

Aurora Robinson Photography
www.auroraphoto.com

Apex Custom Fabrication
www.apexcustomfabrication.ca

Beauti-Tone
www.beautitone.com

Black Rock Studio
www.blackrockstudio.ca

Bloomsbury Fine Cabinetry
www.bloomsburydesign.com

Bouclair Home
www.bouclair.com

Brandon Stengal
www.farmkidstudios.com

Brentwood Classics
www.brentwoodclassics.com

Catherine-Lucie Horber
www.royalinteriordesign.ca

CB2
www.cb2.com

Century Furniture
www.centuryfurniture.com

Cercan Tile
www.cercantile.com

C-I-L
www.cil.ca

Crate & Barrel
www.crateandbarrel.ca

Cricklewood Interiors
www.cricklewoodinteriors.com

Cutler Kitchen & Bath
www.cutlerkitchenandbath.com

Daniel Stuart Studio
www.danielstuartstudio.com

Design Cantoni
www.cantoni.com

Eclectic Revival
www.eclecticrevival.com

ELTE
www.elte.com

ELTE Market
www.eltemkt.com

EQ3
www.eq3.com

Evelyn Eshun
www.evelyneshun.com

Farrow & Ball
www.farrow-ball.com

Feiss Lighting
www.feiss.com

Fleurco
www.fleurco.com

Floorplanner
www.floorplanner.com

FLOR
www.flor.com

Gingers
www.gingers.com

Graham & Brown
www.grahambrown.com

Gresham House
www.greshamhousefurniture.com

Hambly's Home Furnishing
www.hamblybrandsource.ca

Hinkley Lighting
www.hinkleylighting.com

Home Depot
www.homedepot.ca

HomeSense
www.homesense.ca

Houzz
www.houzz.ca

Hudson Furniture Gallery
www.hudsonfurnitureinc.com

IKEA
www.ikea.ca

Indigo
www.indigo.ca

Inspiration Furniture
www.inspirationfurniture.ca

Interior Design for iPad
www.interior-design-ipad.com

Interior Touches
www.interiortouches.ca

J Korsbon Design
www.korsbon.com

Jackie Glass
www.jackieglass.ca

Jacklynn Little Interiors
www.jacklynnlittleinteriors.com

Jason Hartog
www.jasonhartog.com

Jo Alcorn
www.whitewashco.ca

Kelly Wearstler
www.kellywearstler.com

Kevin Muise Interiors
www.facebook.com/Kevin-Muise-Interiors

Keystone Mechanical
www.keystonemech.ca

Kim Bartley Design
www.kimbartleydesign.com

LA Closet Design
www.laclosetdesign.com

Lalji Home
www.laljihome.com

Larry Arnal
www.arnalpix.com

Laura Stein Interiors
www.laurasteininteriors.com

La-Z-Boy
www.la-z-boy.ca

Le Château
www.lechateau.com

Living Lighting
www.livinglighting.com

LUX Interior Design
www.luxdesign.ca

Madison Taylor
www.madisontaylordesign.com

Massimo Capra
www.massimocapra.com

Matouk
www.matouk.com

MJG Gallery
www.mjggallery.com

Moen
www.moen.ca

Nat Caron Studio
www.natcaronphotography.com

Nicholas Rosaci
www.rosaci.com

Osoyoos Cottages
www.osoyooscottages.com

Paint & Decor Concepts
www.facebook.com/Paint-Decor-Concepts-Benjamin-Moore

Paris Kitchens
www.pariskitchens.com

Peloso Alexander Interiors
www.pelosoalexander.com

Pink & Brown
www.pinkandbrown.com

Pinterest
www.pinterest.com

Pottery Barn
www.potterybarn.ca

Reside Furnishings
www.shopreside.ca

Riobel
www.riobel.ca

Rubinet
www.rubinet.com

Schumacher
www.fschumacher.com

Space Harmony
www.spaceharmony.ca

Stephani Buchman
www.stephanibuchmanphotography.com

Studio 428
www.studio428design.com

Sun-Brite Drapery
www.sunbriedrapery.com

Surya
www.surya.com

Tarek ElBaradie
www.baradiephotography.com

The Goods Home
www.thegoodshome.ca

The Rug Company
www.rugcompany.com

Thornbloom
www.thornbloom.com

Threadcount
www.treadcountinc.com

Toronto Kids Furniture
www.kidsroomscanada.ca

Trends and Trades
www.trendsandtrades.ca

Union Lighting and Furnishings
www.unionlightingandfurnishings.com

Urban Barn
www.urbanbarn.ca

Urban Walls
www.uwdecals.com

Weaver & Loom
www.weaverandloom.com

Weddingstar
www.weddingstar.com

Westcoast Kids
www.westcoastkids.ca

West Elm
www.westelm.ca


William Standen
www.williamstanden.com

Windergarden
www.windergarden.com

Winners
www.winners.ca

Valor
www.valorfireplaces.com

Van Gogh Designs
www.vangoghdesigns.com



Julie O
Owner of Lux Furniture Rentals



How did Lux Furniture Rentals come to be?

As a professional stager, Julie O. understood the value of having both basic and luxury items readily available to add a unique flair and create a stunning wow factor in a home. This inspired her to create a company that offers furniture and accessories for rent or purchase. Lux Furniture Rentals also offers educational seminars and workshops for home stagers, interior designers, real estate agents, and homeowners.

Why should I rent furniture if I already have my own?

The way you live and way you sell are two different things. Mixing rental furniture and accessories with some of the homeowners' existing pieces can provide a quick, easy, and cost effective update to the home. This will help enhance the space and portray that "move-in-ready" look that all buyers are attracted to when they first walk into a home.

What are three things that will create a strong impact when staging a home?

Utilizing the right furniture pieces and furniture layout to create a master bedroom that is comfortable, cosy, and relaxed is crucial! It is very important to showcase the correct size bed. Use an upholstered headboard to add softness and mirrored nightstands to reflect light, creating a brighter, more spacious look. Do not forget to dress the bed in neutral, soft, and luxurious bedding and cushions that will make potential buyers want to dive into it.



Designed by **Tina Marie Singh**
Principal Owner of Lionsgate Design

What do you think is the most important benefit of using a professional stager?

The number one benefit of using a professional stager is the expertise and knowledge they have. Most professional stagers have invested in full training and know how to target the right buyer by placing furniture, lighting, and accessories in a certain way to showcase the full potential of the home and its architecture. Professionals know what sells and what doesn't and what areas in the home to spend money on, if required. If done on your own, money can be poorly spent.

How would you describe your personal design style?

My personal style is what I like to call rustic elegance. I like natural elements mixed in with transitional pieces.

When viewing a home, what rooms will have the biggest impact on a potential buyer's decision?

I always suggest staging at least the main principal rooms (living, dining, family, kitchen, master bedroom and ensuite) and rooms that are an awkward space where potential buyers will not know how to use that space. Only 10 percent of people are visual and we don't want to have the buyers guessing what the space can be used for. Creating an attractive focal point, like a fireplace, is the best place to start. Proper lighting is also important. Finally, creating a functional space, especially in rooms where family and friends will gather, will make the space more appealing to buyers.



Mississauga, ON



**LIONSGATE
DESIGN**

*Creating Bold
and Beautiful*

COLOUR CONSULTATIONS
WINDOW TREATMENTS
UPHOLSTERY
DECORATING SERVICES/PROPERTY
STAGING
FURNITURE RENTALS

NEW LOCATION

2300 ROYAL WINDSOR DRIVE
UNIT #14, MISSISSAUGA
905.822.9998
WWW.LIONSGATEDESIGN.CA

Edmonton, AB



Serving Edmonton and Area 780-452-4527

Simply Irresistible Interiors
Real Estate Staging & Furniture Rentals

www.stageandsell.ca



REAA Home Staging Industry Award 2013
Top 10 Professional Stagers of the Year Canada
Jill Gargus

Ottawa, ON



**ACROSS OTTAWA
HOME STAGING**
...recreating, one room at a time!

- Residential & Commercial Staging
- Redesign Services
- Move In Services
- Shopping Services

Allison C. Ross, CCSP
Chief Property Stylist

t. 613-612-0199
f. 613-829-1113

ALLISON@ACROSSOTTAWAHOMESTAGING.COM
WWW.ACROSSOTTAWAHOMESTAGING.COM



Burlington, ON

El:Egance
UNDERSTATED INTERIORS

Painting | Staging | Decorating

El:Egance Understated • www.elleganceunderstated.ca
905.464.3716 • el@elleganceunderstated.ca




Ellen Forber, CSP

Changing where you live...

Calgary, AB



RACHEL BORRELLI
PROPERTY STYLIST/OWNER
403-813-2719
rachel@diversadesigns.com



Get
Maximum
Value
For Your
Home



DD
DIVERSA DESIGNS
HOME STAGING

Whitby, ON

**NELLA
casa
BELLA**

HOME STAGING, DECORATING & STYLING


Nella Deluca is the owner & principal property stylist at Nella Casa Bella. She helps home owners, realtors & builders by providing staging solutions that showcase a property for a faster sale & higher return on investment.






416.843.4958 • NELLA@NELLACASABELLA.COM • WWW.NELLACASABELLA.COM

Toronto, ON






**Lux Furniture
RENTALS**



**Toronto's Premier and Only Luxury
Furniture Rental House**

Open Monday to Friday from 9am to 5pm
238 Lesmill Road | 416.444.0589 | info@luxfurniturerentals.com

www.luxfurniturerentals.com    Staging by: REDESIGN4MORE INC.

trends Spotted!

GLEN & JAMIE

Jamie Alexander and National Design Editor Glen Peloso have selected their favourite bedroom products.

1

Love the extra wide headboard, side tables and the drawer storage.

This bed is great for its clean lines and warm wood details. It's much closer to the ground with a smaller profile on its headboard and footboard. This is a great option for a condo or any space-constrained area. - www.eq3.com



2

We love the contrast in this bedding! It transforms the bed's rustic style into a more refined look! Stylish faux reclaimed wood has been framed to make this headboard. The continuation of this bed's surround in wood preserves that stylish rustic feel. - www.urbanbarn.com



4

Love this collection of accent pillows, euro shams, duvet covers, velvets, linens, and embroidered fabrics.

The gold in the fabrics paired with navy blue is very on trend. A bed can never have too many pillows! - www.danielstuartstudio.com

We love this elegant headboard from Century Furniture in a warm grey with deep tufts.

You will notice that many fabric headboards mimic shapes that are similar to chairs backs. The fabric bed surround has a wooden detail which adds to the elegance of the bed. - www.centuryfurniture.com

3



5

We love the 6.5 ft height of this wood-framed headboard and bed surround.

The visual weight provided by the extra padding in the headboard makes this bed seem more sumptuous. This looks like a bed from a five-star hotel; all that is missing is the chocolate on the pillow! - www.centuryfurniture.com



6

Fabric covered headboards are trendy and their transitional shapes suit just about any bedroom. A square or humpback style with the addition of nailheads or simple piping adds a personal touch to these headboards.

Customize the colour or fabric and create something perfectly unique for your bedroom. - www.vangoghdesigns.com



FURNITURE FINDS

The perfect place to sleep for the luxury automotive lover! We love these pieces from the Mercedes-Benz Style collection.



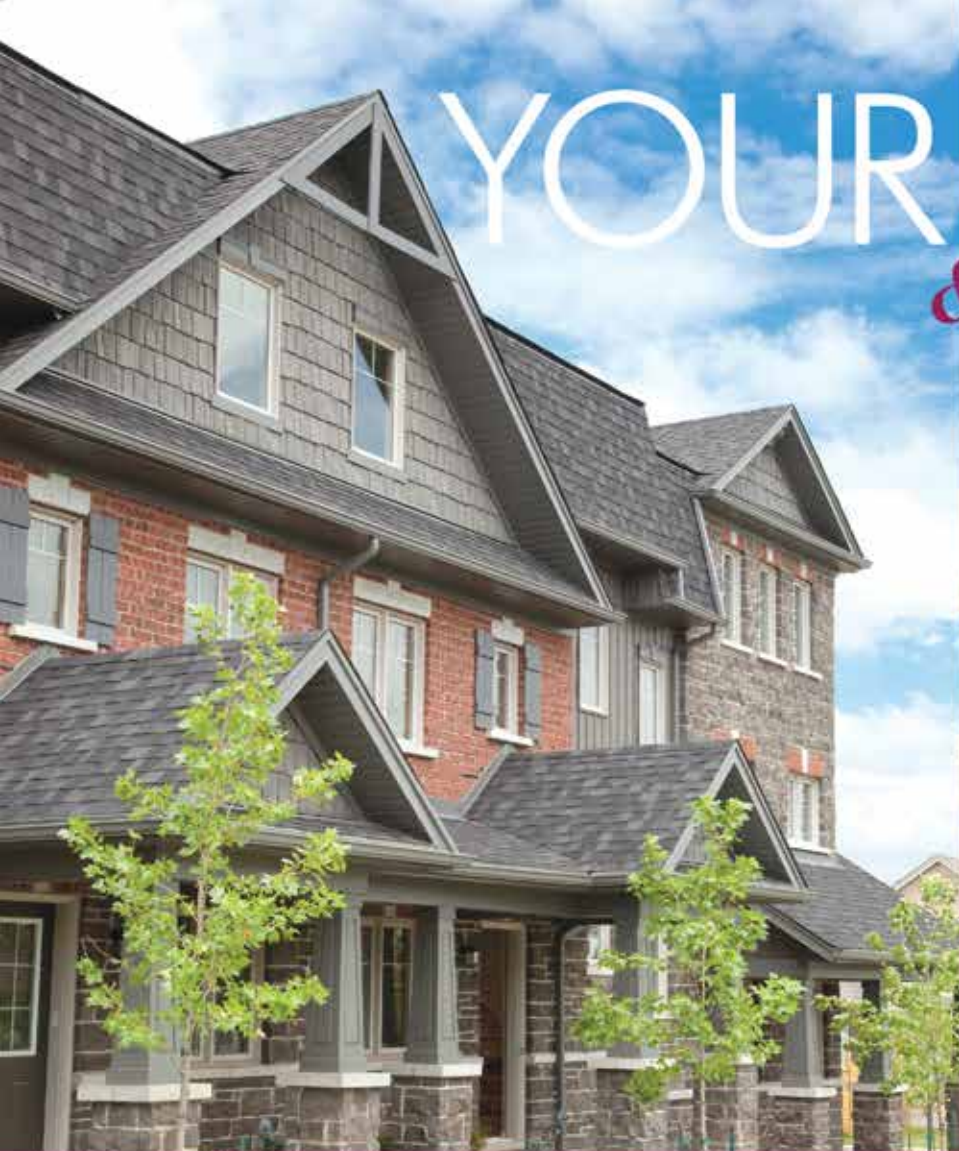
This bed from the Mercedes-Benz Style collection offers the perfect balance between comfort and style.

MBS044, Inspiration Furniture, www.inspirationfurniture.ca



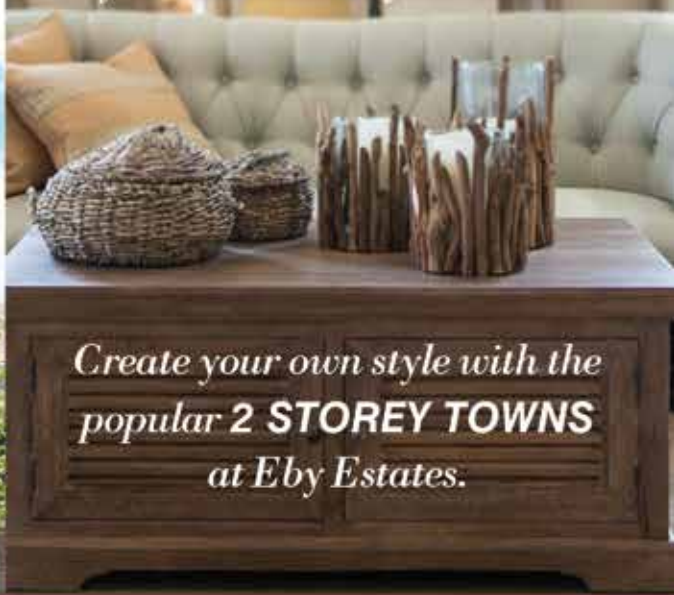
Whether you're reading the morning paper or sipping on a night cap before bed, this chair is the perfect addition to your master suite.

MBS012, Inspiration Furniture, www.InspirationFurniture.ca



YOUR HOME & Your Style


*Glamorous, elegant, eclectic,
warm and cozy,
whatever style you desire
you can make it your own.*



*Create your own style with the
popular **2 STOREY TOWNS**
at Eby Estates.*

VISIT US TODAY AND *let your creativity* MOVE YOU!

8 ISAIAH DRIVE, KITCHENER | PHONE: 226-647-0346



A HERITAGE COMMUNITY



Master Planned by
Schlegel Urban Development



Building a Better Tomorrow.®

eastforesthomes.com



Pictures are artist concept for illustration purposes only and may not reflect actual product. Please see Sales Representative for details.
E. & O.E., January 2016

YES!!!

With a colour this great,
it's natural to get carried away.

Discover *Rose to the Occasion*
from our LUSH LIFE palette.

LL127-3

Just one of many BEAUTI-ful colour collections
from Canada's Paint Experts.



Beauti-Tone
CANADA'S PAINT EXPERTS

Available exclusively at Home Hardware and Building Centre locations.
Actual paint colour may not be as shown.

beauti-tone.ca