

Kushies Quality Cannabis

100 Powell Place #1434
Nashville, TN 37204
info@kushiescannabis.com

Sample: 01-29-2025-59583W8469

Sample Received: 01/29/2025;

Report Created: 02/10/2025; Expires: 02/03/2026

Key Lime Pie
Ingestible chocolate



TENNESSEE COMPLIANCE RESULT PASS

TN-CANNABINOIDS
PASS


TN-MICROBIALS
PASS

TN-MYCOTOXINS
PASS

TN-RESIDUAL SOLVENTS
PASS

TN-PESTICIDES
PASS

TN-HEAVY METALS
PASS



Compliance Result*

PASS
0.225 %

0.250 %
Δ-9 THC

0.002 %
THCA

0.250 %
Total THC

Tennessee Cannabinoids Compliance Report

Complete

(Testing Method: CON-P-3000, HPLC)

Date Tested: 01/29/2025

Analyte	LOD	LOQ	MU	Mass	Mass	Mass
	mg/unit	mg/unit	mg/unit	mg/unit	mg/g	%
Δ-8-Tetrahydrocannabinol (Δ-8 THC)	5.254	7.880	N/A	ND	ND	ND
Total THC (THCa * 0.877 + Δ-9-THC)	0.985	1.478	13.659	136.591	2.500	0.250
Δ-9-Tetrahydrocannabinol (Δ-9 THC)	5.254	7.880	13.659	136.591	2.496	0.250
Δ-9-Tetrahydrocannabinolic Acid (THCA-A)	5.254	7.880	N/A	ND	ND	ND
Δ-9-Tetrahydrocannabiphoriol (Δ-9 THCP)	5.254	7.880	N/A	ND	ND	ND
Δ-9-Tetrahydrocannabivarin (Δ-9 THCV)	5.254	7.880	N/A	ND	ND	ND
R-Δ-10-Tetrahydrocannabinol (R-Δ-10-THC)	5.254	7.880	N/A	ND	ND	ND
S-Δ-10-Tetrahydrocannabinol (S-Δ-10-THC)	5.254	7.880	N/A	ND	ND	ND
9R-Hexahydrocannabinol (9R-HHC)	5.254	7.880	N/A	ND	ND	ND
9S-Hexahydrocannabinol (9S-HHC)	5.254	7.880	N/A	ND	ND	ND
Total				136.591	2.496	0.250

* Compliance Result Adjusted for Measurement of Uncertainty

Unit Size: 54.724 g Unit: 1 Chocolate Bar

Kushies Quality Cannabis

100 Powell Place #1434
Nashville, TN 37204
info@kushiescannabis.com

Sample: 01-29-2025-59583W8469

Sample Received: 01/29/2025;

Report Created: 02/10/2025; Expires: 02/03/2026

Key Lime Pie

Ingestible chocolate



Tennessee Microbials Compliance Report

(Testing Method: qPCR & 3M Petrifilm & SIM Plate, CON-P-6000, CON-P-9000)

Date Tested: 01/30/2025

Analyte	LOD	Mass	Status
	CFU/g	CFU/g	Pass/Fail
Shigatoxigenic Escherichia coli (STEC)	31.62	ND	Pass
Salmonella	31.73	ND	Pass

Kushies Quality Cannabis

100 Powell Place #1434
Nashville, TN 37204
info@kushiescannabis.com


Sample: 01-29-2025-59583W8469

Sample Received: 01/29/2025;

Report Created: 02/10/2025; Expires: 02/03/2026

Key Lime Pie

Ingestible chocolate



Tennessee Mycotoxins Compliance Report

(Testing Method: LC/MS/MS, CON-P-5000)

Date Tested: 01/29/2025

Analyte	LOD	LOQ	LIMIT	MU	Mass	Status
	ug/kg	ug/kg	ug/kg	ug/kg	ug/kg	Pass/Fail
Aflatoxin B1	1.5000	5.0000	20.0	N/A	ND	Pass
Total Aflatoxins (B1, B2, G1, G2)	1.5000	5.0000	20.0	0.000	ND	Pass
Aflatoxin B2	1.5000	5.0000	20.0	N/A	ND	Pass
Aflatoxin G1	1.5000	5.0000	20.0	N/A	ND	Pass
Aflatoxin G2	1.5000	5.0000	20.0	N/A	ND	Pass
Ochratoxin A	6.0000	20.0000	20.0	N/A	ND	Pass

Kushies Quality Cannabis

100 Powell Place #1434
Nashville, TN 37204
info@kushiescannabis.com

Sample: 01-29-2025-59583W8469

Sample Received: 01/29/2025;

Report Created: 02/10/2025; Expires: 02/03/2026

Key Lime Pie
Ingestible chocolate



Tennessee Residual Solvents Compliance Report

(Testing Method: HS-GC/MS, CON-P-8000)

Date Tested: 01/29/2025

Analyte	LOD	LOQ	LIMIT	MU	Mass	Status
	PPM	PPM	PPM	PPM	PPM	Pass/Fail
Total Butanes (n-butane, iso-butane)	138.000	460.000	1000.0	N/A	ND	Pass
Total Xylenes (1,2-dimethylbenzene, 1,3-dimethylbenzene, 1,4-dimethylbenzene, ethylbenzene)	60.000	200.000	430.0	N/A	ND	Pass
Total Hexanes (n-hexane, 2-methylpentane, 3-methylpentane, 2,2-dimethylbutane, 2,3-dimethylbutane)	7.500	25.000	60.0	N/A	ND	Pass
Total Pentanes (n-pentane, iso-pentane, neo-pentane)	168.000	560.000	1000.0	N/A	ND	Pass
n-Heptane	300.000	1000.000	1000.0	N/A	ND	Pass
2-Propanol (IPA)	150.000	500.000	1000.0	N/A	ND	Pass
Acetone	75.000	250.000	1000.0	N/A	ND	Pass
Benzene	0.300	1.000	2.0	N/A	ND	Pass
Ethanol	300.000	1000.000	1000.0	N/A	ND	Pass
Ethyl Acetate	75.000	250.000	1000.0	N/A	ND	Pass
Methanol	30.000	100.000	600.0	N/A	ND	Pass
Propane	300.000	1000.000	1000.0	N/A	ND	Pass
Toluene	30.000	100.000	180.0	N/A	ND	Pass

Kushies Quality Cannabis

100 Powell Place #1434
Nashville, TN 37204
info@kushiescannabis.com

Sample: 01-29-2025-59583W8469

Sample Received: 01/29/2025;

Report Created: 02/10/2025; Expires: 02/03/2026

Key Lime Pie
Ingestible chocolate



Tennessee Pesticides Compliance Report

(Testing Method: LC/MS/MS & HPLC-UV, CON-P-5000)

Date Tested: 01/29/2025

Analyte	LOD	LOQ	LIMIT	MU	Mass	Status	Analyte	LOD	LOQ	LIMIT	MU	Mass	Status
	PPM	PPM	PPM	PPM	PPM	Pass/Fail		PPM	PPM	PPM	PPM	PPM	Pass/Fail
Acephate	0.050	0.100	0.4	N/A	ND	Pass	Hexythiazox	0.050	0.100	1.0	N/A	ND	Pass
Chloromequat chloride	0.050	0.100	0.2	N/A	ND	Pass	Imazalil	0.050	0.100	0.2	N/A	ND	Pass
Spinosad	0.05	0.1	0.2	N/A	ND	Pass	Imidacloprid	0.100	0.200	0.4	N/A	ND	Pass
Abamectin	0.05	0.1	0.5	N/A	ND	Pass	Kresoxim	0.050	0.100	0.4	N/A	ND	Pass
Acequinocyl	0.050	0.100	2.0	N/A	ND	Pass	Methyl						
Acetamiprid	0.050	0.100	0.2	N/A	ND	Pass	Malathion	0.050	0.100	0.2	N/A	ND	Pass
Aldicarb	0.050	0.100	0.4	N/A	ND	Pass	Metalaxyl	0.050	0.100	0.2	N/A	ND	Pass
Azoxystrobin	0.050	0.100	0.2	N/A	ND	Pass	Methiocarb	0.050	0.100	0.2	N/A	ND	Pass
Bifenazate	0.050	0.100	0.2	N/A	ND	Pass	Methomyl	0.050	0.100	0.4	N/A	ND	Pass
Bifenthrin	0.050	0.100	0.2	N/A	ND	Pass	Myclobutanil	0.050	0.100	0.2	N/A	ND	Pass
Boscalid	0.050	0.100	0.4	N/A	ND	Pass	Naled	0.125	0.250	0.5	N/A	ND	Pass
Carbaryl	0.050	0.100	0.2	N/A	ND	Pass	Oxamyl	0.250	0.500	1.0	N/A	ND	Pass
Carbofuran	0.050	0.100	0.2	N/A	ND	Pass	Paclobutrazole	0.050	0.100	0.4	N/A	ND	Pass
Chlorantraniliprole	0.050	0.100	0.2	N/A	ND	Pass	Parathion	0.050	0.100	0.2	N/A	ND	Pass
Chlorfenapyr	0.050	0.100	1.0	N/A	ND	Pass	Methyl						
Chlorpyrifos	0.050	0.100	0.2	N/A	ND	Pass	Permethrins	0.050	0.100	0.2	N/A	ND	Pass
Clofentazine	0.050	0.100	0.2	N/A	ND	Pass	Phosmet	0.050	0.100	0.2	N/A	ND	Pass
Cyfluthrin	0.250	0.500	1.0	N/A	ND	Pass	Piperonyl	0.050	1.000	2.0	N/A	ND	Pass
Cypermethrin	0.250	0.500	1.0	N/A	ND	Pass	Butoxide						
Diazinon	0.050	0.100	0.2	N/A	ND	Pass	Prallethrin	0.050	0.100	0.2	N/A	ND	Pass
Dichlorvos (DDPV)	0.025	0.050	0.1	N/A	ND	Pass	Propiconazole	0.050	0.100	0.4	N/A	ND	Pass
Dimethoate	0.050	0.100	0.2	N/A	ND	Pass	Propoxur	0.050	0.100	0.2	N/A	ND	Pass
Ethoprophos	0.050	0.100	0.2	N/A	ND	Pass	Pyrethrins	0.250	0.500	1.0	N/A	ND	Pass
Etofenprox	0.050	0.100	0.4	N/A	ND	Pass	Pyridaben	0.050	0.100	0.2	N/A	ND	Pass
Etoxazole	0.050	0.100	0.2	N/A	ND	Pass	Spiromesifen	0.050	0.100	0.2	N/A	ND	Pass
Fenoxycarb	0.050	0.100	0.2	N/A	ND	Pass	Spirotetramat	0.050	0.100	0.2	N/A	ND	Pass
Fenpyroximate	0.050	0.100	0.4	N/A	ND	Pass	Spiroxamine	0.050	0.100	0.4	N/A	ND	Pass
Fipronil	0.050	0.100	0.4	N/A	ND	Pass	Tebuconazole	0.050	0.100	0.4	N/A	ND	Pass
Flonicamid	0.050	0.100	1.0	N/A	ND	Pass	Thiacloprid	0.050	0.100	0.2	N/A	ND	Pass
Fludioxonil	0.050	0.100	0.4	N/A	ND	Pass	Thiamethoxam	0.050	0.100	0.2	N/A	ND	Pass
							Trifloxystrobin	0.050	0.100	0.2	N/A	ND	Pass
							Daminozide	0.050	0.100	1.0	N/A	ND	Pass

Kushies Quality Cannabis


100 Powell Place #1434
Nashville, TN 37204
info@kushiescannabis.com

Sample: 01-29-2025-59583W8469

Sample Received: 01/29/2025;

Report Created: 02/10/2025; Expires: 02/03/2026

Key Lime Pie
Ingestible chocolate



Tennessee Heavy Metals Compliance Report

(Method of Analysis: ICP/MS, CON-P-7000)

Date Tested: 01/30/2025

Analyte	LOD	LOQ	LIMIT	MU	Mass	Status
	PPM	PPM	PPM	PPM	PPM	Pass/Fail
Arsenic	0.05	0.0917	0.4	N/A	ND	Pass
Cadmium	0.05	0.0917	0.4	N/A	ND	Pass
Lead	0.05	0.0917	1.0	N/A	ND	Pass
Mercury	0.05	0.0917	1.2	N/A	ND	Pass

Kushies Quality Cannabis

100 Powell Place #1434
Nashville, TN 37204
info@kushiescannabis.com

Sample: 01-29-2025-59583W8469

Sample Received: 01/29/2025;

Report Created: 02/10/2025; Expires: 02/03/2026

Key Lime Pie

Ingestible chocolate



Tennessee Cannabinoids Supplemental Report

Complete

(Testing Method: HPLC, CON-P-3000)

Date Tested: 01/29/2025

Analyte	LOD	LOQ	MU	Mass	Mass	Mass
	mg/unit	mg/unit	mg/unit	mg/unit	mg/g	%
Total CBD (CBDA * 0.877 + CBD)	0.985	1.478	N/A	ND	ND	ND
Δ-9-Tetrahydrocannabinolic Acid (Δ-9 THCVA)	5.254	7.880	N/A	ND	ND	ND
Cannabidiarin (CBDV)	5.254	7.880	N/A	ND	ND	ND
Cannabidiarinic Acid (CBDVA)	5.254	7.880	N/A	ND	ND	ND
Cannabidiol (CBD)	5.254	7.880	N/A	ND	ND	ND
Cannabidiolic Acid (CBDA)	5.254	7.880	N/A	ND	ND	ND
Cannabigerol (CBG)	5.254	7.880	N/A	ND	ND	ND
Cannabigerolic Acid (CBGA)	5.254	7.880	N/A	ND	ND	ND
Cannabinol (CBN)	5.254	7.880	N/A	ND	ND	ND
Cannabinolic Acid (CBNA)	5.254	7.880	N/A	ND	ND	ND
Cannabichromene (CBC)	5.254	7.880	N/A	ND	ND	ND
Cannabichromenic Acid (CBCA)	5.254	7.880	N/A	ND	ND	ND
Total				0.0	0.000	0.0

Total THC = THCa * 0.877 + Δ9-THC; Total CBD = CBDA * 0.877 + CBD; LOQ = Limit of Quantitation; ND = Not Detected.

Unit Size: 54.724 g Unit: 1 Chocolate Bar