

The Story
of Us




DATE NIGHT IN



Welcome!





From European adventures to quarantine birthdays, most of our memories live virtually these days; however, there is something nostalgic about the idea of putting our memories down on paper and getting our photos off the phone.

Tonight, you will create a book called The Story of Us and go on a captivating photo scavenger hunt together. Take a trip back down memory lane, look ahead to the future, and get creative!

Take a few extra pictures of your date night and share them using #DateNightInBox. One lucky couple will win their next date FREE! Join us on Facebook or Instagram for more details.

If you received this date as a gift and enjoy your night, we would love for you to join us again next month. Thanks to all of you for allowing us to help build memories with you and your significant other.

Till Next Month!

Night In Boxes Team





DATE

NIGHT

Itinerary





SET THE MOOD

Take some time to set the mood for your date! You will more than likely need a table nearby to create your book. Try to make your space cozy by lighting your included candle and settling in to enjoy each other's company. Dim the lights and access your custom Story of Us playlist at <https://www.datenightinbox.com/story-of-us> and enjoy a great date night soundtrack.

THE STORY OF US PHOTO SCAVENGER HUNT

Grab your included camera and complete your photo scavenger hunt as a couple.

MAKE YOUR OREO POPS

Get ready to make delicious Oreo pops!

CREATE *THE STORY OF US*


Love brought you together, and now it's time to tell your story in a unique way. Get ready to write your love story and create lasting memories!

FINAL REFLECTIONS

Take some time to reflect on your relationship thus far and your future together!

ENJOY THE REST OF YOUR NIGHT!






SET THE
Mood




Consider the space in which your date will be taking place tonight. Grab your included candle and take a moment to make your date spot a cozy space. It might be helpful to sit at a table or clear off a coffee table for your date.

Don't forget to visit our website and hit play on your custom *The Story of Us* playlist.




datenightinbox.com/story-of-us




The Story
of Us

PHOTO
SCAVENGER
HUNT





Grab your included camera and get ready to snap some pictures! Take turns being the photographer and check off the tasks below to complete your photo scavenger hunt.

- 
- Take a picture that reflects how you first met.
 - Capture your best facial reenactment of how you each felt on your first date.
 - Snap a selfie recreating the moment of your first kiss.
 - Take a candid picture of your significant other.
 - Find objects around the house to form the number of years you have been together and snap a photo of it.
 - Grab a memento that reminds you of a trip that you've enjoyed together and snap a picture of it.
 - Take a photo of the most valuable thing you own.
 - Take a selfie while you dance to a song that has significance to your relationship.
 - Take a picture of a place you want to visit together on your included map.
 - Take a picture of a place you have lived together on your included map.
 - Think about your plans for your future and snap a picture together taking an oath to actually make them happen.

Play a game of rock, paper, scissors to determine who will drop off and pick up your camera to be developed!

MAKE YOUR
CHOCOLATE
OREO POPS





Time to enjoy a delicious snack!

DIRECTIONS

Step 1

Begin by firmly holding an Oreo between your thumb and middle finger. Place your index finger over the top of your Oreo and push a lollipop stick up through the filling of the Oreo. Stop once you feel the cream push up against your index finger.

Step 2

Grab your included Oreo decorating mat.


Step 3

Melt Candy Melts as directed. You have the option to drizzle over your Oreos or completely coat them.

Step 4

Carefully lift each pop from the decorating mat using a spatula or knife.



Enjoy your sweet treat!






CREATE

The Story
of Us



It's time to get settled into the main activity of your date. Grab your included book and materials and get busy filling out and assembling your The Story of Us photo album!




Reflection Time!

Take a moment to reflect on your Story of Us Date Night In by partaking in one final activity!

Take 1 minute to write a speech reflecting on your relationship; make sure to answer the following questions:

- How has your relationship grown over the years?
- What are you most proud of in your relationship?
- How does the foundation of your relationship set you up for future success?

After you have completed writing your reflection, take turns sharing what you wrote!



Enjoy the rest
of your night!



date

NIGHT IN BOXES

*Share your date
with us!*

@DATENIGHTINBOX

#DATENIGHTINBOX

DATENIGHTINBOX.COM