WEDDINGS

CAPTURED BY LYNDSEY PHOTOGRAPHY

WELCOME

Your wedding day is going to be filled with laughter, love, and excitement. We want to ensure that your day goes as smoothly as possible and that your main focus is on enjoying every moment. We take the extra time to plan out your wedding day shots with you so there is plenty of time to capture you, your loved ones and the special moments that you will want to remember for a lifetime. From the first excited laugh from the bride and her maid of honor to the last kiss goodnight and farewell as newlyweds; you can trust our experienced and passionate photographers to capture all the details that are important to you. Your wedding day will leave you with memories that you will cherish for many years to come and we want to capture those memories in perfect form.

Steps to Finding a Wedding

PHOTOGRAPHER

Choosing your wedding photographer should take just as much consideration as choosing the right venue or wedding cake. This is not an area that you just want to brush off and choose whoever is recommended from your family or who has the best price. You will want to be able to cherish and show off your wedding images for the rest of your life so you want to take the time to carefully choose the best photographer for you and your fiancé. These steps will help guide you to finding the perfect photographer to shoot your big day.

Steps to Finding the Perfect Wedding Photographer

Style

The first thing you want to determine before looking for a photographer is the style of photography you like the best. Do you want posed shots? Formal? Traditional? Or Spontaneous and candid? Knowing the types of images you want from your wedding day will help you narrow down your selection and can make it easier to find a photographer that specializes in the style you like most.

Referrals & Reviews

Referrals and reviews, for the most part, go hand in hand since many people who refer a photographer to you will give you their review on the spot as well. Your friends and family will be the first ones you will get referrals from and typically you can trust them not to refer someone who they wouldn't use again. Also consider asking your wedding planner or other vendors you have already booked or are considering booking, for some wedding photographer referrals. Most often photographers will build relationships with different planners, venues, caterers and so on which can give you more confidence in working with the photographer they recommend.

Research

Once you have a nice list of potential photographers you will want to start doing your research. Look for them on social media, visit their website and read over any reviews past couples have left. This is the easiest and fastest way to begin cutting down your list since you will be able to tell from their social media presence if they are the type of photographer you may be interested in working with.

Narrow Down Your List

Once you have done your research you have probably narrowed down your list, now you will want to reach out to them. You don't want to worry too much about pricing right now, your first contact is to see if they are available for your wedding date and to provide you with additional information. The way a photographer responds to your initial contact can also be telling as to how professional they are. These responses can be a good way to judge if that photographer is someone you will want to trust shooting your most important day.





Meet with Your Top Picks

Meeting with your photographer before you make your final decision can save you a lot of stress and headaches later on down the road. When you meet with your photographer in person you can get a better idea of what it will be like to work with them. This is also an ideal time to view full portfolios of their previous work. This is a crucial step in making your final decision and one that many couples skip over because they do not realize how beneficial it can be to actually meet the photographer they will be working with.

Personality

One of the main things you will want to consider is how well you and your photographer will be able to work together. You need to take careful consideration because you will be spending a majority of your wedding day with your photographer, more than most couples realize, so you want to make sure that your personalities mesh.

Compare

You will want to make a pros and cons list of each of your top picks. There are a number of things you will want to take into consideration such as:

Packages - What does each photographer offer on the wedding day and afterwards. The packages will include the hours they are booked for, what their timeline is for the wedding day, how long it will take for them to complete the edits for you to review and what prints or albums they include with their packages. Make sure you have a clear understanding of what the standard package rates are as well as what you can expect to pay for any additions you may need or want to add on.

What are your rights - By law your photographers own the rights to all the images they shoot on your wedding day, which allows them to use any of these images for promotional purposes. This also means that you may not be able to share your images unless they contain the photographer's watermark on them. You want to go over these details with your photographer so you don't run into any legal issues later on.

Post Production - Here you will not only want to compare how long it will take for you to get the proofs back to review but also how you will be able to review these images. You will also want to know how many images you can expect to review, how many of these images will be retouched, what techniques they use when editing, what special effects they use and how you can get prints made.

Making Your Final Decision

After you've reviewed your pros and cons you really just want to go with your gut feelings. Choose the photographer that you believe will not only be able to capture your big day in a way you will want to remember for years to come but also one you will want to share your big day with.

QUESTIONS

to Ask Your Wedding Photographer

When you hire a wedding photographer there are the general questions you will ask in terms of equipment, a second shooter, and insurance, but there are a few others question you want to make sure you ask so that when you make your final decision you will know exactly what to expect.

How would you describe your style?

What You Want to Know:

Every photographer has their own unique style. Some photographers will take stunning traditional photos but may struggle with the creative personal portraits you want and vice versa. Knowing what style your photographer specializes in will immediately let you know if they are the one you should be considering.

Have you shot a wedding that is similar to ours?

What You Want to Know:

If you are planning a big wedding with over 200 guests, you may not want to go with a photographer that has only shot small and intimate weddings. This is also important for the location as well. Does your photographer have experience shooting in low lighting? Large venues? Small private gardens?

How many weddings do you typically shoot in a year?

What You Want to Know:

Some photographers may only shoot a small number of weddings per year. This may be because they work more closely and spend more time with each of their couples. Other photographers may only do photography as a side job. Also consider asking how long they have been shooting weddings and what other types of photography they do.

What does your typical wedding day schedule look like?

What You Want to Know:

This will give you an idea of how early you can expect your photographer to show up and begin shooting on the day of and how late they usually stay. This will also let you know what you can expect on your wedding day in terms of what types of photos they tend to include throughout the day.



What are some of the biggest challenges you have faced when shooting a wedding and how have you handled them?

What You Want to Know:

This answer to this question can be very telling. If the photographer says they have never had any challenges you might not want to go with them. There is always some kind of setback on the wedding day from the weather not cooperating, traffic throwing off the timeline, wardrobe malfunctions to equipment malfunctions. You want to trust that your photographer can handle the stress and be honest with you to ensure that they can assist in helping everything run smoothly.

Do you work off a shot list?

What You Want to Know:

This answer to this question can be very telling. If the photographer says they have never had any challenges you might not want to go with them. There is always some kind of setback on the wedding day from the weather not cooperating, traffic throwing off the timeline, wardrobe malfunctions to equipment malfunctions. You want to trust that your photographer can handle the stress and be honest with you to ensure that they can assist in helping everything run smoothly.

Can you describe what your post process is like?

What You Want to Know:

Not only will this tell you just how long you can expect to wait for your edited images but this will also give you a clear idea of what techniques your photographer uses. How many images can you expect? How many of these images do they retouch? Can you view the complete set of images? How can you get prints made? The editing process will take at least a month so you want to make sure the wait is worth it and the final product you receive is something you will be able to cherish for years to come.

TIMELINE

for Your Wedding Day

Getting Ready Details
(30-45 min.)
These shots include the dress, bridal party attire, shoes, rings, flowers & other details.

Bride & Groom Prep
(45-60 min.)
The lead shooter will stay with the bride, while a second shooter will stay with the groom.

Bride & Groom Portraits
(30 min.)
After hair and makeup is an optimal time to get the individual shots of the bride and groom.

Sneak Peek or "First Look"
(45-60 min.)
This allows couples time to capture the genuine emotion of seeing each other for the first

Wedding Party Shots
(45-60 min.)
The bride and groom with the bridal party both individually and full group shots are taken at this time.

Family Portraits
(45-60 min.)
Allow approximately 3-5 minutes per family member grouping, though it may not take that long.

Ceremony Venue
(30 min.)
Your photographer needs time to photograph the ceremony venue prior to guests arriving & entering.

Additional Family Portraits
(45-60 min.)
After the ceremony, you can have additional photos taken with your extended family & special guests.

Couples Session
(60 min.)
The couples' session is scheduled 20 min. from sunset because the best lighting occurs then.

Reception Venue
(30 min.)
Allow your photographer can take shots of the reception venue prior to guest arriving & entering.

Sneak Out
(30 min.)
Some couples wait until dinner is served to sneak out to do these shots while guests are eating.

CONTACT

www.capturedbylyndsey.com
info@capturedbylyndsey.com
(816) 646-6098

Captured by Lyndsey
photography