

Finding Jesus

Gospels



"...these are the very scriptures that testify about me." John 5:39

Victorious Light

Finding Jesus

Gospels

Copyright © 2025 Laura Baca

Second Printing

All rights reserved.

For questions regarding distribution or training, or to
request permissions, contact the publisher at
lbaca@victoriouslight.org

Illustrations by Alexander Skibelski

Cover art by Lesia Talbert

Printed by Victorious Light

VictoriousLight.org



Table of Contents

<i>Jesus the King</i>	5
-----------------------	---

<i>Teaching the Lessons</i>	7
-----------------------------	---

Life & Miracles of Jesus

My Beloved Son	10
Into the Wilderness	16
A Wedding Invitation	20
A Den of Thieves	24
An Evening Visit	32
Everything I've Ever Done	38
The Nobleman's Son	46
Waiting for the Water	50
So You May Know	56
A Withered Hand	60
Finding Great Faith	66
Who Is This?	70
Set Free!	74
Only Believe	78
What Do You Have?	84
If It Is You	92
One Thing I Know	98
If You Believe	104
Giving Thanks	110
Have Mercy	114
Zacchaeus	120
Forgiven Much	124
More Than the Others	130

Parables & Teachings of Jesus

How Will You Understand?	136
City On A Hill	142

Parables & Teachings of Jesus

When You Pray	146
Into the Ditch	150
How Much More	154
On the Rock	160
Weeds in the Wheat	164
Two Kinds of Yeast	168
The Heart of Man	172
The Door	176
Who Is My Neighbor?	180
The Wicked Servant	186
The Lost Sheep	192
The Lost Coin	196
The Lost Son	200
What Fills Your Heart?	208
Workers in the Vineyard	212
The Wicked Farmers	216
Kingdom Business	220
Improperly Dressed	224

Death & Resurrection

Arrested!	228
Falsely Accused	234
When the Rooster Crows	240
Crucify Him!	248
King of the Jews	256
Empty Tomb	264

Birth of Jesus

Unable to Speak	270
A Child Is Born	276
From the East	282







Jesus the King

Who is Jesus and what is the Bible really about?

The Bible is one story that leads to Jesus. Jesus is at the center of every part of the Bible.

Jesus is the Alpha and the Omega, the beginning and the end. He is woven like a tapestry throughout the entire Bible.

God created the world by words. He created man in His own image (Genesis 1:28) and man was meant to rule and reign over the earth as part of the kingdom of heaven, or the kingdom of God.

When Adam and Eve ate of the tree, sin entered the world. Man lost his right to rule; he had voluntarily turned over his domain to the enemy.

But God had a plan of redemption

Jesus was always the plan. He was the "lamb slain from the foundation of the world." (Revelation 13:8) He was the "seed" spoken of by God in Genesis 3:15. The reader follows this "seed" through the Bible, looking and waiting for the One who will come and save the people and restore God's kingdom on earth.

Prophecies of Jesus

Throughout scripture we see repeated themes and patterns that all point to Jesus. Words were spoken throughout the centuries prophesying about this "seed," this Messiah, who would come to save his people. The prophecies were hidden and spoken in mysteries (1 Corinthians 2:6-8) so that the rulers of this world would not be able to prevent His coming.

The Word

God created the world with words, and all the prophecies of Jesus had to be through words. Everything was prophesied, in a mystery, but it all led to exactly who Jesus would be. But when the fulness of time was come, these words came together and formed the seed, that combined with a young virgin (seed of a woman) became the Son of God, the Word. (John 1:1)

This WORD, Jesus, through his death and resurrection, conquered death and the principalities of darkness. He restored the kingdom of God, the kingdom of heaven. We reign with Him as the body of Christ. And we can reign in this life with him and in the life to come. (Romans 5:17, 21)

This curriculum, *Finding Jesus*, is designed to do just that. He can be found from Genesis to Revelation.





READ THIS FIRST!

Teaching the Lessons

This guide is meant to be a Bible study for the instructor.

These lessons are not written as a script, nor designed to tell you exactly what to say. The lessons are written to help you gain a better understanding of the passages in the Bible.

Each lesson is designed to put the Bible into perspective by showing the historical context, Biblical context, and what was happening on or around that time. Some lessons refer back to the original meaning of the words - the original Hebrew language in which the Old Testament was written, or the Greek in which the New Testament was originally written. Each lesson has multiple cross-references to take the teacher to other places in scripture that are relevant to the story, and also to the message being taught. The author of this curriculum is not attempting to write theology, but to tell the reader a story and highlight other scriptures within the Bible so that the reader can decide. The Bible is meant to be interpreted by the Bible. It is the most complex piece of literature ever written, and contains over 63,000 cross-references.

1. Study the material.

Before the lesson, read the Bible passages first. Then **study** the notes and re-read the passage, multiple times if necessary. If the references give the accounts in more than one book or passage, familiarize yourself with versions in all passages. When you study, always read a few verses before and a few verses after for context. See if there is something that the Lord shows you that will enhance your telling of the story.

The gospels can be challenging to teach, as there are multiple accounts in different gospels. Read and study all the passages in each gospel. Take notes, combine the information in a way that will be helpful to you. Then choose the gospel from which you prefer to teach that particular story. Each lesson may have a different gospel that holds more information or present a more clear narrative, and is up to you as the teacher to choose the passage that speaks to you.

This teacher guide contains many cross-references. These are not-necessarily intended to be read to the students. The cross-references are included for personal study of the material, and designed to help the teacher gain a deeper understanding of the material so they can give a better explanation to the students.

2. Teach **ONLY** from the Bible.

Read the lesson and know the material, but **always** teach from the Bible. You do not need to read the Bible passage word for word, but can paraphrase it for your audience *without changing the meaning*. It is possible to put it into words that your audience will understand without changing the Word of God. When you teach directly from the Bible, it allows the Holy Spirit to speak directly to the teacher and the students. It gives the Holy Spirit the opportunity to emphasize what is in the passage that is specifically relevant to the listener. The Word of God is alive and powerful!



Teaching the Lessons:

3. Help create a mental picture of the scene.

Picture it like you were there. This material is designed to tell the story in such a way that helps the listener imagine what it be like if they were there. Elaborate on the story, and help them think about what the characters would have been thinking, doing and feeling, but also being careful to distinguish between what might be speculated, and the definitive details told in the Word.

4. Ask a lot of questions.

The lessons are designed to be interactive; they are not intended to be a lecture. Ask a lot of questions, and allow your students to ask questions also. Questions and discussions make the listeners think.

You know your students! Do not limit yourself to the discussion passages suggested in the material. Feel free to make up your own questions, begin your own discussions. Discuss things in the story that would be relevant to situations with which your students can understand. And ask questions that encourage discussion. Let the kids participate in the study of the Word of God.

5. Relate to the characters.

Remember that the Bible is a real story about real people doing real things. Help your listeners to not see it as a distant story, but a story with characters with which they can relate.

Finding Jesus in every lesson.

Every lesson ends with "Jesus in the Story." The lessons in the gospels will point back to prophecies of Jesus. The lessons in the Old Testament will point forward to the prophecies of Jesus. He IS the Word of God, and the central core, focus, theme and meaning of the entire Bible. Tell the story first, and incorporate the Jesus in the Story themes into the lesson, being sure to make Him the ultimate focus of everything you teach.

Multiple Age Levels:

This material is for ages 3-99. You are the teacher. A story you know is a story you can tell. These lessons can be adapted to any age level. If you are teaching to very young children, tell them the story in a way that they can understand. If you are teaching to older children, give them more information. And if you are teaching to young people, you can bring in some of the cross-referenced scriptures, and discuss how they connect with the story. If you teach to adults, use it as a full study guide to look up all the scriptures and discuss. Always teach a little above what you think they can understand; you may be surprised at the comprehension of your audience.



Teaching the Lessons:

Weekly Lesson:

1. Begin each week by discussing the lesson from the previous week. Ask questions, see what the students remember from the last lesson.
2. You do not have to teach the lessons in the order in this guide. It is up to you if you would like to teach a certain theme, a certain story, or a certain time frame. This is your classroom.
3. Feel free to lead children to Jesus after each lesson or if you feel led by the Holy Spirit to do so. You can tell by the response to the lesson if they are ready. And remember, you know your students!

Memory Verses and Questions:

The lessons are designed with a memory verse and questions for the teacher to display to the class. If you choose, you may ask the students to bring a “church notebook” where they may write down the memory verse every week. Writing down the scripture will definitely help with memorization, and this will help the child learn the responsibility of keeping the notebook and bringing it every week.

The teacher may also choose to give the children the questions on the display page. The children can write down the questions and take them home to look up the answers, or simply write the answers in their book. It is completely up to the teacher how to use these resources.

Coloring Pages:

Each lesson has a black and white coloring page. If you have the ability to print copies, feel free to make copies and distribute these to the younger children. If not, you may choose to have them recreate the illustration with their own drawing in their notebook.

Get Creative!


So many of the stories in the Bible can be acted out. Many of the Psalms can be acted out.

Have fun with it! Creating a play or drama from a story helps the children remember the story.

Let them help you design the play. Let them put their own interpretation into the characters.

Make it fun, and make the Bible memorable!





MEMORY VERSE

Do all things without complaining and disputing, that you may become blameless and harmless, children of God without fault in the midst of a crooked and perverse generation, among whom you shine as lights in the world.

Philippians 2:14-15



City On a Hill

Matthew 5:13-16
Mark 9:49-50
Philippians 2:14-15

Parables of Jesus

This teaching is part of what we call the **Sermon on the Mount**. Jesus is teaching a different way of life than what is expected. He is introducing his kingdom, and the opposite way of living.

He says that the meek will inherit the earth (Matthew 5:5); in direct contradiction to those who strive to gain power. He says to obtain mercy you must be merciful, and you are blessed when people speak badly of you for Jesus' sake. The things he was teaching were paradoxes; they were seemingly contradictory and absurd to some, but strangely true. This was not what people were expecting from the Messiah. He is showing that we are called to be different; we are representatives of heaven.

Jesus says that we are the salt of the earth.

Discuss: What is salt? What is it used for?

One use of salt is for preservation. Food that is preserved in salt can be kept indefinitely without any refrigeration and it will not spoil. Salt makes things last; it makes them endure for a long time.

Salt purifies; it is used for purity. If you have a wound, you can soak it in salt to get the impurities out.

Salt was used with the sacrifices; it was commanded to be used for every offering. It was called the salt of the covenant. (Leviticus 2:13; Mark 9:49). Salt was necessary; without salt the offering was unacceptable.

Salt is an enhancer; it brings out flavor that is already present and makes it stronger.

Through medical science, we know that salt is necessary for life. It helps prevent dehydration; it is essential for transmitting nerve impulses. It is needed for muscles to contract and relax. Salt maintains a stable blood pressure which is necessary for proper circulation. And it also helps the body absorb other nutrients.

Salt is essential to life. Then Jesus mentions salt that has lost its flavor is useless, and is not good for anything except to be cast out.

Jesus then says that we are the light of the world. A city set on a hill cannot be hidden.

Discuss: What does that mean?

A city on a hill is visible to everyone around. A city on the top of the hill shows everyone that there is some sort of civilization in that area. It shows that there is an established governing body, it shows that the area is inhabited, and there is life happening in that region.

What about at night? The city would provide light that would be visible from a great distance. If someone needed assistance, they would have a light to follow, they would know where to go where there would be an established place where they should be able to find someone to help them.





City On a Hill

A study of these words in the original Hebrew text of the Old Testament show that Jesus is making reference back to Isaiah.

Isaiah 2:1-5 is a description of the Lord's house that is established on the top of the mountain.

Mountains were places where it was believed that heaven touched earth. This house of the Lord is taller than all the hills, and all the nations flow to it. This refers to the garden of Eden where four rivers flowed away from the garden, but now nations are flowing back to the city to receive teaching from the Lord (Torah).

Things have changed; their swords and spears have been turned into tools where there they do not learn war anymore.

The Lord shines on this house on the top of the hill. But Jesus tells us that WE are the city on the hill. We are the ones that the Lord is shining on, and we are called to represent Christ as his body. We are to be the light that draws people to the instruction of the Lord.

This is a whole new way of life. We walk in peace, not war. It is a connection back to the garden of Eden, where man walked with God in the garden. (Genesis 3:8) This is a reflection of the New Covenant. Believers in Christ are not under the Old Testament covenant given to Moses. Israel was under that covenant; they were meant to be a light to the nations, bringing God to the people of the world; but they failed.

Now we have a New Covenant; a fresh start that is only possible through Christ and his Spirit living in us (Romans 8:9). Jesus fulfilled the Old Covenant to bring about the New Covenant. When we believe in Christ we are changed, we are completely new. (2 Corinthians 5:17; Galatians 6:15) We are now members of the body of Christ (Romans 12:5; 1 Corinthians 12:12, 20) and we are to be the light that brings Christ to the world (Jeremiah 31:31-34; Hebrews 8:8-13).

So what does all this mean?

It means we are representatives of Jesus, and we are called to be different. We should not look like the rest of the world; we should not act like the rest of the world. We are called out, separate, royal, a priesthood, holy, called out of darkness into light to represent Christ. (1 Peter 2:9) We should be the wise man who listens to these teachings of Jesus and *does* them. (Matthew 7:24) Jesus describes a new way of living, the upside down kingdom of doing things the opposite way of what is expected.

Jesus is also referring back to Isaiah 42:1-7. Jesus is THE servant, but as followers of Jesus and part of the body of Christ, this also means us. The Spirit of God is on us and we are to bring judgment to the nations. (Isaiah 42:1)

We are given as a covenant to the people, and a light for the Gentiles (Isaiah 42:6; Isaiah 49:6).

In this kingdom, what does justice look like? It isn't what you might think. This justice is in righteousness; it opens blind eyes and releases prisoners. (Isaiah 42:7) We are to represent Christ and bring freedom and light to the nations and give glory to the Lord. We walk in the light, as he is in the light. We are the city of the Lord, set on the hill. (Matthew 5:14; Isaiah 60:14)



City On a Hill

The apostle Paul also references this light that we represent in Philippians 2:14-15. He tells us to do everything without complaining, disputing, arguing.

By doing this we are different. Everyone naturally complains, argues, disputes. This is what caused many problems for the Israelites in the desert, and God called this complaining - "and evil heart of unbelief." (Hebrews 3:12) Complaining and disputing takes away faith. You are no longer focused on what God can and will do for you. If you don't do this, you will be blameless. You will stand out in the middle of all the evil around you, and you will shine like a light in the world. Does this sound familiar? You will be a shining light, and you will be noticed as different.

Discuss: Could it be possible that when God looks at the world that he sees lights?
Could it be that he sees us, followers of Christ, shining out as different when we do things cheerfully, happily, shining as lights in the world for Jesus?

Jesus stated that we should

'Let our light shine'. We do this by letting people see our good works, and then they will glorify God. None of this is intended to bring glory to ourselves. We do good works like bringing freedom, opening blind eyes and bringing the kingdom to the world. We are living examples of this kingdom lifestyle that looks so different from everything else around us. And when we live this type of life, others see us, and it brings glory to God.

Jesus in the Story



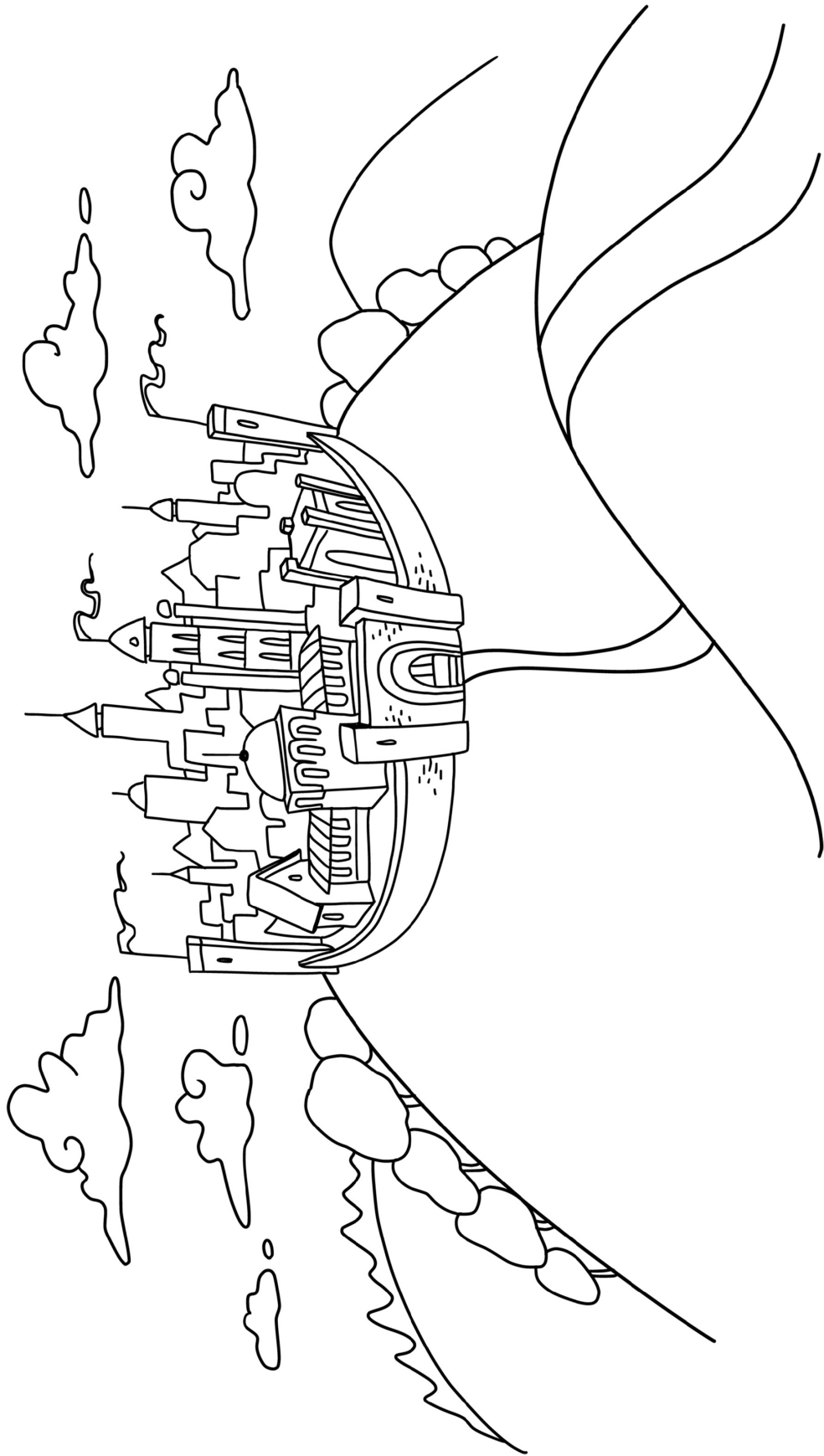
Jesus IS the servant in Isaiah 42.

Jesus is the light of the world. (John 8:12; John 9:5)

But now that Jesus sits at the right hand of the Father, (Colossians 3:1; Hebrews 12:2; 1 Peter 3:22) we are his body here on the earth. He is no longer here in the flesh, but can do greater things through his body as believers are spread throughout the world doing works in His name.

We are that body of Christ, shining the light of Jesus into the world.

We are to walk in the light, as He is in the light. (1 John 1:7)





Finding Jesus

is a curriculum designed to help children find Jesus in every story of the Bible. Because the Bible is one continuous story that leads to Jesus, He can be found from Genesis to Revelation. Finding Jesus is a Bible study designed for the teacher. This one-year Gospels volume includes 52 lessons which can be adapted to teach any age from 3-99. The instructor customizes the lesson for their audience, using only the Bible as a text. The teacher decides how to relay the information to their students, with regard to their background and level of education.

Jesus IS the Word of God.

***Jesus is the Alpha and the Omega, the beginning and the end.
He is woven like a scarlet thread throughout the tapestry of the Bible.***

VICTORIOUS LIGHT

About the Author



Laura Baca is a lifelong student of the Bible with a heart for reaching the next generation with the truth and love of God's Word. Over ten years ago, while teaching in children's church, she began to recognize a gap in the way that biblical truths were being communicated to young hearts. This sparked the idea to write a curriculum designed to help children


connect deeply with Scripture and find Jesus in every story of the Bible. Once her children were grown, she prayerfully developed this curriculum to speak to children across different cultures and backgrounds. In September 2024, a divine meeting with a Kenyan woman on a layover in Istanbul led to the formation

of Victorious Light, a non-profit organization established in 2025 with a desire to make this resource available to all. Laura is committed to offer materials freely to anyone, anywhere in the world. Through Victorious Light, children around the globe can encounter the transformative love of Jesus Christ through the stories of the Bible.

www.victoriouslight.org

Victorious Light 2025 All rights reserved.

ISBN 978-9914-36-065-3



9 789914 360653