

Weddings at Saint Patrick Catholic Church



Policies and Guidelines Planning the Wedding Ceremony

Phone: 540-463-3533

FAX:

Email: office@StPatricksLexington.com

Revised: May 2022

Marriage Formation Introduction

The sacrament of Matrimony signifies the union of Christ and the Church. It gives spouses the grace to love each other with the love with which Christ has loved his Church; the grace of the sacrament thus perfects the human love of the spouses, strengthens their indissoluble unity, and sanctifies them on the way to eternal life. (CCC 1661)

The Sacrament of Holy Matrimony is a sacred rite. With you, we want you to be happy going into your wedding day and hope that you will reminisce upon it joyfully and gratefully throughout your lifetime. Together, we also desire to praise and bless God for your marriage as well as respect and honor this holy sacrament, our sacred space, you, and your guests by offering only the best and most solemn choices from our rich, Roman Catholic tradition.

Matrimony is a Holy Sacrament of the Catholic Church and is not to be taken lightly. Couples who seek this sacrament must be free to wed, thoroughly prepared and pledge to raise their children in the Faith. Our church facility is beautiful and richly adorned in a manner that glorifies our Lord. It is not to be treated simply as a desirable venue for a wedding due to its grand decor. Therefore, the use of the church as a place for the wedding liturgy is regulated.

Marriage preparation

The Diocese of Richmond prescribes a six-to-nine-month marriage preparation period. Notify the pastor as soon as possible and set up a meeting with him for an initial interview. It should take place before any social arrangements for the marriage are finalized. The pastor will meet with the couple during the preparation time and conduct a prenuptial investigation. If circumstances hinder such meetings, the pastor can give permission for alternate arrangements.

Who can be married at St Patrick's Catholic Church?

The Bride or Groom is Catholic and at least one of the following apply:

1. Bride or Groom is a current parishioner, living in Lexington or Rockbridge County, and has been registered for at least 1 year.
2. Parents of the Bride or Groom are registered parishioners of St. Patrick.

We still welcome you to celebrate your wedding at St. Patrick if you or your parents are not parishioners of St. Patrick. However, you will be asked to do marriage preparation in your current parish and arrange for deacon or priest to preside at your wedding. Please, contact St. Patrick office for more details.

Wedding times at St. Patrick

Your wedding may be celebrated on a Saturday at 11:00 a.m. or 2:00 p.m.

- So that we may adequately prepare for the following liturgy, the church must be vacated by 12:30 p.m. following an 11:00 a.m. wedding; and by 3:30 p.m. following a 2:00 p.m. wedding.
- This includes time for post-ceremony photography and clean-up.
- Please notify your professional photographer in advance of this time constraint.
- The rehearsal date and time are determined by your wedding date and time (please arrive early).
- **After the Wedding:** The Maid-of-Honor and Best Man must meet the coordinator to sign the *Actum Matrimonii*.

Section I -- Preparing for Your Wedding Day

1. *Please be in touch with our Office Manager at St. Patrick office to schedule your wedding and begin preparations.*

• She may be reached at office@StPatricksLexington.com

2. *A priest or deacon directly affiliated with the parish will celebrate your wedding though your own officiant is welcome.*

The couple may request that a family member or friend of the family who is a Catholic priest or deacon in good standing witness the marriage, provided he is so delegated by the pastor. He must also have civil authorization in Virginia. If he comes from outside the Diocese of Richmond, he must be cleared through the Vicar of Clergy. In case of a mixed marriage, the minister of the non-Catholic party may be allowed to participate in the ceremony with restrictions. Diocesan regulations require that the ceremony take place in the church.

3. *Please set a precise date for your marriage/reception plans only after a confirmed date is made on the parish calendar.*

Please be aware that your first choice of date and time may not be available.

4. *Marriage preparation involves meetings with the celebrant who will preside at the wedding and the required Marriage Formation session offered by the Roman Catholic Diocese of Richmond.*

Information regarding these sessions can be found by visiting:
<http://www.cdrcmfl.org/marriage-preparation>

7. In the event that one of you has been previously married, s/he needs to consult with the officiant prior to proceeding with remarriage plans.

The required Church process must be completed *before* a date can be set for marriage.


8. *Both bride and groom need to provide copies of baptismal certificates dated within six (6) months of booking the wedding. (Please note: We do not accept original baptismal certificates or copies of originals)*

- *Roman Catholics may obtain baptismal certificates from the church of their baptism.*
- *Those baptized in another Christian tradition must obtain their certificate/letter showing complete baptism information.*

9. *You will be asked to have two people who know you well (preferably your parents or other relatives) to fill out a form (Affidavit of Free Status--found on the diocesan website) which states, to the best of their knowledge, there is no reason why you cannot be married. Please, return at least 30 days before the wedding.*

- **These must be witnessed and signed by a priest, delegate or notary public.**

10. *Catholics who seek to celebrate the Sacrament of Marriage are expected to be regular participants in the sacramental life of the church.*



Section II -- Ecumenical and Interfaith Marriages

This is a marriage between a Roman Catholic and a person baptized in another Christian tradition, a non- baptized person, a person from another faith tradition, or a person with no faith tradition.

- 1. In ecumenical marriages, the clergy will discuss the Church's expectation that the Catholic person will teach the Catholic faith to his or her children, providing for their baptism and Christian upbringing.*
 - 2. Respecting the recommendations of the Roman Catholic Church, ecumenical marriages will always take the form of a wedding ceremony, not a Mass.*
 - 3. When the marriage takes place in the church of the Roman Catholic party, the involvement of the non-Catholic's minister or rabbi is welcome in celebrating the Liturgy.*
- When a minister of another Christian church is involved, the priest will communicate preparations with the minister.

The following documents are required:

1. For Catholics: A current baptismal certificate from the parish of baptism, not older than 6 months before the wedding.
2. For non-Catholics: A photocopy of the original baptismal certificate is required. If none is available, a letter from the pastor or church office must be supplied.
3. Certificate of completion of the Diocese of Richmond Marriage preparation
4. A state marriage license.
5. A copy of the declaration of nullity if either party has been married before.
6. Dispensation Request (required if either the bride or the groom is not Catholic)
7. Freedom to Marry – Affidavits (at least 30 days before the wedding)

Section III – Timeline and Contacts

Timeline

Item	Time Frame	(✓)
Marriage Formation Introduction (first step in marriage preparation)	At least six months prior to wedding date	
Diocesan Permission/Delegation (required if either party is not Catholic)	Initiated at initial marriage preparation session	
Schedule church for rehearsal and wedding	Call to set the date you want on the church calendar after you Have taken the initial preparation session	
Schedule Church Undercroft for reception (if reception is planned here)	As soon as date has been set	
Freedom to Marry Affidavits – Bride (<i>two forms completed by two different people</i>)	Due 30 days after completion of initial marriage preparation session	
Freedom to Marry Affidavits – Groom (<i>two forms completed by two different people</i>)	Due 30 days after completion of initial marriage preparation session	
Certified Baptismal Certificate – Bride**	Dated within 6 months of wedding date	
Certified Baptismal Certificate – Groom**	Dated within 6 months of wedding date	
Appointments with Music Director and Wedding Coordinator	Call the parish office for appointments 1-3 months prior to the wedding date	
Appointment with Presider	Call the parish to make an appointment with the Presider at least 30 days prior to your wedding date	
Engaged Weekend	At least 30 days prior to wedding date. We need the Certificate of Completion. Sign up for the class you want ASAP-they fill up and to get a date convenient for you do it soon.	
Marriage License	Due in parish office at least two weeks prior to the wedding date	

Contact Information

Parish Offices

Issue	Contact	Number
Documentation questions and Scheduling of the Church	St. Patrick's Office Manager	540-463-3533
Scheduling of Undercroft (if reception will be held here)	St. Patrick's Office Manager	540-463-3533
Questions about the rehearsal, wedding, flowers, photography, candelabras, etc.	Jane Stange, Wedding Coordinator	703-969-4023
Music or Sound Board, Wedding Information Sheet	Music & Liturgy Director	540-463-3533
Marriage preparation-	<p>https: evangelizerichmond.org/marriage/marriage-preparation/step-by-step-marriage-prep/</p> <p>We will need a copy of the certificate.</p>	You must attend one of the marriage prep classes or weekend encounters

Civil Marriage License

- The civil marriage license is obtained at any county Probate Court in the State of Virginia and is valid anywhere in the state until it is either used or destroyed.
- The license will be signed by the officiating clergyman (priest or deacon) on the day of the ceremony.
- We need the license **at least two weeks prior** to your wedding date, so we can complete the clergy section and have it ready for the ceremony. We cannot perform a wedding in Virginia without the proper civil license in hand.
- After the wedding, a copy of the license will be given to you and the original mailed to the appropriate county. About 6 weeks after the wedding, you may obtain a certified copy by mail with the State of Virginia seal on it from the same county office which issued the license.

Baptismal Certificates

Catholics

- Catholics must have an original, annotated copy (**dated within six months of the wedding date**) from the Church of their baptism. (**you will need to contact the church where you were baptized and tell them you need a newly issued certificate. It will have the date you were baptized, and an issued date that is within 6 months of wedding**)
- If the bride or groom was baptized in another faith and was later received into the Catholic Church, we need a copy of his or her Profession of Faith (**dated within six months of the wedding date**).
- We are required to keep the original certificate. If you experience problems in obtaining the certificate, please call the parish office and we will help you.

Non-Catholics

- Non-Catholics must provide some documentation of their baptism, such as a certificate, letter from the church secretary, or a signed affidavit from a parent or other witness to the baptism. (it can be an old/original copy)
- Bring one of these documents to the parish office **as soon as it is available**. We will make a copy for the wedding file and return the original to you.

Freedom to Marry Affidavits

- Both the bride and the groom will each need two affidavits. Affidavits should be completed and returned to the parish **within 30 days** of initial marriage preparation session.
- The affidavits are to be completed by two different relatives (if still living, parents are preferred) or friends who can attest that each of the espoused is free to marry.
- If someone other than an immediate family member completes the affidavit, it must be someone who has known the bride or groom for at least ten (10) years.
- **These forms must either be notarized or signed in the presence of a priest, delegate or notary public.**

Bride Form and Groom Form

The completion of these forms begins at the initial meeting with the parish staff. It includes most of the administrative details we need to complete your wedding file.

Marriage Dispensation / Permission Form

- This form is used to request permission or a dispensation from the Archdiocese when needed. A permission or dispensation is required when a Catholic marries a non-Catholic.

Marriage Prep Weekend Attendance Certificate

- We will need the certificate of your attendance for your marriage file.

Evidence of Annulment(s)

- If either party has been married before and the marriage resulted in a divorce, evidence of

an annulment will be required.

- A wedding date cannot be entered onto the church calendar until evidence of an annulment has been received. Marriage formation cannot begin until the annulment has been completed.
- Both Catholics and non-Catholics will need an annulment if they have been married previously and the marriage ended in a divorce.

Death Certificate

- If either party has been married before and the marriage ended with the death of a spouse, a copy of the death certificate will be required.

Marriage Certificate

- On your wedding day, St. Patrick's will issue a Church Certificate of Marriage to you.

“A wedding is a day... a Marriage is a lifetime.”

Section IV -- Clergy, Fees, Church Use

Officiating Clergy

You may choose any priest or deacon currently in good standing with his Diocese to officiate at your wedding, subject to the following conditions:

- Clergy not assigned to St. Patrick's must request delegation of the Pastor or an assigned Parochial Vicar with power to grant delegation in writing.
- Clergy not assigned in the Diocese of Richmond must also provide evidence of their good standing in their Diocese and evidence of their faculties to witness marriages
- The Catholic priest or deacon must complete the vows with the couple

By Church law, all weddings are to be celebrated in a Church. Special consideration may be given to marriages between a Catholic and a non-Catholic. All such requests, however, must be supported by serious reasons explaining why the exception is necessary and submitted to the office of the Bishop in the Diocese of Richmond.

Rehearsals are generally scheduled the day before the wedding. Rehearsals are limited to one hour. All participating parties are expected to arrive 15 minutes before the scheduled rehearsal time. The music director is present at this rehearsal.



Costs

The Catholic Church does not charge for sacred rites such as marriage. Nevertheless, a parish may assess reasonable fees to pay for costs associated with such celebrations (staff, maintenance, etc.).

Facilities

For registered parishioners, there is a charge of \$100.00 for using the church. For all others, the facility use fee, due at the time the wedding is booked, is \$400.00.

In cases of financial hardship, fees can be reduced or waived.

Ministers and/or Assistants

An offering to the priest is at the discretion of the couple.

(Please, make the check-out to the celebrant)

Other Costs

Costs for other people who help your wedding become the best possible experience are as follows: Please, make check payable to:

Deacon Stipend	\$200
Director of Music and Liturgy	\$200
Cantor	\$100
Wedding Coordinator	\$200
Altar Servers	\$50 each

Policy Regarding Use of Church Space

The bridal party is encouraged to arrive at the church at least one hour before the scheduled wedding time.

Shortly before the wedding ceremony, the bride and her attendants will gather in the Parish House in preparation for their entrance into the church at the appropriate time. We do not uphold the superstition regarding the bride and groom not seeing each other for fear of bad luck. We do, however, want them to be separate and secluded away from the guests so the ceremony will not be delayed by guests wishing to visit rather than being seated.

All guests, including members of the families, need to be seated no later than 5 minutes before the start of the wedding. The mothers of the couple are the last to be seated before the ceremony begins. They should be escorted in, starting at 5 minutes before the scheduled start of the ceremony. The groom, best man, clergy, and male attendants should enter the church promptly at the scheduled time, followed by the bride's attendants and the bride with her escort. No guests are seated at this point until after the bride is at the altar.

All candles should be lit 30 minutes prior to the ceremony. Guests should be seated as soon as they arrive rather than being left to visit in the foyer with the family. The reception afterward is the appropriate environment for visiting.

If pictures are to be taken afterward in the church, there will be no reception line. The wedding party and family will be sequestered until the church is emptied of guests and the photographer is ready to take pictures. The time allowed for this photo session is approximately 30 minutes.

Date Changes

Due to the volume of use of the church if the date of your wedding needs to be changed, please call the Office Manager as soon as possible.

Prohibited Materials

Throwing rice, birdseed, confetti, or flower petals results in increased maintenance costs and cleaning time. Because the church schedule is generally tight (one event following another), there is not adequate time to clean up the outside areas between functions. Please adhere to the following:

- Please inform your guests that rice, helium ballons, birdseed, confetti, and flower petals are not allowed anywhere on the premises. Absolutely nothing may be thrown.
- Helium balloons are not permitted in any part of our parish facility. Eating or drinking is not allowed in the Church Sanctuary, Chapel, or Foyer.

**Important Note Regarding
Alcohol Consumption Prior to the Ceremony**

Unfortunately, we have had problems in the past with members of the wedding party consuming alcohol prior to the ceremony. For this reason, we have had to establish the following policy:

- Alcohol (beer, wine, champagne, liquor, etc.) may not be consumed in the areas used by the wedding party before or following the ceremony.
- Please postpone consumption of alcohol until the reception.
- **If alcohol is consumed before the wedding by any member of the wedding party, the Presider will cancel the wedding.**

Section V -- Flowers, Photography, Liturgical Music

Wedding Coordinator

St. Patrick's has a Wedding Coordinator to coordinate the rehearsal and the wedding day in church. Wedding coordinator has been trained in the rituals of the Catholic Church and knows the policies and limitations of our facility regarding placement of flowers, candelabras, unity candles, etc. **The Coordinator has sole authority over the rehearsal and the wedding on our premises.**

If you employ a Bridal Consultant to assist in the wedding preparations, he/she is to be clearly advised not to include any phase of the rehearsal or ceremony in his/her planning process.

Flower Arrangements

We have a wonderful group of volunteers who decorate the church for the liturgical seasons. The decorations present in the church on your wedding day are in keeping with the current season and may not be moved. Please use the following guidelines for any additional arrangements:

- Additional flower arrangements should be kept to a minimum – no more than three arrangements. We need to avoid the impression that the Altar is a flower garden. Too many arrangements would also detract from the couple and their attendants.
- Flowers may not be placed on the floor area surrounding the altar. These are traffic areas and need to be kept unobstructed.
- Flowers may not be placed on the altar.

Placing Flowers at the Foot of a Statue of Mary

Some brides have expressed an interest in laying flowers at the foot of a statue of Mary. **This ritual, if used, must take place before the procession.**

Flower Petals and Runners

Due to the Diocesan Insurance Policy, we cannot allow the use of runners or strewing of flower petals (either live or artificial) anywhere on the premises. Their use would create a safety hazard. Nothing is to be strewn on the premises.

Photography Policies

Pictures and videos may be taken during the ceremony by professional photographers to capture these precious memories. Pictures and videos are wonderful ways to preserve the special nature of moments such as your wedding.

We regret that we have to place restrictions on the photography at your wedding, but it is important that the beauty and sacred nature of this day not be ruined by insensitive moments from those taking pictures. We want this day to be as perfect as possible for you. Based on our years of experience and the problems encountered, we have established the following policies:

- Flash photography and flood lights are not permitted.
- Discretion must be used not to disturb the sacred nature of the celebration.
- Photographers and equipment must not block the community's line of vision or interfere with the smooth movement of the bridal party in the ceremony or block the aisles.

- Guests may not take pictures during the wedding ceremony. Guests are not to precede, or in any way interfere by their presence, the procession to or from the altar. Once seated, guests should not leave their seats unless they feel ill.
- Professional photographers may take pictures at any time during the ceremony, but no flash is allowed.
- Professional photographers may not precede, or in any way interfere with, the procession to and from the altar.
- Video cameras are not to use spotlights. The lighting in our church is adequate for both pictures and videos.
- Photographers and guests are NOT to cross over the altar area to move from one spot in the church to another, especially during the ceremony.
- On the wedding day: ALL pre-ceremony pictures must be completed no later than 30 minutes before the start of the ceremony and completed no later than 30 minutes after the ceremony, unless other arrangements have been made.

Music Policies


Music within the wedding ceremony is part of the prayer. Since the marriage is occurring within the structure of the Church and by its nature a sacrament, it is important that the music fit the sacredness of both. Care must be taken to use appropriate music that is either traditional or contemporary Church in its nature. All music at St. Patrick's for weddings must be coordinated and approved by our Liturgy Office. Contact the Liturgy Office between one and three months before the wedding ceremony. This is required even when using outside musicians.

A variety of cantors are available for additional fees. Musicians outside the parish can also be used for the wedding ceremony, upon approval from the Music Director.

Wedding Program

The Liturgy Director will assist you in preparing the wedding program, and will print it if you wish.

If you would prefer, you may prepare your own wedding program; however, it must be submitted to the Liturgy Office for approval at least two weeks prior to the wedding date.



Section VI – In the Church

Planning Your Wedding Ceremony

The Liturgy Office will assist you in planning your wedding. Call the Liturgy Director to make arrangements for an appointment.

There are two beautiful types of wedding ceremonies: Marriage Ceremony (Liturgy of the Word) and Nuptial Mass (Liturgy of the Eucharist). Both of these liturgies celebrate *unity* in different ways. For two active Catholics, it is presumed that the Eucharist, the most dramatic and intimate experience of Christ, will be celebrated. Because of the lack of consensus between Churches regarding the meaning of Eucharist, a Nuptial Mass is not appropriate for a Catholic and a non-Catholic, since the celebration of Communion is meant to celebrate unity. Since the non-Catholic party and the non-Catholic guests would not be free to receive communion, this would be a very poor sign of unity. A Deacon will normally preside at a Liturgy of the Word; and a priest, of course, will preside at a Nuptial Mass.

The *Liturgy of the Word* celebrates *unity* with Prayer, Readings from Scripture, a Homily, the Exchange of Vows, the Blessing of Rings, a Blessing of the Couple, the Lord’s Prayer, and music throughout. This is a celebration where all are included in the symbolism regardless of religious affiliation.

There is no such thing as a “full Mass.” Every time we celebrate the Liturgy of the Eucharist, it is always a “Mass.” The Liturgy of the Word is not a “half Mass,” it is a sacred liturgy of dignity and elegance.

Liturgy of the Eucharist

Procession
Prayer
Readings
Homily
Vows
Rings
Prayer of the Faithful
Eucharistic Prayer
Lord’s Prayer/Nuptial Blessing
Holy Communion
Final Blessing

Liturgy of the Word

Procession
Prayer
Readings
Homily
Vows
Rings
Prayers of the Faithful

Lord’s Prayer/ Nuptial Blessing
Final Blessing

The following paragraphs include information about each section of the ceremony, as well as a planning guide for each type of ceremony. Also listed are readings you may wish to choose for the ceremony.

Planning the Liturgy

Prayer

The Presider will begin the wedding with an opening prayer.

Readings

There are two or three readings in the wedding ceremony. Sample selections are included for the first and second readings; however, you are free to choose any Old and New Testament Readings. **Discuss your choices with the Presider and the Liturgy Director.** Readers are usually friends or family members; however, the bride and groom may prefer to do the readings themselves.

The First Reading – Old Testament

A reading from the Old Testament is the first reading in the wedding ceremony. Here are several popular readings chosen from the many Old Testament books. Read each passage thoughtfully and then make a choice.

Genesis 1:26-28, 31a	<i>The Creation of Man and Woman</i>
Genesis 2:18-24	<i>The Creation of Woman</i>
Genesis 24:48-51, 58-67	<i>The Meeting of Isaac and Rebekah</i>
Tobit 7:9c-10, 11c-17	<i>The Marriage of Tobias and Sarah</i>
Tobit 8:4-9	<i>Prayer of the New Spouse</i>
Sirach 26:1-4, 16-21	<i>A Really Good Wife and a Joyful Husband</i>
Jeremiah 31:31-32a, 33-34a	<i>The New Covenant of the People of God</i>

The Responsorial Psalm

After the Old Testament reading, we will sing a psalm. When reviewing music selections with the Liturgy Department, you may select the Responsorial Psalm.

The Second Reading – New Testament

A reading from the New Testament is the second reading in the wedding ceremony. Here are several popular readings chosen from the many New Testament books. Read each passage thoughtfully and then make a choice.

Romans 8:31b-35, 37-39	<i>The Love of Christ</i>
Romans 12:1-2, 9-18 (long version)	<i>The Life of a Christian</i>
OR Romans 12:1-2, 9-13 (short version)	
1 Corinthians 6:13c-15a, 17-20	<i>Your Members are Temples of the Holy Spirit</i>
1 Corinthians 12:31-13:8a	<i>The Greatest of These is Love</i>
Ephesians 5:2a, 21-33 (long version)	<i>The Mystery of Marriage</i>
OR Ephesians 5:2a, 25-32 (short version)	
Colossians 3:12-17	<i>Live in Love and Thanksgiving</i>
I Peter 3:1-9	<i>Peace and Harmony in the Family</i>
I John 3:18-24	<i>Love, Real and Active</i>
I John 4:7-12	<i>God is Love</i>
Revelation 19:1, 5-9a	<i>Marriage of the Lamb</i>

Alleluia

An Alleluia is sung before the Gospel. You may select the music when you meet with the Liturgy Director.

The Gospel

At the heart of the Christian message is the Gospel, a collection of stories and sayings of Jesus. (The Gospel is proclaimed by the Priest or Deacon only) Select one of these passages for your wedding.

Matthew 5:1-12a	<i>The Beatitudes</i>
Matthew 5:12-16	<i>Salt of the Earth and Light of the World</i>
Matthew 7:21, 24-29 (long version)	<i>House Built upon a Rock</i>
OR Matthew 7:21, 24-25 (short version)	
Matthew 19:3-6	<i>What God Has United, Man Must Not Divide</i>
Matthew 22:35-40	<i>Love, the Greatest Commandment</i>
Mark 10:6-9	<i>Two Become One Body</i>
John 2:1-11	<i>Marriage Feast of Cana</i>
John 15:9-12	<i>Remain in My Love</i>
John 15:12-16	<i>Love One Another as I Have Loved You</i>
John 17:20-26 (long version)	<i>That They May Be One as We Are One</i>
OR John 17:20-23 (short version)	

The Prayer of the Faithful

The Prayer of the Faithful begins with the Presider's invitation to pray. The intentions may be read by a member of the family or one of the members of the bridal party or by the deacon if present.



Planning Guides

The planning guides on the next two pages are designed to help you choose readings, music, and wedding participants. Use the guide to discuss your wedding ceremony with the Presider and the Liturgy Department and to complete the Wedding Information Sheet.

Liturgy of the Eucharist – Planning Guide

Liturgy of the Word

Opening Prayer

First Reading: _____

Reader's Name: _____

Responsorial Psalm (*Select when reviewing music with the Liturgy Director*)

Second Reading: _____

Reader's Name: _____

Alleluia (*Select when reviewing music with the Liturgy Director*)

Gospel Reading: _____

Rite of Matrimony

Blessing of the Rings

Prayer of the Faithful

Reader's Name: _____

Liturgy of the Eucharist

Presentation of the Gifts

Gift Bearers: _____

Nuptial Blessing

Eucharistic Ministers: _____

Prayer after Communion

Final Blessing

Music Selections

Musicians

Liturgy of the Word – Planning Guide

Liturgy of the Word

Opening Prayer

First Reading: _____

Reader's Name: _____

Responsorial Psalm (*Select when reviewing music with the Liturgy Director*)

Second Reading: _____

Reader's Name: _____

Alleluia (*Select when reviewing music with the Liturgy Director*)

Gospel Reading: _____

Rite of Matrimony

Blessing of the Rings

Prayer of the Faithful

Reader's Name: _____

Blessing of the Couple

Final Blessing

Music Selections

Musicians

Procession


The traditional entrance customary in the United States and Canada begins with the quiet arrival of the groom with his best man. This is followed by a more elaborate entrance of the bride and bridesmaids. Usually, the bride is escorted down the aisle by her father or another male family member.

Traditional

The celebrant leads the groom, best man, and groomsmen in as soon as the mothers are seated. Bridesmaids, maid/matron of honor, flower girl(s), and ring bearer(s) enter separately. The bride is escorted in by her father or some other male member of the family, if the father is not present. Priest or Deacon process in first.

Bride / Bride's Father	Best Man	- or -	Groom
Ring Bearer	Groom		Best Man
Flower Girl	Groomsmen		Groomsmen
Maid/Matron of Honor			
Bridesmaids			

This procession can be “tweaked” at the discretion of the Wedding Coordinator to accommodate preferences and circumstances.



V. SIGNED AGREEMENT

By signing here, you acknowledge that you have thoroughly read, fully understand, and agree to the guidelines and fee information of St. Patrick Catholic Church. If any of these guidelines are not fulfilled or respected, we may cancel your wedding. Please indicate that you have read and understand the Guidelines and all the fee information with your signatures below. Thank you. We look forward to your wedding day.

Bride-to-be _____

Groom-to-be _____

Date_____