

EMPLOYMENT AND EDUCATION OF URSHAN GRADUATE SCHOOL OF THEOLOGY GRADUATES

UGST administers the Association of Theological Schools (ATS) Alumni Questionnaire. In 2023, the AQ was sent to 16 alumni who graduated in 2021-22. Five responded. The following pages contain excerpts from the ATS AQ report, providing summary information about those UGST graduates' further education and employment.

TABLE 4: Percentage of Respondents Earning or Having Earned an Additional Degree by Gender and Work Setting

ALUMNI/AE, BATCH=All, YEAR=2021 - 2022, TERM=All

SCHOOL: Urshan Graduate School of Theology

Current Work Setting										
Additional Degree	Congregation / Parish		Teaching / Education		Healthcare / Counseling		Faith-based nonprofit		Other	
	#	%	#	%	#	%	#	%	#	%
No degree earned	2	100.0	1	50.0	0	0.0	0	0.0	0	0.0
Currently earning degree	0	0.0	1	50.0	0	0.0	1	100.0	0	0.0
Degree earned	0	0.0	0	0.0	0	0.0	0	0.0	0	0.0
Total	2	100.0	2	100.0	0	0.0	1	100.0	0	0.0

Additional Degree	Male		Female		Other		Total	
	#	%	#	%	#	%	#	%
No degree earned	2	66.7	1	50.0	0	0.0	3	60.0
Currently earning degree	1	33.3	1	50.0	0	0.0	2	40.0
Degree earned	0	0.0	0	0.0	0	0.0	0	0.0
Total	3	100.0	2	100.0	0	0.0	5	100.0

Additional Degree	MDiv		MA Professional		MA Academic		All Others		Total	
	#	%	#	%	#	%	#	%	#	%
No degree earned	1	100.0	1	100.0	1	33.3	0	0.0	3	60.0
Currently earning degree	0	0.0	0	0.0	2	66.7	0	0.0	2	40.0
Degree earned	0	0.0	0	0.0	0	0.0	0	0.0	0	0.0
Total	1	100.0	1	100.0	3	100.0	0	0.0	5	100.0

CHART 4: Percentage of Respondents Earning or Having Earned an Additional Degree by Work Setting

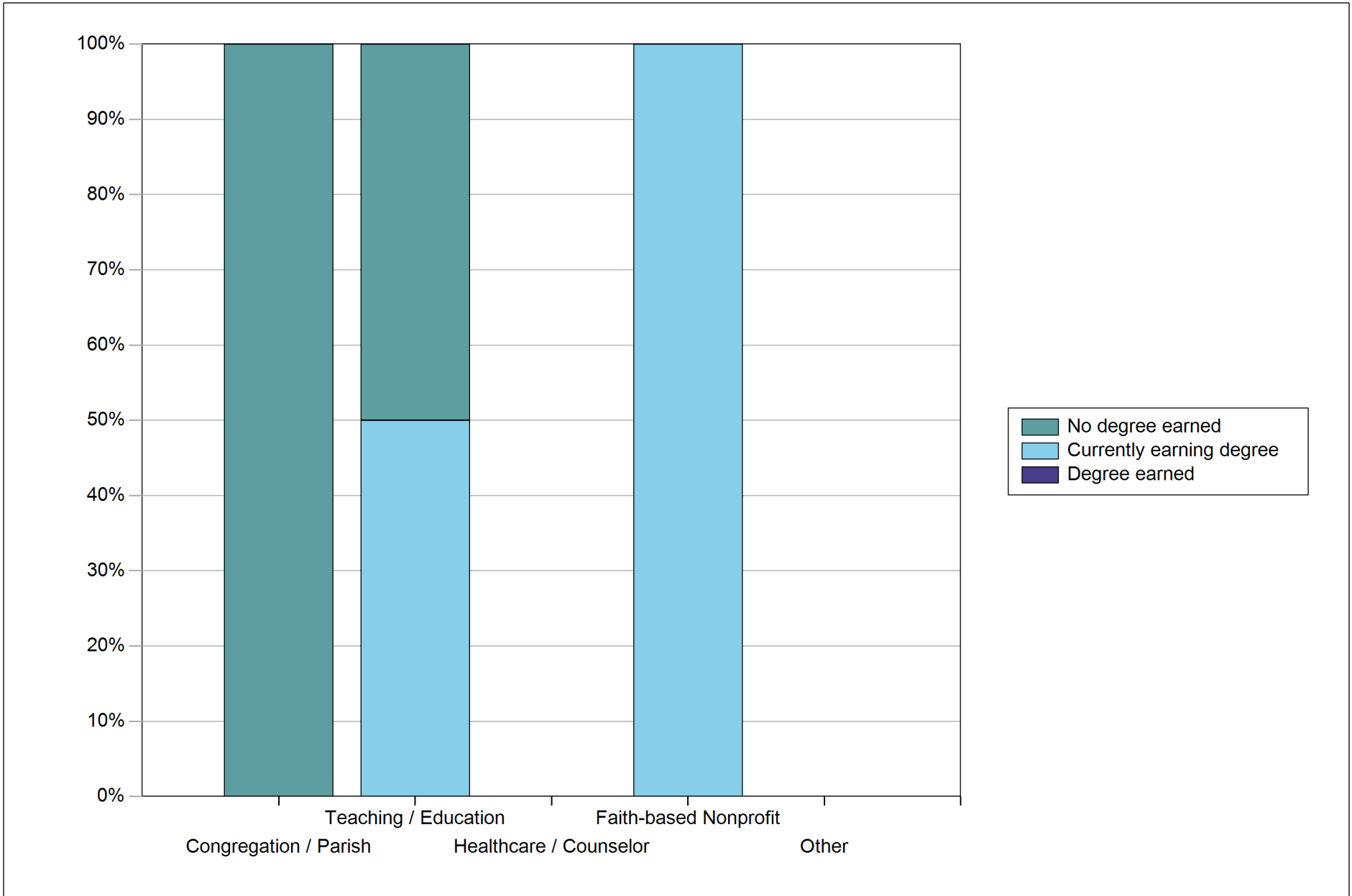


TABLE 6-A: Annual Household Income by Degree and Gender

ALUMNI/AE, BATCH=All, YEAR=2021 - 2022, TERM=All

SCHOOL: Urshan Graduate School of Theology

Annual Household Income										
Income	MDiv		MA Professional		MA Academic		All Others		TOTAL	
	#	%	#	%	#	%	#	%	#	%
Less than \$20,000	0	0.0	0	0.0	1	33.3	0	0.0	1	20.0
\$20,000 to \$29,999	0	0.0	0	0.0	0	0.0	0	0.0	0	0.0
\$30,000 to \$39,999	0	0.0	0	0.0	0	0.0	0	0.0	0	0.0
\$40,000 to \$49,999	0	0.0	1	100.0	0	0.0	0	0.0	1	20.0
\$50,000 to \$59,999	0	0.0	0	0.0	0	0.0	0	0.0	0	0.0
\$60,000 to \$69,999	0	0.0	0	0.0	2	66.7	0	0.0	2	40.0
\$70,000 to \$79,999	1	100.0	0	0.0	0	0.0	0	0.0	1	20.0
\$80,000 to \$89,999	0	0.0	0	0.0	0	0.0	0	0.0	0	0.0
\$90,000 or more	0	0.0	0	0.0	0	0.0	0	0.0	0	0.0
TOTAL	1	20.0	1	20.0	3	60.0	0	0.0	5	100.0

Income	Male		Female		Other		TOTAL	
	#	%	#	%	#	%	#	%
Less than \$20,000	1	33.3	0	0.0	0	0.0	1	20.0
\$20,000 to \$29,999	0	0.0	0	0.0	0	0.0	0	0.0
\$30,000 to \$39,999	0	0.0	0	0.0	0	0.0	0	0.0
\$40,000 to \$49,999	0	0.0	1	50.0	0	0.0	1	20.0
\$50,000 to \$59,999	0	0.0	0	0.0	0	0.0	0	0.0
\$60,000 to \$69,999	1	33.3	1	50.0	0	0.0	2	40.0
\$70,000 to \$79,999	1	33.3	0	0.0	0	0.0	1	20.0
\$80,000 to \$89,999	0	0.0	0	0.0	0	0.0	0	0.0
\$90,000 or more	0	0.0	0	0.0	0	0.0	0	0.0
TOTAL	3	60.0	2	40.0	0	0.0	5	100.0

TABLE 10-E: First Professional Position upon Graduation - All Degree Programs

ALUMNI/AE, BATCH=All, YEAR=2021 - 2022, TERM=All

SCHOOL: Urshan Graduate School of Theology

Position	Male		Female		Other		Total	
	#	%	#	%	#	%	#	%
Solo pastor, priest, minister of a congregation/parish	1	100.0	0	0.0	0	0.0	1	25.0
Head of staff (pastor, priest, or minister supervising other clergy staff)	0	0.0	0	0.0	0	0.0	0	0.0
Co-pastor, priest, or minister	0	0.0	0	0.0	0	0.0	0	0.0
Associate or assistant pastor, priest, or minister	1	100.0	0	0.0	0	0.0	1	25.0
Minister or director of Christian/religious education	0	0.0	0	0.0	0	0.0	0	0.0
Youth work or ministry	0	0.0	0	0.0	0	0.0	0	0.0
Musician or liturgist	0	0.0	0	0.0	0	0.0	0	0.0
Spiritual director	0	0.0	0	0.0	0	0.0	0	0.0
New church development/church planting/evangelism	0	0.0	0	0.0	0	0.0	0	0.0
Other position within a congregation / parish context	0	0.0	0	0.0	0	0.0	0	0.0
Retreat or spiritual director (not in a parish/congregation)	0	0.0	0	0.0	0	0.0	0	0.0
Campus ministry or youth worker (not in a parish/congregation)	0	0.0	0	0.0	0	0.0	0	0.0
Hospital/hospice/healthcare chaplaincy	0	0.0	0	0.0	0	0.0	0	0.0
Military chaplaincy	0	0.0	0	0.0	0	0.0	0	0.0
Prison ministry	0	0.0	0	0.0	0	0.0	0	0.0
Other specialized ministry (not in a parish/congregation)	0	0.0	1	100.0	0	0.0	1	25.0
Missionary service (foreign)	0	0.0	0	0.0	0	0.0	0	0.0
Denominational administrator or staff	0	0.0	0	0.0	0	0.0	0	0.0
Teaching in primary or secondary education	0	0.0	0	0.0	0	0.0	0	0.0
Teaching or administration in a theological school	1	100.0	0	0.0	0	0.0	1	25.0
Other teaching or administration in higher education	0	0.0	0	0.0	0	0.0	0	0.0
Other Religious or parachurch agency/organization	0	0.0	0	0.0	0	0.0	0	0.0
Social work/social services	0	0.0	0	0.0	0	0.0	0	0.0
Social justice ministry	0	0.0	0	0.0	0	0.0	0	0.0
Community development or community organizing	0	0.0	0	0.0	0	0.0	0	0.0
Pastoral counselor (not in a parish/congregation)	0	0.0	0	0.0	0	0.0	0	0.0
Licensed counselor or psychologist	0	0.0	0	0.0	0	0.0	0	0.0
Executive/administrator in a nonprofit agency	0	0.0	0	0.0	0	0.0	0	0.0
Executive/administrator in a for-profit business	0	0.0	0	0.0	0	0.0	0	0.0
Further graduate or professional studies	0	0.0	0	0.0	0	0.0	0	0.0
Full-time homemaking or childcare	0	0.0	0	0.0	0	0.0	0	0.0
Medicine/engineering/law	0	0.0	0	0.0	0	0.0	0	0.0
Retired	0	0.0	0	0.0	0	0.0	0	0.0
Other (Please specify)	0	0.0	0	0.0	0	0.0	0	0.0
TOTAL	3	75.0	1	25.0	0	0.0	4	100.0

CHART 14: Current Work Setting by Degree

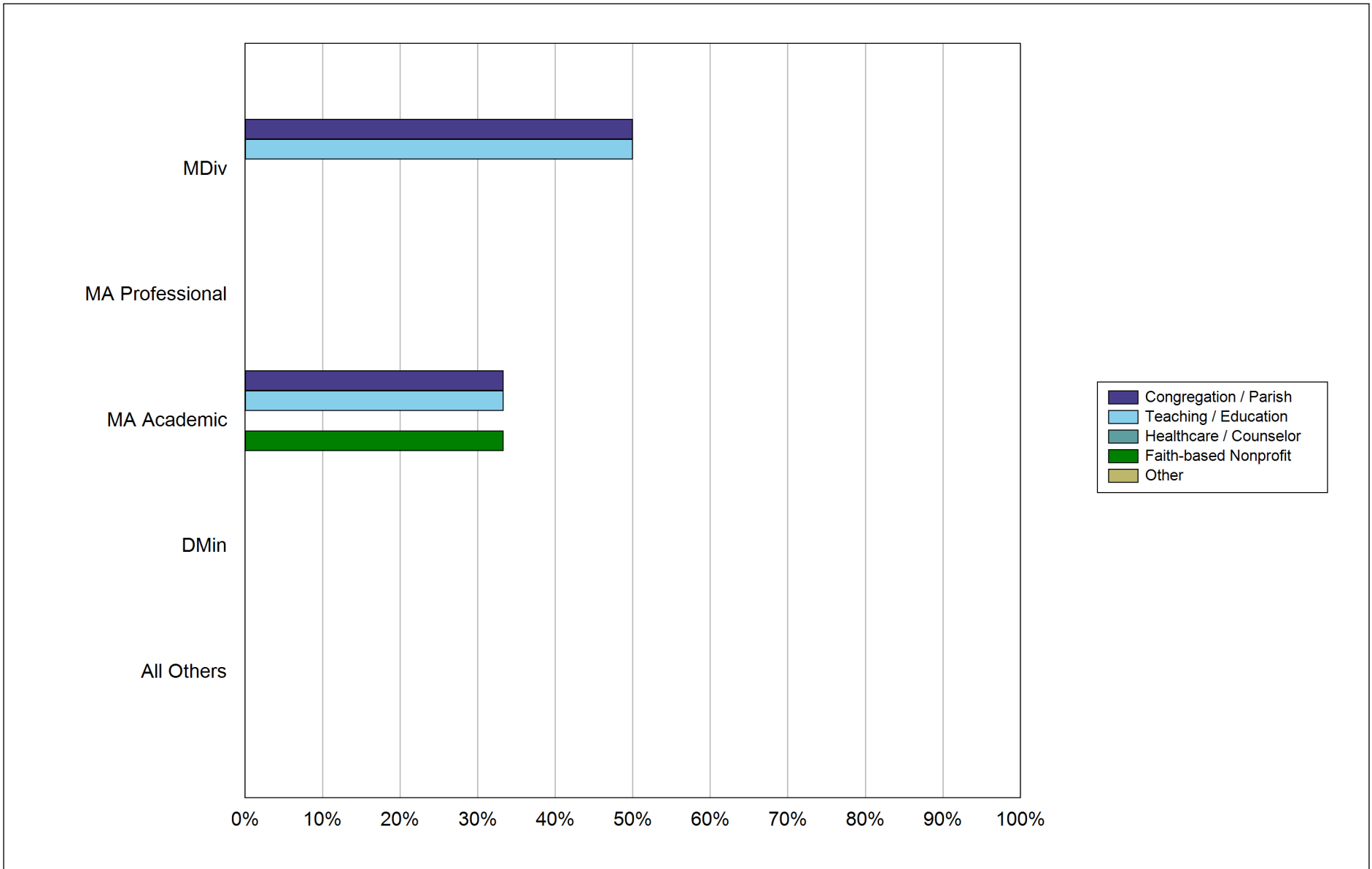


TABLE 15: Current Position of Respondents Not Serving in a Congregation or Parish

ALUMNI/AE, BATCH=All, YEAR=2021 - 2022, TERM=All

SCHOOL: Urshan Graduate School of Theology

Position	Male		Female		Other		TOTAL	
	#	%	#	%	#	%	#	%
Retreat or spiritual director (not in a parish/congregation)	0	0.0	0	0.0	0	0.0	0	0.0
Campus ministry or youth worker (not in a parish/congregation)	0	0.0	0	0.0	0	0.0	0	0.0
Hospital/hospice/healthcare chaplaincy	0	0.0	0	0.0	0	0.0	0	0.0
Military chaplaincy	0	0.0	0	0.0	0	0.0	0	0.0
Prison ministry	0	0.0	0	0.0	0	0.0	0	0.0
Other specialized ministry (not in a parish/congregation)	0	0.0	1	100.0	0	0.0	1	33.3
Missionary service (foreign)	0	0.0	0	0.0	0	0.0	0	0.0
Denominational administrator or staff	0	0.0	0	0.0	0	0.0	0	0.0
Teaching in primary or secondary education	0	0.0	0	0.0	0	0.0	0	0.0
Teaching or administration in a theological school	1	100.0	0	0.0	0	0.0	1	33.3
Other teaching or administration in higher education	0	0.0	0	0.0	0	0.0	0	0.0
Other Religious or parachurch agency/organization	0	0.0	0	0.0	0	0.0	0	0.0
Social work/social services	0	0.0	0	0.0	0	0.0	0	0.0
Social justice ministry	0	0.0	0	0.0	0	0.0	0	0.0
Community development or community organizing	0	0.0	0	0.0	0	0.0	0	0.0
Pastoral counselor (not in a parish/congregation)	0	0.0	0	0.0	0	0.0	0	0.0
Licensed counselor or psychologist	0	0.0	0	0.0	0	0.0	0	0.0
Executive/administrator in a nonprofit agency	0	0.0	0	0.0	0	0.0	0	0.0
Executive/administrator in a for-profit business	0	0.0	0	0.0	0	0.0	0	0.0
Further graduate or professional studies	0	0.0	0	0.0	0	0.0	0	0.0
Full-time homemaking or childcare	0	0.0	0	0.0	0	0.0	0	0.0
Medicine/engineering/law	0	0.0	0	0.0	0	0.0	0	0.0
Retired	0	0.0	0	0.0	0	0.0	0	0.0
Other (Please specify)	1	100.0	0	0.0	0	0.0	1	33.3
TOTAL	2	66.7	1	33.3	0	0.0	3	100.0

	Full time		Part Time		No		Unsure		TOTAL	
	#	%	#	%	#	%	#	%	#	%
Do you currently, or are you planning to, serve in a volunteer/unpaid ministerial position?	1	50.0	1	50.0	0	0.0	0	0.0	2	100.0

TABLE 16-A: Current Position of Respondents Serving in a Congregation or Parish

ALUMNI/AE, BATCH=All, YEAR=2021 - 2022, TERM=All

SCHOOL: Urshan Graduate School of Theology

Position	MDiv		MA Professional		MA Academic		All Others	
	#	%	#	%	#	%	#	%
Solo pastor, priest, minister of a congregation/parish	0	0.0	0	0.0	0	0.0	0	0.0
Head of staff (pastor, priest, or minister supervising other clergy staff)	0	0.0	0	0.0	0	0.0	0	0.0
Co-pastor, priest, or minister	0	0.0	0	0.0	0	0.0	0	0.0
Associate or assistant pastor, priest, or minister	0	0.0	0	0.0	1	100.0	0	0.0
Minister or director of Christian/religious education	0	0.0	0	0.0	0	0.0	0	0.0
Youth work or ministry	0	0.0	0	0.0	0	0.0	0	0.0
Musician or liturgist	0	0.0	0	0.0	0	0.0	0	0.0
Spiritual director	0	0.0	0	0.0	0	0.0	0	0.0
New church development/church planting/evangelism	1	100.0	0	0.0	0	0.0	0	0.0
Other position within a congregation / parish context	0	0.0	0	0.0	0	0.0	0	0.0
TOTAL	1	50.0	0	0.0	1	50.0	0	0.0

Position	Male		Female		Other		TOTAL	
	#	%	#	%	#	%	#	%
Solo pastor, priest, minister of a congregation/parish	0	0.0	0	0.0	0	0.0	0	0.0
Head of staff (pastor, priest, or minister supervising other clergy staff)	0	0.0	0	0.0	0	0.0	0	0.0
Co-pastor, priest, or minister	0	0.0	0	0.0	0	0.0	0	0.0
Associate or assistant pastor, priest, or minister	1	50.0	0	0.0	0	0.0	1	50.0
Minister or director of Christian/religious education	0	0.0	0	0.0	0	0.0	0	0.0
Youth work or ministry	0	0.0	0	0.0	0	0.0	0	0.0
Musician or liturgist	0	0.0	0	0.0	0	0.0	0	0.0
Spiritual director	0	0.0	0	0.0	0	0.0	0	0.0
New church development/church planting/evangelism	1	50.0	0	0.0	0	0.0	1	50.0
Other position within a congregation / parish context	0	0.0	0	0.0	0	0.0	0	0.0
TOTAL	2	100.0	0	0.0	0	0.0	2	100.0

CHART 16-A: Current Position of Respondents Serving in a Congregation or Parish

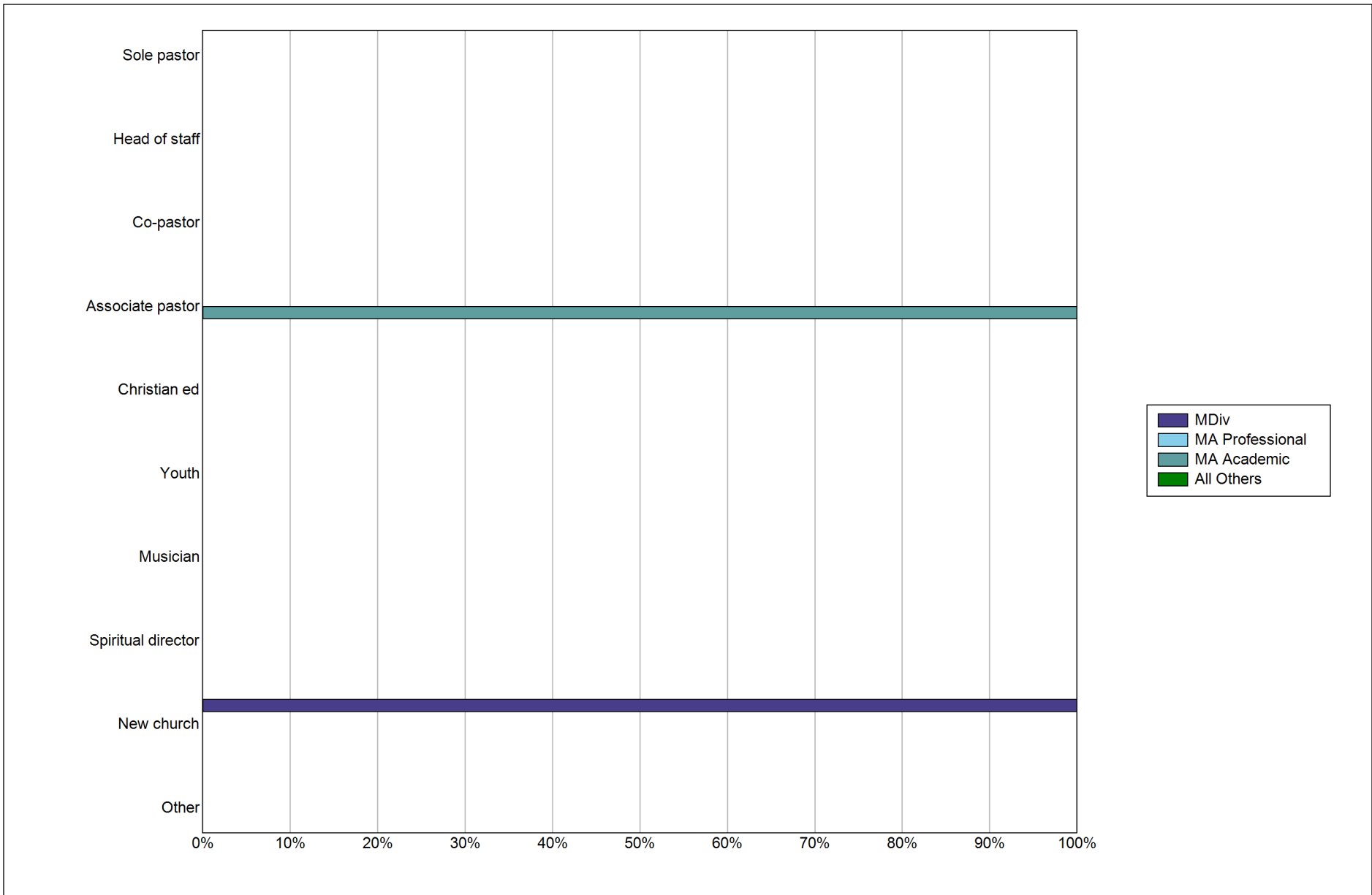


TABLE 16-B: Respondents Currently Serving in More Than One Position

ALUMNI/AE, BATCH=All, YEAR=2021 - 2022, TERM=All

SCHOOL: Urshan Graduate School of Theology

Multiple positions?	Asian		Black		Hispanic		Nat Am		White		Multiracial		Other		Undis		Total	
	#	%	#	%	#	#	#	%	#	%	#	%	#	%	#	%	#	%
Yes	0	0.0	0	0.0	0	0.0	0	0.0	0	0.0	0	0.0	0	0.0	0	0.0	0	0.0
Yes, and at least one of my positions is ministerial work	0	0.0	0	0.0	0	0.0	0	0.0	0	0.0	0	0.0	0	0.0	0	0.0	0	0.0
Yes, and they are all ministerial work	0	0.0	0	0.0	0	0.0	0	0.0	1	33.3	0	0.0	0	0.0	0	0.0	1	25.0
No	1	100.0	0	0.0	0	0.0	0	0.0	2	66.7	0	0.0	0	0.0	0	0.0	3	75.0
Total	1	100.0	0	0.0	0	0.0	0	0.0	3	100.0	0	0.0	0	0.0	0	0.0	4	100.0

How many congregations/parishes are you currently serving?	#	%
2	0	0.0
3	1	100.0
4	0	0.0
More than 4	0	0.0