



Magic Eraser

simple science









Magic Eraser **simple science**

- 1 Color in your acorn coloring page.
- 2 Place the art page inside the provided clear zipper bag & trace the outline with a black permanent marker on the bag.
- 3 Fill a glass with water deep enough to submerge the art.
- 4 Place your art page in the water & view from above. What has disappeared?



THE SCIENCE EXPLAINED

Light changes its path when moving between different materials. When light passes through substances that bend light in similar ways, it gets so confused that colors can seem to disappear, especially when viewed from certain angles.





thank you

Thank you for your order from WonderWell Learning!
Resources are lovingly designed by hand with an emphasis
on adding beauty and nature to your homeschool.

usage + copyright

© 2024 WonderWell Learning, LLC.

Feel free to print as many times as needed for your personal
home use or single classroom/co-op use. Do not share, alter,
sell, or redistribute the digital files or printed materials outside
of your home or individual classroom/co-op.

follow + share

www.wonderwelllearning.com

