

A Checklist For The Week Before





# 7

*days to go*

## The Final Countdown

I don't know about you, but the only thing that rings in my head is that song by Europe from the mid '80s. Maybe it's because I grew up with parents from that generation, but who knows!

Anyways... you've made it. With only seven days left, you are probably wondering what's left to do. Trust me, there's plenty! Here's a list to consider if you haven't already. If you're ahead of the game, skip to the next countdown page and see if you've got all of that, too.

- ☐ Is the marriage license set?
- ☐ Does the wedding party know the schedule for the week? Bachelor/bachelorette party and plans? Rehearsal? Final fittings/picking up suits, etc?
- ☐ Are the vendors all paid? If not, do you know the remaining balances and who is in charge of making sure they're paid the day of? The last thing you want to do is have to worry about writing checks on the happiest day of your life! Assign someone you know and trust to take charge of the last minute financials.
- ☐ Is the timeline finalized with your photographer/videographer?
- ☐ Have you written your vows or letters to one another? This isn't a necessary item to check off your list, but it can definitely add to your big day. Honestly, my husband and I wrote ours the week of the wedding, and I cannot say enough how much it means. The video captured the moment between us while we read our letters to one another, and it's one of my favorite parts!
- ☐ Ladies – do you need to get your spray tan?
- ☐ Have you worn in your shoes for the day? You're going to be spending a lot of time in them and walking around a lot. From heels to men's suit shoes, be sure to wear them in a little before you spend 10+ hours in them. You don't want to be limping around at the reception because you have sore feet.
- ☐ Do your rings need to be picked up or cleaned?







# 6

*days to go*



## Crossing T's and Dotting I's

It's more than likely that in the next few days you will be coming to a halt with the details and last minute planning. You'll be hanging up your planning boots and swapping them for your boogie shoes! It's almost time for one of the biggest parties of your life. These next few items on the checklist will help you feel more prepared before the bachelor/bachelorette party.

- ❑ Check in with the officiant. You can't have a wedding success without the person that has the legal power to pronounce you as a married couple!
- ❑ Check in with the venue.
- ❑ Check in with the DJ.
- ❑ Check in with the caterer. The last thing you want is to arrive at your reception and have a million tiny eyes stare at you because there's no food. Are sweets and dessert separate? Don't forget to check in with them, too!
- ❑ Check in with the florist. How will the flowers be transferred, does the person transferring the floral arrangements have the correct address and contact information?



- Check in with any live musicians or entertainers.
- Check in with anyone that is going to be a part of the ceremony. This may seem like an odd thing to include, but you'd be surprised. Make sure everyone you want involved in the big day knows what part they play and knows that they should be attending the rehearsal.
- Check in with your photographer and videographer.
- Check in with your day of coordinator.
- Check in with your hair and makeup artist[s].
- Check in with any transportation company you may be using.



- Need to re-dye your hair or get a trim? Now's a good time to do that! Be sure to schedule your appointment in advance with your favorite stylist or maybe even the hair stylist that will be doing your hair the morning of!
- Wear your wedding shoes around, yes, again. Really, you should wear them a little bit every day until the big day arrives. That doesn't mean go out to the grocery store in your brand-new white heels or black shoes. You don't want to risk scuffing them up before you get the chance to say, "I do," but you want to give them a little love.



# 5

*days to go*

## Packing, packing, and *more* packing

Today you only have one job. You guessed it – packing. For what? Well, let's see.

### *Photographer/Videographer Details:*


- Rings: ALL of them. His ring, her ring, engagement rings, earrings, you name it.
- Other jewelry including cuff links, tie clips, necklaces, bracelets, hair clips, etc.
- Save the dates, invites, ceremony program, any essential or unique stationary. That includes special stamps, wax seals, envelopes, etc.
- Veil
- Dress
- His Tie
- Both pairs of shoes
- Wearing any special perfume/cologne? Include the bottles! Sometimes they make for some beautiful images to remember all of the little details.
- Letters to one another or vows

Note: We also love to include florals! SOO when you talk to your photographer/videographer about timeline, be sure to ask when the flowers should get there.



*His Day of Essentials:*

- ❑ The correct color of socks. I wish I could be more specific, but guys you know what goes with your outfit. IF YOU DON'T, talk to your spouse-to-be. If you're wearing black dress pants, you don't want white socks. And vice versa... honestly, it's common-sense folks.
- ❑ Cologne, axe, deodorant, or whatever your favorite anti-perspirant is! Especially if you're having a summer wedding.
- ❑ Shot glass or flask. You never know when you might want to sneak a drink during the day.
- ❑ Comb or brush
- ❑ Chapstick
- ❑ Toothbrush and paste, or at the very least, mouthwash or gum





## Packing, packing, and *more* packing

### *Her Day of Essentials:*

Sorry ladies, your list is much longer. I feel like we have to be prepared for everything! Plus, if the guys need anything, at least someone has an emergency kit thrown together. If you don't want to hold onto the massive bag, ask one of your bridesmaids or personal attendants to be in charge of it.

- ☐ Make-up: lipstick, mascara, eye liner, make-up remover, make-up blotting papers, concealer, the whole nine yards. You never know what could happen. From heat to excessive downpours of rain or emotion, it's just best to be prepared for the worst.
- ☐ Hairbrush
- ☐ Bobby pins
- ☐ Anti-perspirant – tip: don't use regular deodorant. Use a spray or gel so you don't have to worry about the white powdered spots regular deodorant can leave behind.
- ☐ Perfume
- ☐ Toothbrush and paste
- ☐ Chapstick
- ☐ Special undergarments or tape for your boobs. We don't want any wardrobe malfunctions on your special day!
- ☐ Q-tips
- ☐ Band-Aids
- ☐ Floss
- ☐ Safety pins
- ☐ Static Guard
- ☐ Lint roller
- ☐ Crochet hook – really only necessary if you have a button up dress.
- ☐ Nail file
- ☐ Tweezers
- ☐ Hair ties
- ☐ Clear nail polish
- ☐ Stain remover or Tide-to-go!
- ☐ Extra earring backs
- ☐ Hand sanitizer
- ☐ Pads or tampons
- ☐ Hand or body lotion
- ☐ Tissues
- ☐ Advil or Tylenol
- ☐ Mints or gum
- ☐ Razor
- ☐ Superglue
- ☐ Duct tape

Odds are you won't end up needing more than half of the items on the list, but one can never be too cautious!

Another thing you will both have to pack: Your overnight bag. Unless you're going on a honeymoon right after the wedding!? Pack your bags now so you're all set and ready to run away together for your romantic getaway.



4

# Take a Break

*days to go*

Much like diets, you get a cheat day. Take a break. Use this day as time for just the two of you. Go on a hike or fun excursion to remind yourselves why you're going through all the stress of planning a wedding in the first place. Turn your phones off for a couple of hours and get lost with one another. If you're planning your wedding or elopement in the Black Hills there are a million and one beautiful sights to explore. If you're planning your wedding outside of this gorgeous location, find something in your local area you love. Maybe redo your first date! Or go to your favorite mini-golf place.

*My point is, just take a break and take some time alone.*





# 3

# Part-ayyyy!!

*days to go*

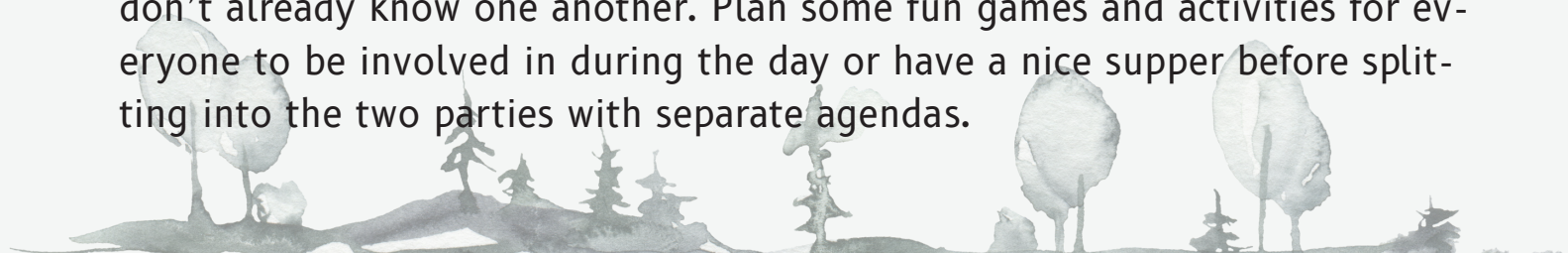
Honestly, we're just getting started. You either are likely to have your bachelor/bachelorette party today and into the night or you can swap days three and four.

Regardless there are a couple of things other than the party you may want to include just a few days before the wedding:

- Mani + Pedi
- Spa Day

You can always incorporate those into your big party plans.

I would also suggest getting your entire wedding party together if they don't already know one another. Plan some fun games and activities for everyone to be involved in during the day or have a nice supper before splitting into the two parties with separate agendas.





# 2

*days to go*

## Last Chance

...no seriously. This might be your last chance. Any last reservations? Better get them out in the open now before you embarrass yourself or spouse-to-be on the big day.

After you get that out of the way or completely disregard me for being a crazy woman, there's only one big thing I would suggest for today.

Separate your decorations.

Know what is going to the ceremony site versus what is going to be set up at the reception. Of course, if you have a decorator or coordinator, you may not have to worry about this step at all. For those of you who are more on the DIY side of things, this will save you tons of time the day before the wedding when you are setting everything up.

Be sure to label each box and the decorations so your team can divide and conquer when it comes to setup. The more you label, the less you have people asking you a million questions.







*My Vows*

I, Zwitzel Alondra, take you, Bryan Albert Buan as my beloved husband. To have and to hold you, to honor you, to be at your side no matter what life brings us.

Today seems like it is the start of a new journey, but I already belong to you and I want to make promises that I will always keep. I promise to love, respect, protect, and trust you, and give you the best of myself, for I know that together we will build a life far better than either of us could ever imagine alone. I promise to be your peace and be by your side when you are in chaos.

Falling for you was not falling at all — it was walking into a house and knowing that you are my home. I love you, and I will always choose to love you everyday.

alice  
ring

*My Vows*


To start it off, First I would like to say thank you for all the love you have given me for the acceptance of who I am. All the happiness and adventure you have shared with me. And on this special day I already knew. That the day we met I already knew that we were meant to be. We may had some bad times but we stood our ground and fight for our love.

From this day forward I promise to stay the same. I promise that you will be the only one. I promise to love and cherish you for who you are. And support you all the way, in decisions, your amazon and online shopaholic way, and lastly I will be patient on all your "Zwitzel's KAARTEHAN WAY"

I know we will have more challenges that will come on our way. But trust me I will be there in every step of our way for our goals and for our future. And this will never ever change. I love you forever until my last breath.

Zwitzel Alondra  
Bryan Albert Buan





*more day!*

## You made it!

Tomorrow is the big day. Today you have three big ticket items: decorate the ceremony site, decorate the reception site, and have the rehearsal.

Points if you add a fourth: Get a good night of sleep.

I just want to add a *congratulations*. I hope this little checklist is helpful; I wish I had something like it when I planned my wedding! That being said, everyone plans differently. You may be ahead of the game or you may have gotten this checklist and had a heart attack thinking you're way behind. Rest assured – you're exactly where you need to be. The biggest piece of advice as a former bride I can give to anyone is to just go with the flow. Take a deep breath and know that not everything is going to go exactly as you planned. Have someone to direct all of the questions to the day of so they can handle any chaos that occurs and you can just relax and focus on the moment.

wandering wilde

PHOTO | VIDEO | WRITING | PODCASTING

*media*