


Sample Timeline

Bridal Details 12:00- 12:45




After the details have been photographed, it's time for the bride to get into her dress! This is a big moment! I usually ask the mother of the bride and all of the bridesmaids to be dressed by the time the bride is ready to get into her dress. This ensures that everyone will look nice in those images. After the bride is in her gown, she can put on her jewelry, veil, shoes, etc. and I will shoot some additional bridal portraits!

Every bride loves having those beautiful shots of her bridal details. It's an important part of the story and I love having some time to shoot the dress, shoes, jewelry, invitations, etc. These shots allow me to get warmed up for the rest of the big day. I normally like to allow at least 45 minutes for this part of the day. While I am shooting details, my second shooter will be shooting most of the bridal prep before everyone gets dressed. If the groom is getting ready on property, my second will capture some of their prep as well. This can be achieved in as little as 20 minutes as it does not take long for the guys to get ready.




12:45-1:30 Bridal Prep

First Look 1:45-2:00




This is one of my favorite parts of the wedding day! I will find the perfect location for my couple's First Look prior to the getting ready portion of the day! Don't stress about that one bit! I will make sure the location is private and as secluded as possible.

Portraits 2:00-2:30



After the bride and groom take their time with the First Look, I will begin taking a few romantic portraits of the two of them while the initial excitement is still present! I will find the locations for these shots as well! Remember, the LIGHT determines where we shoot and so I can't decide on portrait locations until the day-of. As we shoot these portraits, the bridal party can start making their way to us for Bridal Party portraits!

Bridal Party Portraits 2:30-3:30



Now it's time for Bridal Party shots! I buffer in extra time throughout the day just in case we have some unexpected things that hold us up! One way to make sure we stay on schedule for bridal party portraits is to have someone put the boutonnieres on the guys BEFORE they arrive for portraits.


Family formals typically happen RIGHT after the ceremony ends, but if you want to get them done before the ceremony so you can attend cocktail hour, that's GREAT! I usually ask for about 20-30 minutes to shoot family formals. You will do homework before your wedding to plan out what shots we need to help expedite this process. Think ROLL CALL! If possible, we want to shoot in natural light as that is most flattering, otherwise, please speak with your church about us having time after the ceremony to shoot on the altar.



3:30-4:00 Family Formals

Bride in Hiding

3:00-4:00




It's time to get married!! Most ceremonies are 30 minutes long. If your ceremony is longer than 30 mins, we'll make adjustments to the timeline! Cherish these moments! Your ceremony will pass by so quickly!

Its almost party time! While you are getting bustled, enjoying cocktail hour and greeting your guests, I will be in your reception hall shooting your gorgeous details.

*Reception Details/
Cocktail Hour*
4:45-5:30


Reception Begins!

5:30




*Sunset/
Final Portraits*

6:45-7:00




I include 8 hours of coverage so that I can be present for the main events of the reception and about an hour of dancing! If you're interested in having your exit photographed, there are several options for this! You can either add additional coverage or plan a faux exit with just your bridal party! We have had GREAT success with this and the party never stops! Email me about this if you're interested in learning more!

After bridal party portraits are complete, the bride will go into hiding so that early guests don't sneak a peek and the ushers will begin their duties. this is a great time to take some more bridal images we may have not had time to take earlier in the day.



4:00-4:30
Ceremony




From the centerpieces to the escort cards to the cake to the pouring of champagne, I will be there. We also use this time to set up lights we will need to photograph your reception once the dancing begins. We need 45 minutes of cocktail hour to accomplish these tasks so it is important that most of our portraits happen BEFORE cocktail hour or that cocktail hour is extended by at least 30 minutes. We will work through this portion of the timeline together.

This is when the bridal party lines up for introductions and the party begins!! By this part of the day, my timeline isn't as strict. This is the part of the day where I get to capture the fun, the candid, the memories that will have you crying and laughing for generations to come. Kick off those heels and prepare to party the night away.

Ahhh, the golden hour! If at all possible, I WOULD LOVE to steal you at sunset or right before twilight so I can capture some more candid and relaxed images of you and your HUSBAND. Yes, you will have a HUSBAND! Feel free to loosen those ties and leave the jackets behind gentleman. And ladies, lose the veil and the heels. Bring your champagne and let's take a few final romantic and relaxed portraits before we lose all useable light.

APPROXIMATE TIMES:

- DETAILS & PREP : 1.5 HOURS
- FIRST LOOK & PORTRAITS : 30-40 MINS
- BRIDAL PARTY : 30-40 MINS
- FAMILY FORMALS: 30 MINS
- EXTRA PORTRAIT TIME : AS MUCH TIME AS YOU'LL GIVE ME!



8:00

Controlled Exit

If we do not add on any extra time and I am leaving before the sun sets, have no fear, we can still do an exit photo which could be an epic dip in front of your venue or another great location. Its also I way I can steal you away and give you two the biggest hug goodbye ever!