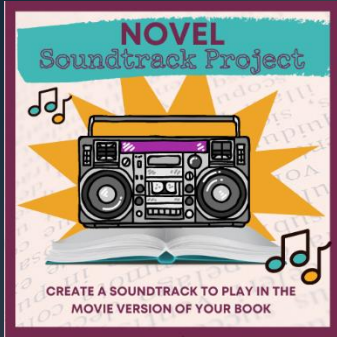



# A Post-Reading Project

Slides: [NovelSoundtrackProjectCreateFilmMusicforaBookNovelStudy7th8th9th-1 \(1\).pptx](#)



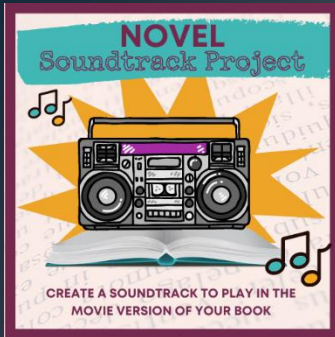
# Your Job

- Pretend the book you have just read is being turned into a movie. Your job is to create a soundtrack that would play in that movie.



## Part 1: CD COVER DESIGN

- For the cover of the cd, you must create a visual design. The design must include:
  - Soundtrack title
  - Thoughtful design that incorporates several aspects/elements from the book
    - For example:  
images/scenes/characters/quotes/etc.




# Sample

## Book Aspects/Elements included:

- Title
- Author
- Bow and Arrow
  - Katniss' weapon of choice
- Heart
  - For Katniss and Peeta's relationship
- District 12
  - Katniss and Peeta's home





## Part 2: Song Selection and Explanation

- Chose 4 songs
- Include the titles for each song
- Include the artist/group for each song
- Include some of the lyrics for each song
- Write responses for the when/why questions
- Correct capitalization throughout



# Example

**Song Title:** Over My Head

**Artist/Group:** The Fray

## **Lyrics**

And suddenly I become a part of your past  
I'm becoming the part that don't last  
I'm losing you and it's effortless  
Without a sound we lose sight of the ground  
In the throw around  
Never thought that you wanted to bring it down  
I won't let it go down till we torch it ourselves

And everyone knows I'm in  
Over my head  
Over my head

**When would I play this song in the book? (Please tell about the scene and include a page #)**

I would play this song when Katniss discovers that she must go into the arena to fight in the Hunger Games. (page 23)

**Why does this song fit in with the book/scene?**

I chose this song because I think that Katniss must have been overwhelmed by all of her thoughts and feelings. Also this song talks about leaving people behind like Katniss has to do.

# Ideas to get you started...

Think of emotional scenes in the story. Often times, songs are written about big feelings and emotions.

Think of songs that make you feel a particular emotion. Is that emotion found in the book anywhere?

Think of songs you enjoy that have a distinct message. Does that message match a lesson in the book?

## Good luck and get to work!!!

# Info for Teachers

- At the end of this power point presentation there are two slides that students can use to record their information as they are working. Feel free to use either one.
- You can have the students present the material a variety of ways one of which is actually creating the soundtrack cd and playing it for the class and then sharing their explanation. Other options could be creating a power point such as this, or a hand-written/drawn final product.
- I gave extra credit for students who included more than 4 songs.
- Another option could be to have students work in partners or groups.



# Student Working Copy

**Song Title:** \_\_\_\_\_

**Artist/Group:** \_\_\_\_\_

**Lyrics**

**When would I play this song in the book?** (Please tell about the scene and include a page #)

**Why does this song fit in with the book/scene?**

**Song:** \_\_\_\_\_

**Artist/Group:** \_\_\_\_\_

**Lyrics**

---

---

---

---

---

---

---

**When in the book would this song play?**

---

---

**This song fits with the scene/book because**

---

---

---

**Song:** \_\_\_\_\_

**Artist/Group:** \_\_\_\_\_

**Lyrics**

---

---

---

---

---

---

---

**When in the book would this song play?**

---

---

**This song fits with the scene/book because**

---

---

---

# Novel Soundtrack Project Rubric

Task/Points	1	2	3
Cover Design Includes 3 aspects from the book			
Cover Design was created with critical thought and genuine effort			
Song #1 matches the emotion and plot of the book			
Song #2 matches the emotion and plot of the book			
Song #3 matches the emotion and plot of the book			
Song #4 matches the emotion and plot of the book			
Lyrics are included (and school appropriate)			
Correct capitalization and complete sentences are used where necessary			
Student presentation of the soundtrack is clearly communicated			
Total: ____/27 points			

Teacher Comments:

# Thank you!

~ The Word Nerd

**THANK YOU FOR  
DOWNLOADING!**



## **A FEW MORE THINGS...**

Please leave a review and any feedback! By doing this you help future teachers decide if this item is worth their \$\$ and a good fit for their students. You also earn credits to use towards FREE product!

Check out other products in my store! I have PowerPoints for Story Elements, Poetry Formats and the Newbery Award, as well as tons of writing resources and several full novel units (A Wrinkle in Time, Rules, The Invention of Hugo Cabret, A Long Walk to Water and Claudette Colvin: Twice Towards Justice.)



## **CONNECT WITH ME!**

- Facebook: [Amanda Zieba – Author](#)
- Facebook Group – [Learning with the Word Nerd](#)
- Instagram: [wordnerd\\_amandazieba](#)
- Grab your free classroom poster set by subscribing to my educator email list. ([www.amandazieba.com/teachsignup](http://www.amandazieba.com/teachsignup))