

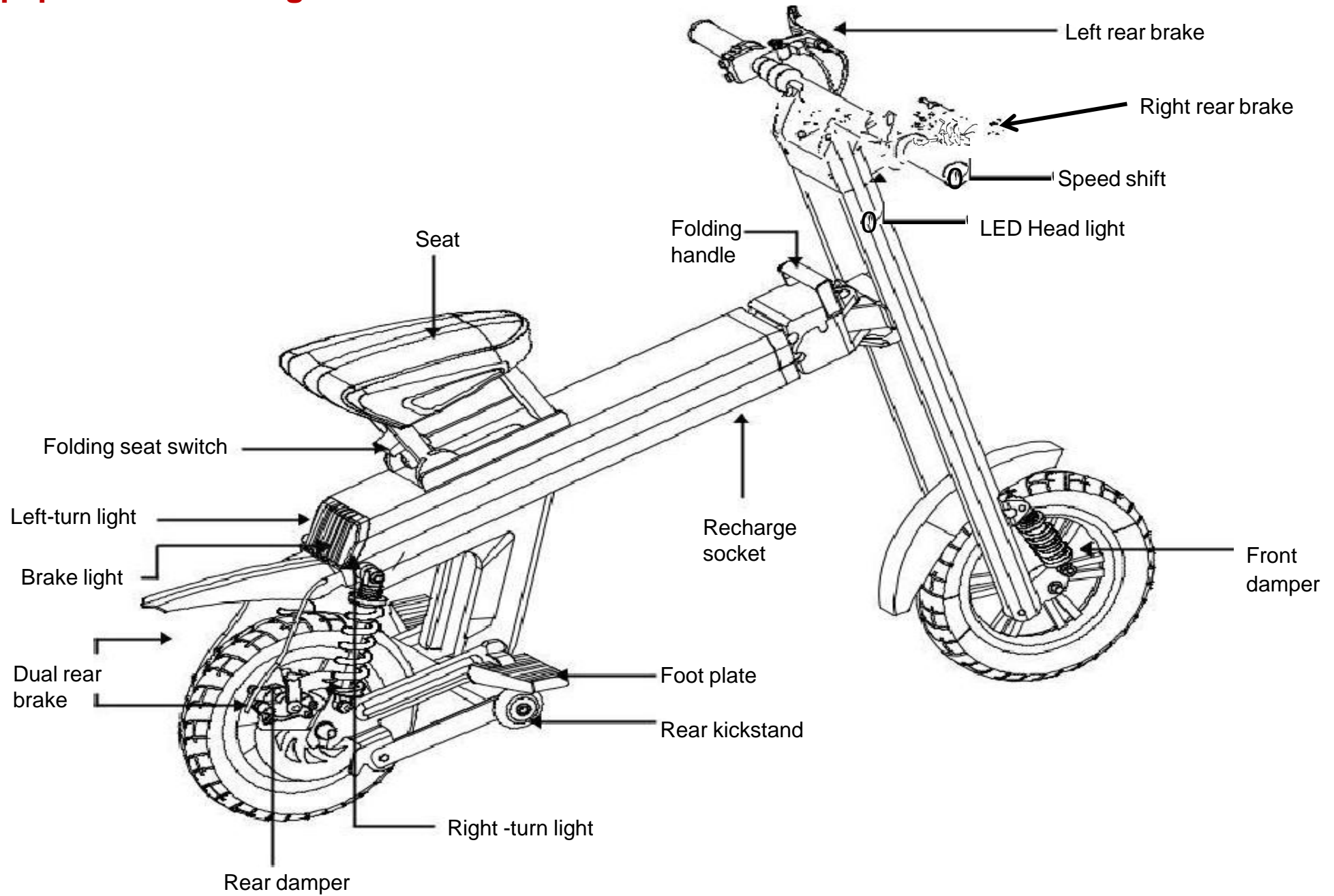


Thank you for choosing the *Go-Bike* M2 folding electric bike!

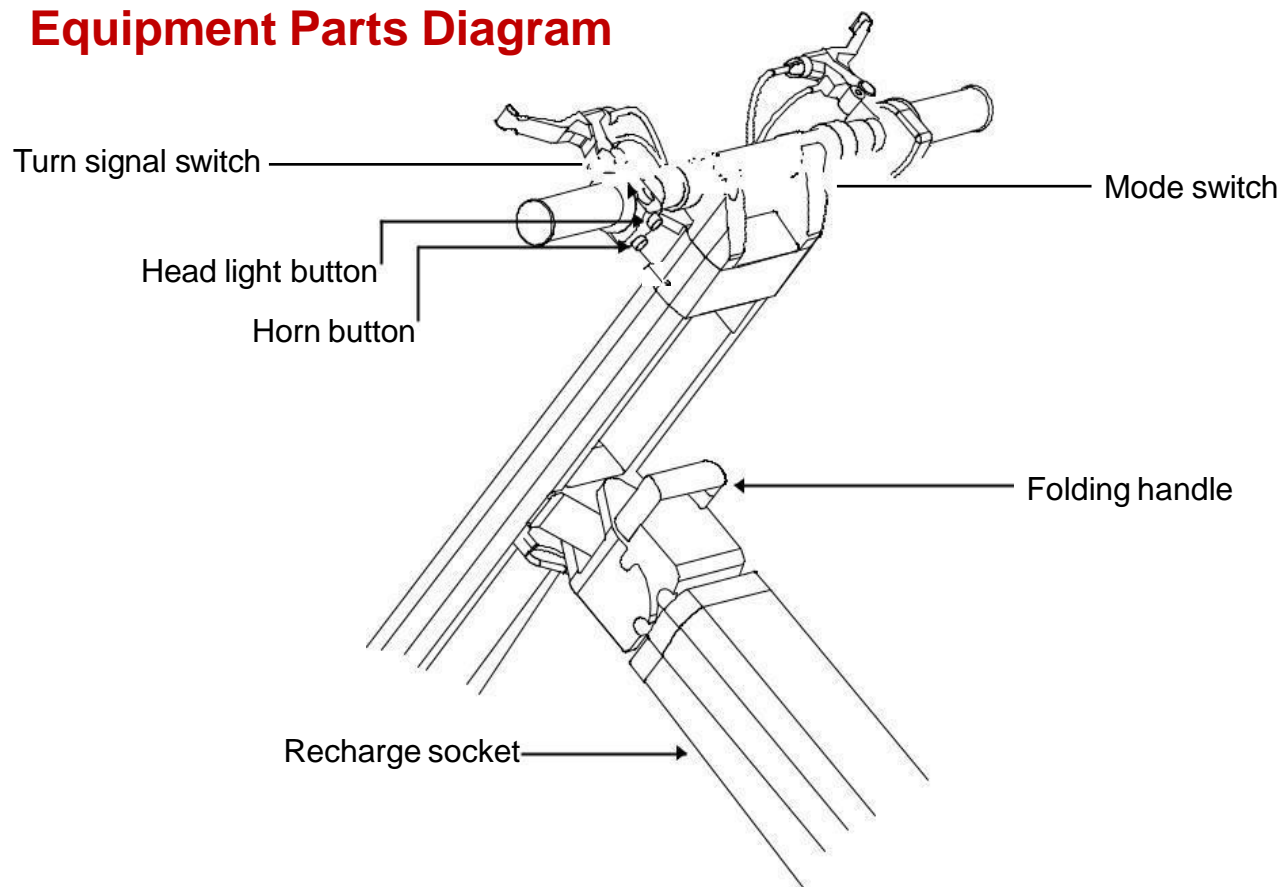
Reading the manual can help you:

- ❖ Master the basic operation of *Go-Bike* M2.
- ❖ Acquire a safe and enjoyable driving experience, by becoming familiar with the principles of safe driving and complying with the driving instructions.
- ❖ Understand the structure and composition of the *Go-Bike* M2 and general maintenance methods.

Equipment Parts Diagram



Equipment Parts Diagram



Operating Instructions

1. Horn switch

- Press the horn switch button, and it will ring.

2. Head light button

- Press the head light button, and it will work.

3. Turn signal light

- Turn switch to left, and the rear left-turn light will be yellow and blinking.
- Turn switch to middle, and the turn signal light will stop working.
- Turn switch to right, and the rear right-turn light will be yellow and blinking.

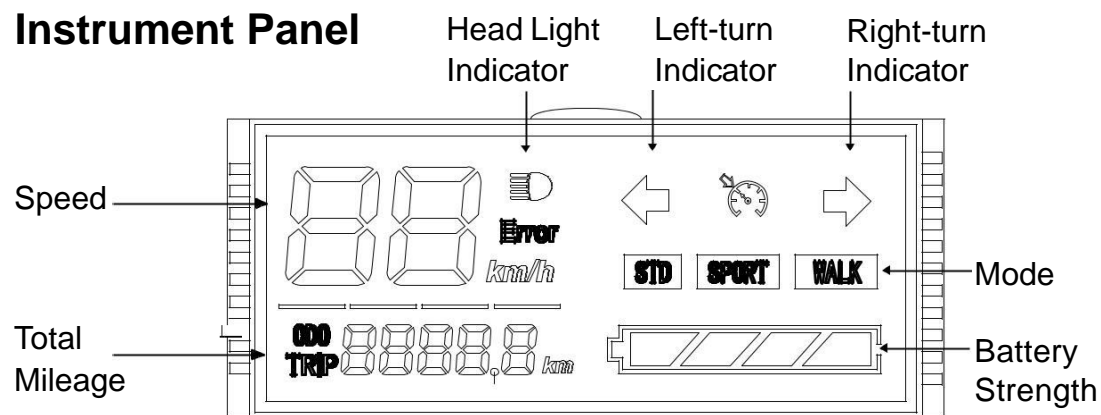
4. Mode switch

- Press the switch to choose the driving mode (assist mode, normal mode, sport mode).

5. Folding handle

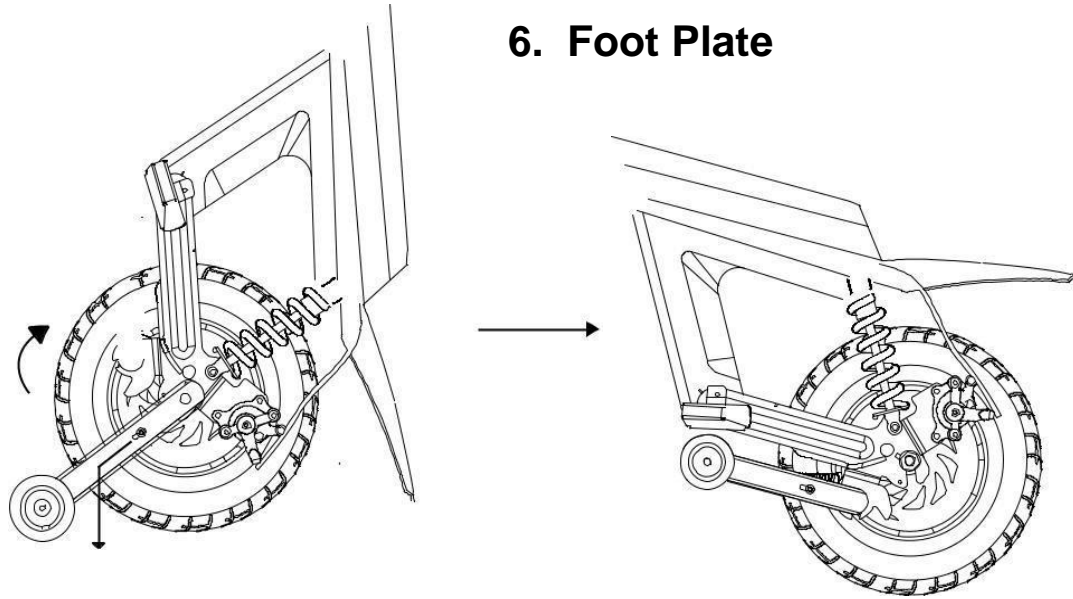
- Pull up folding handle, then you can fold the bike.

Instrument Panel

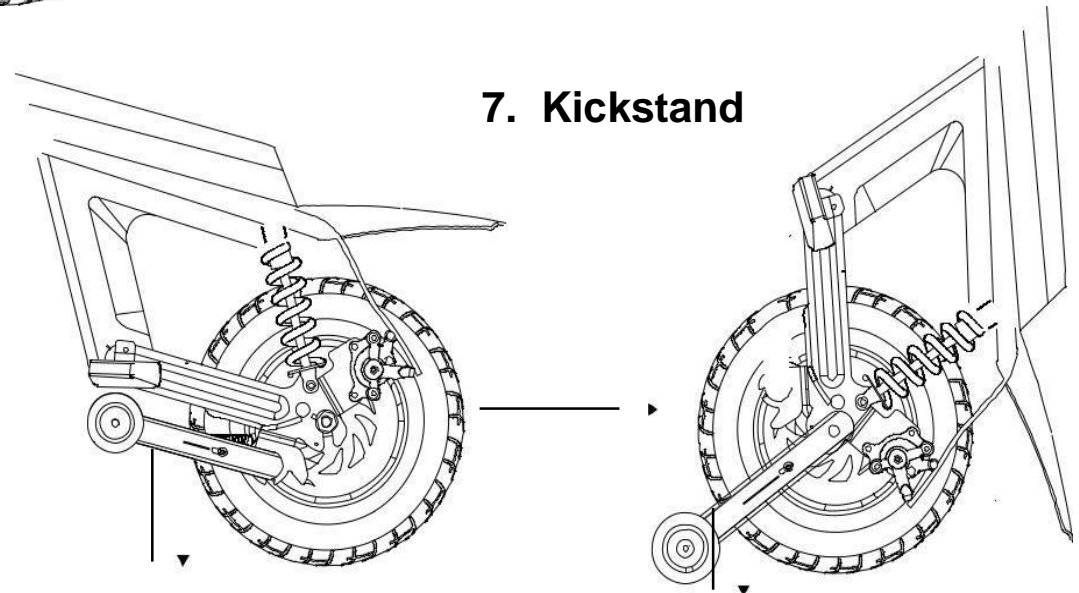


Operating Instructions

6. Foot Plate

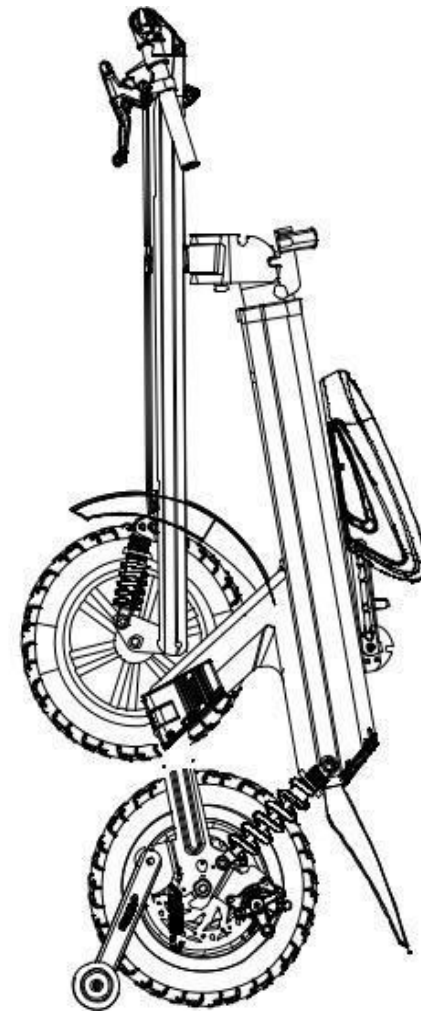
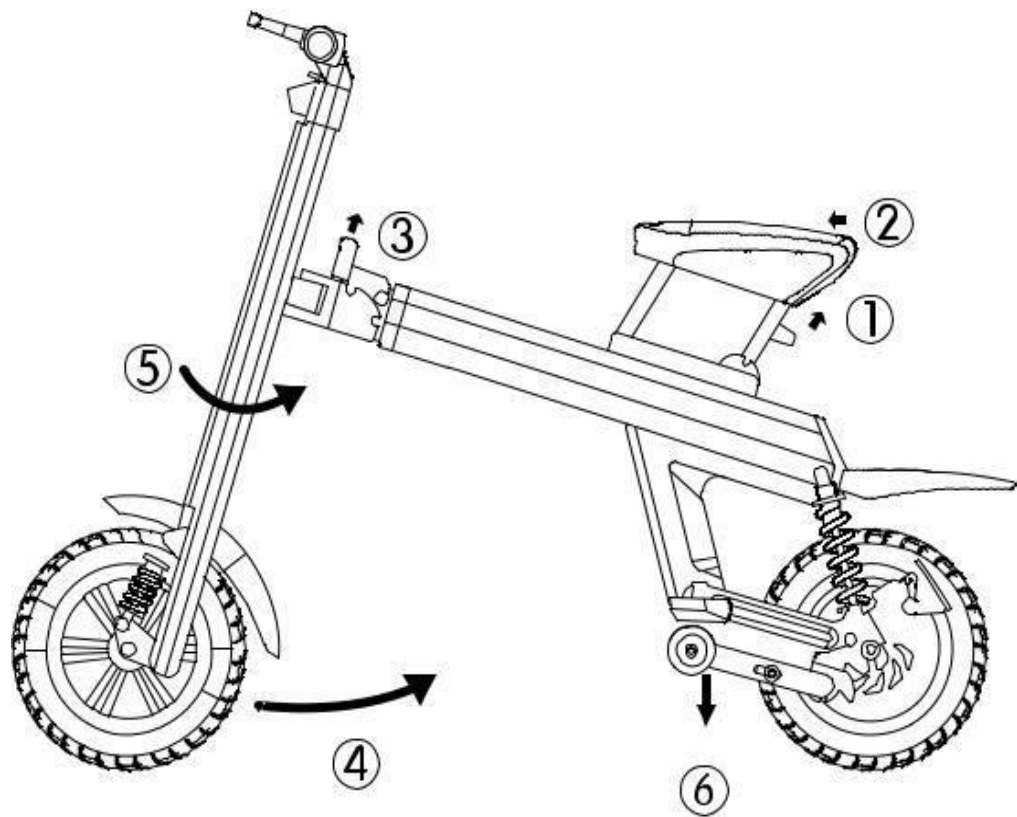


7. Kickstand



Operating Instructions

8. Folding



Go-Bike M2 Warranty Registration Card

Distributor	V&D Electric Bikes		Distributor Postal/Zip code	32704
Distributor Address	P.O. Box 1221, Orlando, FL		Distributor Telephone	(877) 245-2494
<i>Go-Bike</i> model		<i>Go-Bike</i> code		<i>Go-Bike</i> color
Frame Number		Motor Number		
Distributor (seal)		Company Number		Telephone/Fax
Repair Station Address			Repair Station Postal/Zip code	
Customer name		Purchase Date		Customer Postal/Zip code
ID Number		Customer Telephone		Manufacturing Date
Customer Address			Occupation	
How did you learn about about <i>Go-Bikes</i> ?	<input type="checkbox"/> Advertisement/Flyer <input type="checkbox"/> Rented One <input type="checkbox"/> Social Media <input type="checkbox"/> Exhibition <input type="checkbox"/> Website <input type="checkbox"/> Referral from friend <input type="checkbox"/> Other			
Type of Purchase	<input type="checkbox"/> New order <input type="checkbox"/> Additional order(s)		Customer signed	

General Maintenance and Repair

Maintenance Record

CLEANING AND STORAGE

1. Please clean your *Go-Bike* M2 bike promptly after use in order to maintain the *Go-Bike's* best performance.
2. Use a soft cloth, such as those used to clean eye glasses, and moistened it with a small amount water to clean the *Go-Bike's* body.
3. Use a cloth to clean the *Go-Bike's* tire; however, do NOT wash the rear tire because it contains the motor inside. Dry the *Go-Bike* with a dry cloth after it is cleaned, and set it in a well-ventilated location so it will dry quickly to avoid the corrosion of the steel parts.
4. When not in use, store the *Go-Bike* in a dry, cool place. Keep the *Go-Bike* away from fire or direct heat.
5. Do NOT keep the *Go-Bike* outside for an extended period of time. Sun exposure and the cold/hot outdoor environment will age the appearance of the *Go-Bike* more quickly.

PRECAUTIONS

1. When cleaning the *Go-Bike*, ensure it is powered off, unplug the charging cable and close the charging port cover! Otherwise, it may cause an electric shock or serious defects to the *Go-Bike*.
2. Do not use high-pressure water jets to clean the bike or soaked in water for washing, that would cause the water came into the body or collected in the bike, which will result in severe irreparable failure.
3. Do not use alcohol, gasoline, kerosene, acetone or other corrosive and volatile chemical solvents to clean the *Go-Bike's* body. These substances can damage the exterior and interior of the bike.

Safe Driving Specifications

1. MUST COMPLY

The *Go-Bike M2* is not only for entertainment but also for transportation. Therefore, it is important that commuters understand the potential safety hazards while driving, as follows.

Once you ride on the road, even if you operate under full compliance with the safe driving guide, you may also have safety risks caused by other people's illegal or improper operation of their vehicles. Therefore, it is very important to be an offensive *Go-Bike* driver, using proper caution and maintaining a safe distance from other vehicles when riding.

- A. Understand and strictly comply with local traffic regulations.
- B. Wear a helmet, knee and elbow pads, and wrist protection before driving.
- C. Inspect your *Go-Bike M2* to ensure all exposed parts are not loose, dangling or damaged.
- D. Make sure you are alert and not under the influence of alcohol or other drugs before driving.
- E. You must abide by all the provisions in this manual, especially those under "PROHIBITED" and "PRECAUTIONS".

2. STRICTLY PROHIBITED

- A. Do not ride the *Go-Bike M2* in restricted or prohibited areas under country/state/regional laws or on private property.
- B. It is prohibited to ride the *Go-Bike M2* without both hands on the handlebar, while distracted or while using a cell phone.
- C. Avoid riding in high-risk situations, including in areas or on surfaces that are not appropriate for the *Go-Bike M2* and/or do not meet the product's use requirements.
- D. It is prohibited to drive into motor/auto vehicle lanes. (Note: Some countries and regions also do not allow the *Go-Bike M2* to ride into non-motorized lanes.) Please refer to your state and local laws and regulations.
- E. Do not take a passenger when riding the *Go-Bike M2*. It is also prohibited to drive while holding/carrying an infant.
- F. Children between 12 and 16 years of age are prohibited to ride without an adult's permission, guidance and supervision.
- G. Those who are pregnant or suffer from hypertension, cardiovascular disease or other high-risk diseases not suitable for sport activities are prohibited from riding the *Go-Bike M2*.
- H. Do not ride in bad weather or under poor road conditions, including snowy, icy, muddy, and slick surfaces or pooled water.
- I. It is prohibited to ride when there are poor visibility conditions.

Safe Driving Specifications

3. SAFE DRIVING PRECAUTIONS

- A. It is your responsibility to take the initiative to: understand and comply with local traffic laws when driving the *Go-Bike M2*; to drive sensibly; and to always be aware of your surroundings to avoid collisions.
- B. Drive cautiously at a safe speed, abiding by local speed limits. Be attentive to your surroundings, keeping a safe distance from children, pedestrians, cyclists and other vehicles. Be prepared to stop at any time.
- C. Maintain good driving habits, avoiding sudden acceleration and rapid deceleration/braking.
- D. Respect pedestrians' right of way, be cautious, and decelerate when around pedestrians and avoid riding behind pedestrians. Do not drive in areas with small children.
- E. Keep a proper and safe distance from other drivers to avoid dangers and obstacles. You should not ride side-by-side unless there is sufficient space.

Technical Parameters

MOTOR PARAMETERS:	36V 250 / 350 W
TOP SPEED:	18-20 mph / 29-32 kmh
CHARGER PARAMETERS:	INPUT 100-240V 50/60Hz 2.2A(MAX); OUT PUT 42V 2A
BATTERY PARAMETERS:	36V 8.7/11.6Ah Lithium battery
RECHARGING TIME:	3-4 hrs
MAXIMUM LOAD:	285 lbs / 129 kg
MAXIMUM DISTANCE TRAVELED :	30 mi / 48 km
OVERALL DIM ENSIONS:	Unfold 52"x24"x37"; 132x61x94 cm Folded 31"x14"x47"; 79x36x119 cm
NET WEIGHT:	37 lbs / 17 kg