

Library

Scavenger Hunt

Created by the Word Nerd





ABOUT THIS RESOURCE

The idea for this game came to me as I was falling asleep one night.

What if we could find a way to lure our students into the wonderful world of the library... get them to paw all over the books and dig into the treasure the shelves have to offer? What if we could get them to purposely search for new-to-them books, authors, formats, and genres? What if we could gamify our library time and make it a place of discovery and fun, rather than silence and boredom?

YES! The answer is yes. We can do all of that. And we can do it with this activity.

In this resource you will find:

page 3: How it Works

page 4: Implementation Ideas

page 5: Video Description (including ways to level it up!)

pages 6-14: Scavenger Hunt List Cards

page 15: Blank Scavenger Hunt List Cards

page 16: Post Activity Reflection Worksheet

page 17: Student Book Recommendation Poster Template

pages 18-19: Additional resources/notes

As always, if you have any questions, feel free to email me, wordnerd@amandazieba.com.

I hope that your students feel even half the level of excitement doing this activity as I did in creating it.

Happy hunting and happy reading!

~ Amanda Zieba

(aka: The Word Nerd)





HERE'S HOW IT WORKS!

1. Print the scavenger hunt list cards (See page 4 for printing ideas)
2. Choose one list to accomplish. (ex: # title, cover color, etc.)
3. Distribute the same list to each student or partners or small group of students. (see page 4 or [this video](#) for more implementation ideas)
4. Students will use the scavenger hunt list like a shopping list as they browse the library shelves.
5. Encourage students to choose books they have not read before.
6. Once students have found everything on thier list (or time has run out) students will take time to look through their chosen books. Encourage them to look at the cover, read the blurb, read the author bio, and maybe try the first few pages.
7. Before you leave the library have students check out at least one of the books they found during the scavenger hunt and possibly record other titles for future check out times.
8. Next time you play this game, distribute a different scavenger hunt list.





IMPLEMENTATION IDEAS

- This activity can be as calm or as rowdy as you want (ie: play frantic searching music while they search or require they stay silent).
- Teacher can curate their own list to book talk and/or demonstrate the process
- Can be done individually, in partners or in small groups
- Print and laminate the lists so they are reusable, use a dry erase marker to check items off the list. And/or Print the lists on colored paper, laminate, clip in a ring for repeated use. There is one page with all 6 lists and then 6 pages with one list per page so when color printing you can do one color per list.
- Create your own scavenger hunt lists using the blank templates on page 9. Or, better yet! Have students create scavenger hunt lists for each other!
- Students can complete a variety of worksheets/post activity reflections (see pages 10 & 11)
- After students finish reading their book they can book-talk it to a friend.
- Book worms could act as "library detectives" or experts and point floundering students in the right direction/recommend excellent books that meet the scavenger hunt requirements.
- Be sure to clear this activity with your librarian first and discuss how they would like un-chosen books to be reshelfed. (Student-job or librarian-job) This could be an awesome way to teach students where books are located and how they are reshelfed.



WATCH THIS VIDEO
FOR ALL THESE
IDEAS AND MORE!



Library Scavenger Hunt

Here's a video that will
walk you through the
process!





TITLE

- ☐ one word title
- ☐ two word title
- ☐ three word title
- ☐ four word title
- ☐ five word title



COVER COLOR

- ☐ red
- ☐ orange
- ☐ yellow
- ☐ green
- ☐ blue



COVER IMAGE

- ☐ animal
- ☐ vehicle
- ☐ person
- ☐ food
- ☐ building



AUTHOR'S NAME

- ☐ Includes initials
- ☐ Starts with the same letter as yours (first or last)
- ☐ Includes a middle name
- ☐ Has 3 letters (first or last)
- ☐ Name of a family member or classmate



TITLE INCLUDES

- ☐ name
- ☐ location
- ☐ number
- ☐ adjective
- ☐ animal



RANDOM

- ☐ A book over 300 pages
- ☐ A graphic novel
- ☐ A book by a new-to-you-author
- ☐ A book under 200 pages
- ☐ A novel in verse



TITLE

- ☐ one word title
- ☐ two word title
- ☐ three word title
- ☐ four word title
- ☐ five word title



TITLE

- ☐ one word title
- ☐ two word title
- ☐ three word title
- ☐ four word title
- ☐ five word title



TITLE

- ☐ one word title
- ☐ two word title
- ☐ three word title
- ☐ four word title
- ☐ five word title



TITLE

- ☐ one word title
- ☐ two word title
- ☐ three word title
- ☐ four word title
- ☐ five word title



TITLE

- ☐ one word title
- ☐ two word title
- ☐ three word title
- ☐ four word title
- ☐ five word title



TITLE

- ☐ one word title
- ☐ two word title
- ☐ three word title
- ☐ four word title
- ☐ five word title

COVER COLOR

- ☐ red
- ☐ orange
- ☐ yellow
- ☐ green
- ☐ blue



COVER COLOR

- ☐ red
- ☐ orange
- ☐ yellow
- ☐ green
- ☐ blue



COVER COLOR

- ☐ red
- ☐ orange
- ☐ yellow
- ☐ green
- ☐ blue



COVER COLOR

- ☐ red
- ☐ orange
- ☐ yellow
- ☐ green
- ☐ blue



COVER COLOR

- ☐ red
- ☐ orange
- ☐ yellow
- ☐ green
- ☐ blue



COVER COLOR

- ☐ red
- ☐ orange
- ☐ yellow
- ☐ green
- ☐ blue



COVER IMAGE

- ☐ animal
- ☐ vehicle
- ☐ person
- ☐ food
- ☐ building

COVER IMAGE

- ☐ animal
- ☐ vehicle
- ☐ person
- ☐ food
- ☐ building

COVER IMAGE

- ☐ animal
- ☐ vehicle
- ☐ person
- ☐ food
- ☐ building

COVER IMAGE

- ☐ animal
- ☐ vehicle
- ☐ person
- ☐ food
- ☐ building

COVER IMAGE

- ☐ animal
- ☐ vehicle
- ☐ person
- ☐ food
- ☐ building

COVER IMAGE

- ☐ animal
- ☐ vehicle
- ☐ person
- ☐ food
- ☐ building

AUTHOR'S NAME

- ☐ Includes initials
- ☐ Starts with the same letter as yours (first or last)
- ☐ Includes a middle name
- ☐ Has 3 letters (first or last)
- ☐ Name of a family member or classmate

AUTHOR'S NAME

- ☐ Includes initials
- ☐ Starts with the same letter as yours (first or last)
- ☐ Includes a middle name
- ☐ Has 3 letters (first or last)
- ☐ Name of a family member or classmate

AUTHOR'S NAME

- ☐ Includes initials
- ☐ Starts with the same letter as yours (first or last)
- ☐ Includes a middle name
- ☐ Has 3 letters (first or last)
- ☐ Name of a family member or classmate

AUTHOR'S NAME

- ☐ Includes initials
- ☐ Starts with the same letter as yours (first or last)
- ☐ Includes a middle name
- ☐ Has 3 letters (first or last)
- ☐ Name of a family member or classmate

AUTHOR'S NAME

- ☐ Includes initials
- ☐ Starts with the same letter as yours (first or last)
- ☐ Includes a middle name
- ☐ Has 3 letters (first or last)
- ☐ Name of a family member or classmate

AUTHOR'S NAME

- ☐ Includes initials
- ☐ Starts with the same letter as yours (first or last)
- ☐ Includes a middle name
- ☐ Has 3 letters (first or last)
- ☐ Name of a family member or classmate

TITLE INCLUDES

- ☐ name
- ☐ location
- ☐ number
- ☐ adjective
- ☐ animal

TITLE INCLUDES

- ☐ name
- ☐ location
- ☐ number
- ☐ adjective
- ☐ animal

TITLE INCLUDES

- ☐ name
- ☐ location
- ☐ number
- ☐ adjective
- ☐ animal

TITLE INCLUDES

- ☐ name
- ☐ location
- ☐ number
- ☐ adjective
- ☐ animal

TITLE INCLUDES

- ☐ name
- ☐ location
- ☐ number
- ☐ adjective
- ☐ animal

TITLE INCLUDES

- ☐ name
- ☐ location
- ☐ number
- ☐ adjective
- ☐ animal

RANDOM

- ☐ A book over 300 pages
- ☐ A graphic novel
- ☐ A book by a new-to-you-author
- ☐ A book under 200 pages
- ☐ A novel in verse

RANDOM

- ☐ A book over 300 pages
- ☐ A graphic novel
- ☐ A book by a new-to-you-author
- ☐ A book under 200 pages
- ☐ A novel in verse

RANDOM

- ☐ A book over 300 pages
- ☐ A graphic novel
- ☐ A book by a new-to-you-author
- ☐ A book under 200 pages
- ☐ A novel in verse

RANDOM

- ☐ A book over 300 pages
- ☐ A graphic novel
- ☐ A book by a new-to-you-author
- ☐ A book under 200 pages
- ☐ A novel in verse

RANDOM

- ☐ A book over 300 pages
- ☐ A graphic novel
- ☐ A book by a new-to-you-author
- ☐ A book under 200 pages
- ☐ A novel in verse

RANDOM

- ☐ A book over 300 pages
- ☐ A graphic novel
- ☐ A book by a new-to-you-author
- ☐ A book under 200 pages
- ☐ A novel in verse



TITLE

Find

- ☐ one word title
- ☐ two word title
- ☐ three word title
- ☐ four word title
- ☐ five word title



TITLE

Record

<input type="checkbox"/>	
<input type="checkbox"/>	
<input type="checkbox"/>	
<input type="checkbox"/>	
<input type="checkbox"/>	

cut



COVER IMAGE

Find

- ☐ animal
- ☐ vehicle
- ☐ person
- ☐ food
- ☐ building



COVER IMAGE

Record

<input type="checkbox"/>	
<input type="checkbox"/>	
<input type="checkbox"/>	
<input type="checkbox"/>	
<input type="checkbox"/>	

cut



TITLE INCLUDES

Find

- ☐ name
- ☐ location
- ☐ number
- ☐ adjective
- ☐ animal



TITLE INCLUDES

Record

<input type="checkbox"/>	
<input type="checkbox"/>	
<input type="checkbox"/>	
<input type="checkbox"/>	
<input type="checkbox"/>	

Find

- ☐ red
- ☐ orange
- ☐ yellow
- ☐ green
- ☐ blue



COVER COLOR

cut

<input type="checkbox"/>	Includes initials
<input type="checkbox"/>	Starts with the same letter as yours (first or last)
<input type="checkbox"/>	Includes a middle name
<input type="checkbox"/>	Has 3 letters (first or last)
<input type="checkbox"/>	Name of a family member or classmate



AUTHOR'S NAME

- ☐ A book over 300 pages
- ☐ A graphic novel
- ☐ A book by a new-to-you-author
- ☐ A book under 200 pages
- ☐ A novel in verse



RANDOM

SCAVENGER HUNT



SCAVENGER HUNT



SCAVENGER HUNT



SCAVENGER HUNT

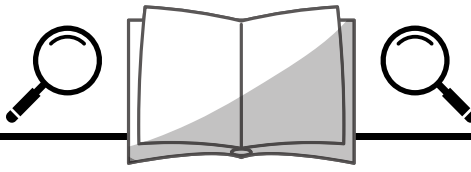


SCAVENGER HUNT



SCAVENGER HUNT





LIBRARY SCAVENGER HUNT

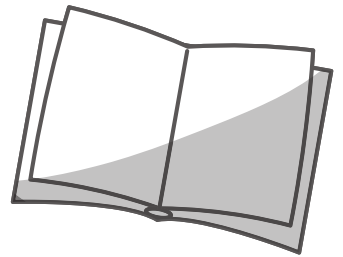
Now that you have completed your scavenger hunt and selected one book, tell a little bit about it!

Title: _____

Author: _____

What aspect of this book is most appealing to you?

___ cover ___ blurb ___ title ___ author ___ book format
___ first few pages ___ topic ___ other: _____




Explain in one sentence why you chose to check out this book amidst all the others you found in the scavenger hunt.

After reading this book for awhile...

What aspect of this book are you most enjoying?

___ characters ___ setting (time and location) ___ plot/events
___ writing style ___ book format ___ other: _____

Write a 1-2 sentence summary of what you have read so far.



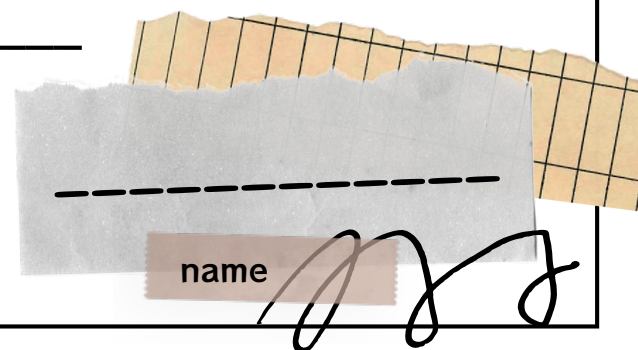


Title: _____

Author: _____

Draw your book cover or add illustrations depicting aspects of the book.

I recommend this book because:



- FCF Tracking Charts for Students
- Planning Chart for Teachers
- Google Doc with book reading levels, links to books, FCF read aloud videos, companion worksheets, and more for 130+ MG/YA books!



NAME: _____

First
CHAPTER
Friday

WRITE THE TITLES
OF EACH FIRST
CHAPTER FROM
"YOU'RE VETTED ON
THE SPOT"
SPINES. FEEL FREE
TO COLOR THESE
TOO!

IF YOU NEED
MORE ROOM, USE
THE NUMBERED
LIST FOR THE
AUTHORS ON
THE BACK OF THIS
SHEET.

Copyright © by Annmarie Adams. The World Book

FIRST CHAPTER FRIDAY

Tracker


Name: _____ Class: _____

Date	Book Title & Author	Reaction	Continue Reading?
			Yes / No
			Yes / No
			Yes / No
			Yes / No
			Yes / No
			Yes / No
			Yes / No
			Yes / No
			Yes / No

Copyright © Annabirds Zotes, The Word Nurturer

1. _____
2. _____
3. _____
4. _____
5. _____
6. _____
7. _____
8. _____
9. _____
10. _____
11. _____
12. _____
13. _____
14. _____
15. _____
16. _____
17. _____
18. _____
19. _____
20. _____
21. _____
22. _____
23. _____
24. _____
25. _____
26. _____
27. _____
28. _____
29. _____
30. _____
31. _____
32. _____

NAME: _____

 *First Chapter Friday*

Name: _____ Quarter: _____

Title/author Rating: 1 2 3 4 5 Continue reading?

1	<input type="radio"/>	<input type="radio"/>	<input type="radio"/>	<input type="radio"/>	<input type="radio"/>	<input checked="" type="radio"/>	N
2	<input type="radio"/>	<input type="radio"/>	<input type="radio"/>	<input type="radio"/>	<input type="radio"/>	<input checked="" type="radio"/>	N
3	<input type="radio"/>	<input type="radio"/>	<input type="radio"/>	<input type="radio"/>	<input type="radio"/>	<input checked="" type="radio"/>	N
4	<input type="radio"/>	<input type="radio"/>	<input type="radio"/>	<input type="radio"/>	<input type="radio"/>	<input checked="" type="radio"/>	N
5	<input type="radio"/>	<input type="radio"/>	<input type="radio"/>	<input type="radio"/>	<input type="radio"/>	<input checked="" type="radio"/>	N
6	<input type="radio"/>	<input type="radio"/>	<input type="radio"/>	<input type="radio"/>	<input type="radio"/>	<input checked="" type="radio"/>	N
7	<input type="radio"/>	<input type="radio"/>	<input type="radio"/>	<input type="radio"/>	<input type="radio"/>	<input checked="" type="radio"/>	N
8	<input type="radio"/>	<input type="radio"/>	<input type="radio"/>	<input type="radio"/>	<input type="radio"/>	<input checked="" type="radio"/>	N
9	<input type="radio"/>	<input type="radio"/>	<input type="radio"/>	<input type="radio"/>	<input type="radio"/>	<input checked="" type="radio"/>	N
10	<input type="radio"/>	<input type="radio"/>	<input type="radio"/>	<input type="radio"/>	<input type="radio"/>	<input checked="" type="radio"/>	N
11	<input type="radio"/>	<input type="radio"/>	<input type="radio"/>	<input type="radio"/>	<input type="radio"/>	<input checked="" type="radio"/>	N
12	<input type="radio"/>	<input type="radio"/>	<input type="radio"/>	<input type="radio"/>	<input type="radio"/>	<input checked="" type="radio"/>	N
13	<input type="radio"/>	<input type="radio"/>	<input type="radio"/>	<input type="radio"/>	<input type="radio"/>	<input checked="" type="radio"/>	N
14	<input type="radio"/>	<input type="radio"/>	<input type="radio"/>	<input type="radio"/>	<input type="radio"/>	<input checked="" type="radio"/>	N
15	<input type="radio"/>	<input type="radio"/>	<input type="radio"/>	<input type="radio"/>	<input type="radio"/>	<input checked="" type="radio"/>	N
16	<input type="radio"/>	<input type="radio"/>	<input type="radio"/>	<input type="radio"/>	<input type="radio"/>	<input checked="" type="radio"/>	N
17	<input type="radio"/>	<input type="radio"/>	<input type="radio"/>	<input type="radio"/>	<input type="radio"/>	<input checked="" type="radio"/>	N
18	<input type="radio"/>	<input type="radio"/>	<input type="radio"/>	<input type="radio"/>	<input type="radio"/>	<input checked="" type="radio"/>	N

Crafted by Amanda Rubin, The Word Nerd

First Chapter Friday Game Board

Every time you listen to a First Chapter Friday read aloud video, write a little in the squares. To win, fill up the entire game board!

START

FINISH

Additional Directions

- If you loved a book, color the square green.
- If you disliked the book, color the square red.

Number: _____

Copyright © 2014 by Linda Ward Beech, "The Story Librarian"

[illegible][illegible][illegible]

All this goodness for
FREE, plus twice a
month emails sent to
you with 5 GOOD
THINGS for
TEACHERS!



Visit: www.amandazieba.com/teacherssignup to get yours!

Wanna help fuel future creations?

Buy me a cup of virtual coffee
to as a way to say thanks and
keep up the good work!




Ko-fi



Click here.

http://ko-fi.com/amandazieba_thewordnerd



Thank you in advance
for your generosity!