

Facts & Figures 2022

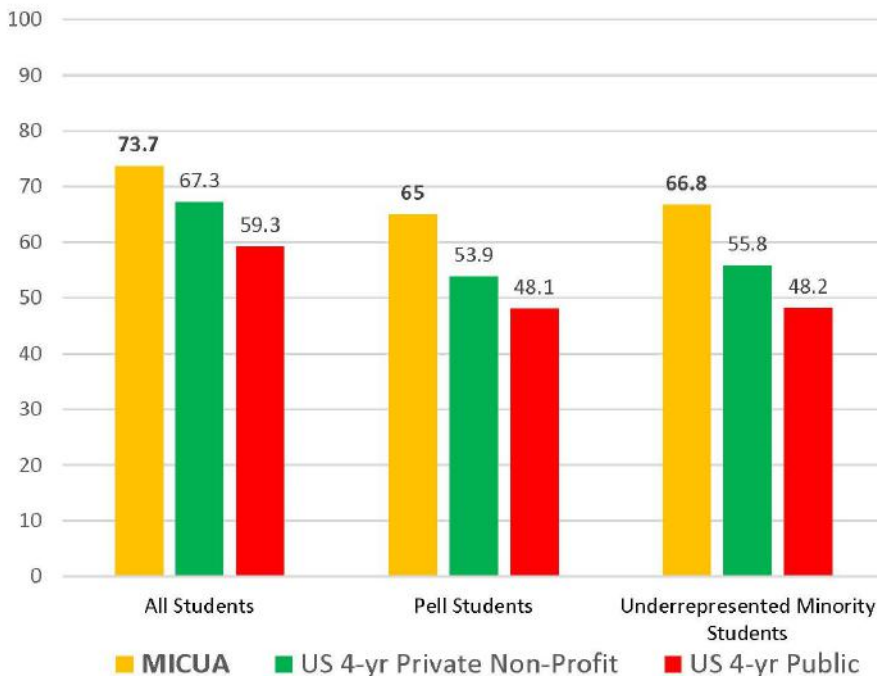


MICUA Members serve over 56,000 students annually.

- 1 in 3 (37%) students is an underrepresented minority student
- 1 in 4 (25%) students is a Pell grant recipient
- Almost half (48%) are students of color
- Many are first-generation college students
- 16% of new undergraduate students are transfer students
- Collectively, MICUA members have over 184 transfer agreements with Maryland community colleges

Over the past 13 years, MICUA institutions have trained the following award winning teachers:

- 98 County Teachers of the Year
- 10 Maryland State Teachers of the Year
- 4 National Teachers of the Year Finalists
- 2 National Teachers of the Year!

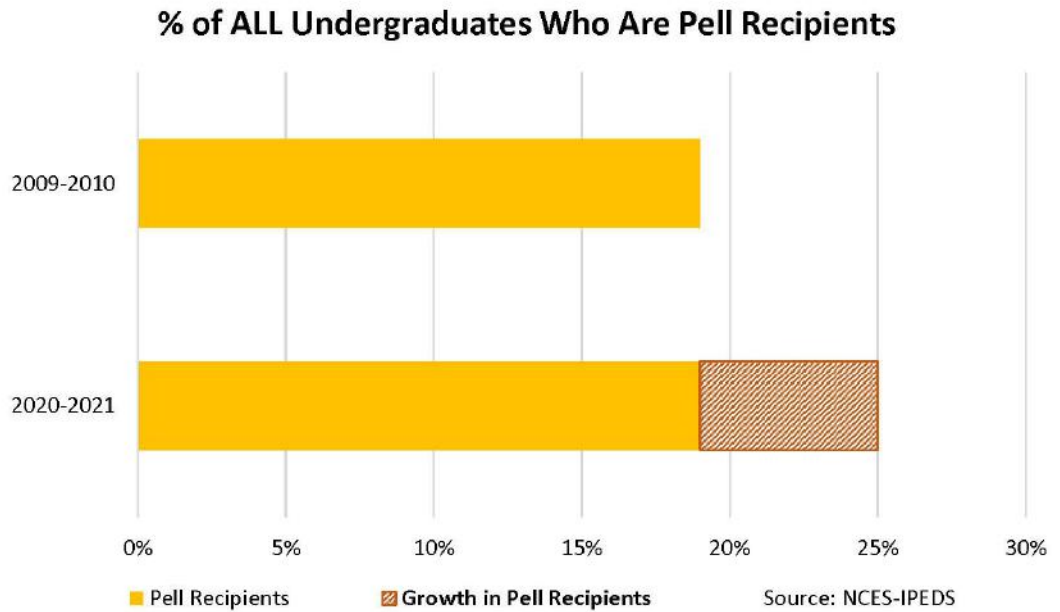


Source: NCES-IPEDS

6-Year Graduation Rate of Pell Grant Recipients and Underrepresented Minorities at MICUA Institutions Surpasses the Overall National Average

Increasing Access for Lower Income Students

24% Growth in Enrollment of Students Who Are Pell Grant Recipients

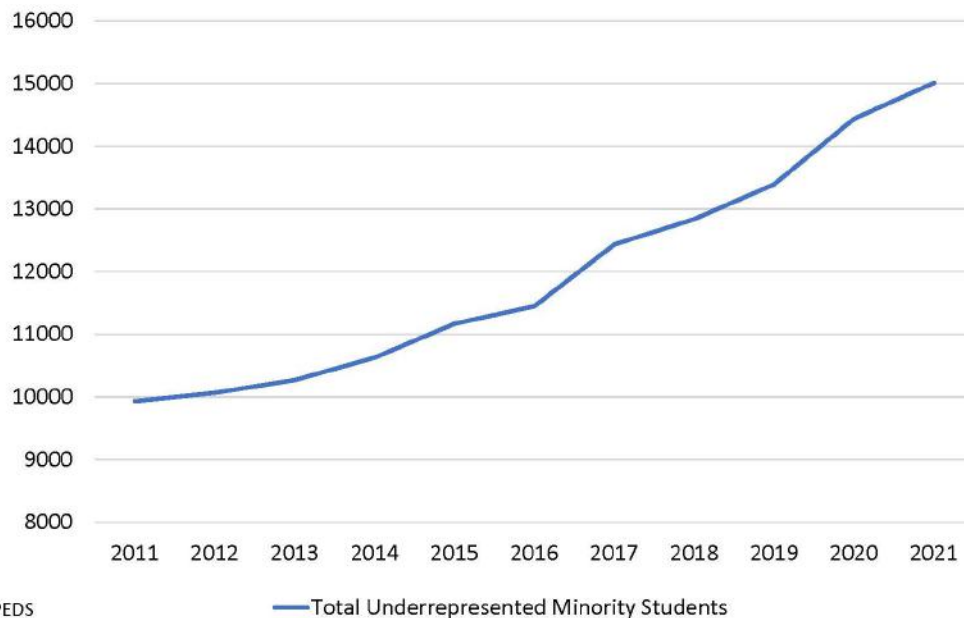


Serving Minority Students

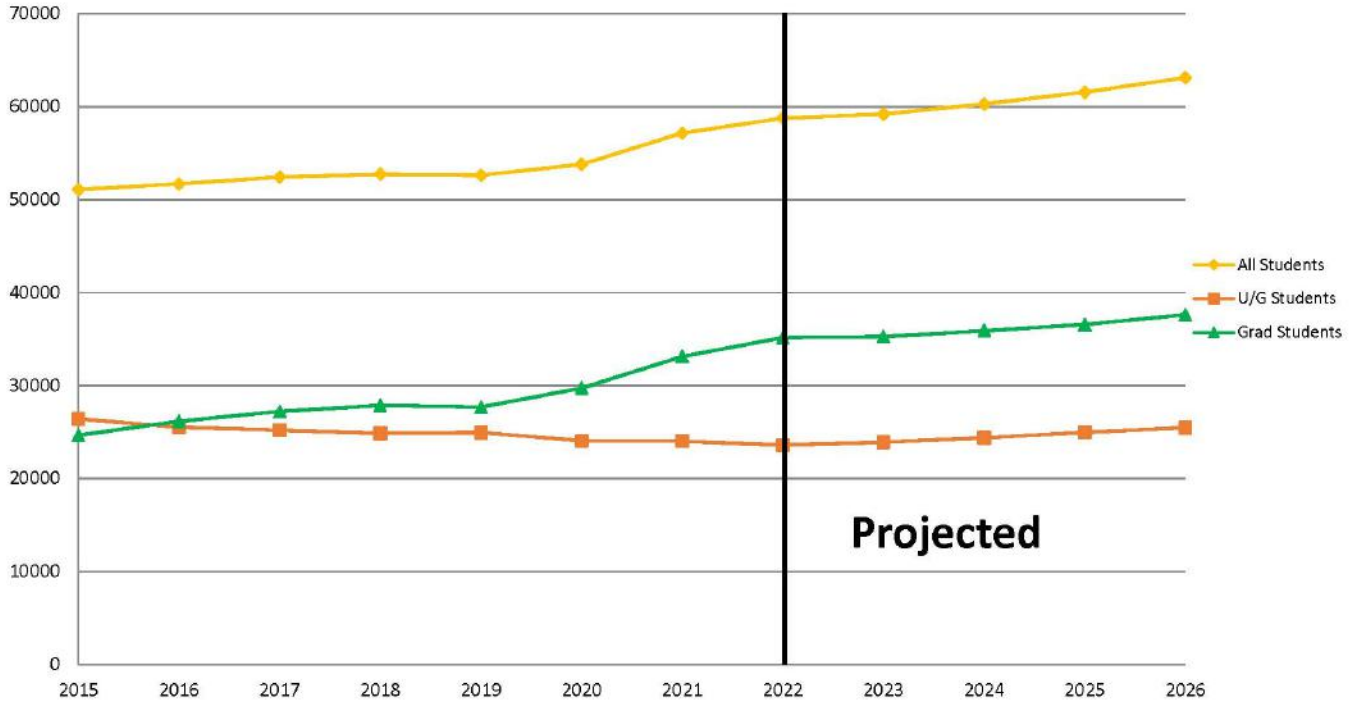
5 MICUA member institutions have majority minority undergraduate student bodies.

10 MICUA member institutions enjoy undergraduate minority representation of 30% or more.

Underrepresented Minority Students Enrolled at MICUA Institutions (Fall Headcount)

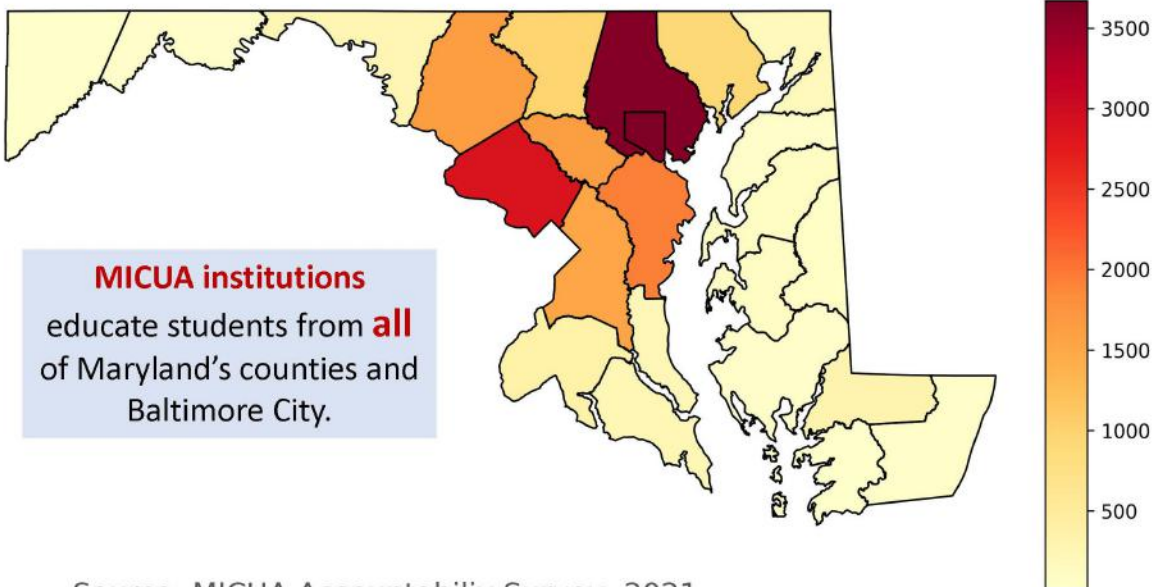


Trends in Opening Fall Headcount Enrollment at MICUA State-Aided Institutions



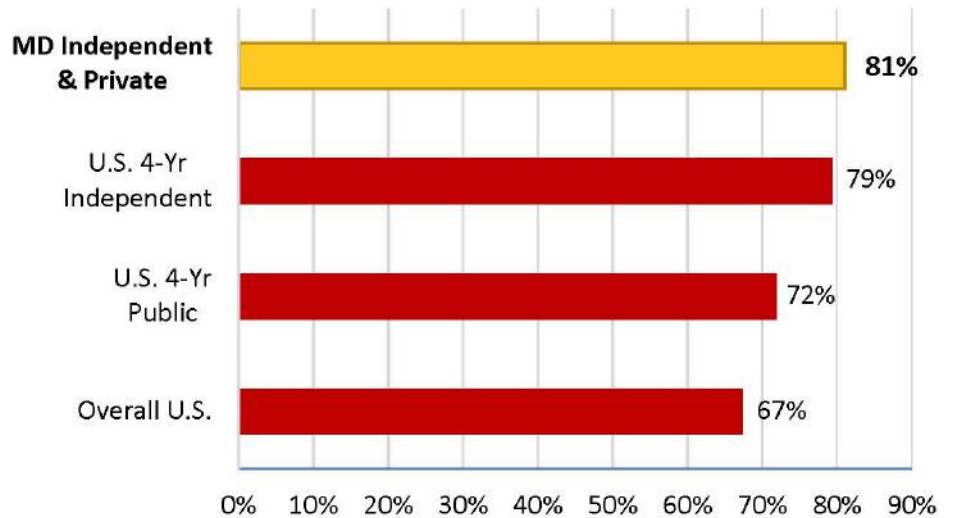
MICUA Institutions Provide Educational Opportunities to Students Across the State

MICUA Students by County of Residence



Source: MICUA Accountability Survey, 2021

81% of FT/FT freshmen graduate from a **MICUA independent or private institution** or a transfer institution within 6 years



Source: National Student Clearing House "Yearly Success and Progress Rates" 2022



Degrees conferred by MICUA institutions in the past five years:

STEM Degrees **19,653**

Nursing Degrees **4,193**

Engineering Degrees **6,128**

Cybersecurity Degrees **675**

OVER 77,000 TOTAL DEGREES

MICUA institutions offer over 1,700 approved academic programs.

650 - Bachelor's Degrees

606 - Master's Degrees

171 - Doctoral Degrees

26 - Undergraduate Certificates

283 - Graduate Certificates

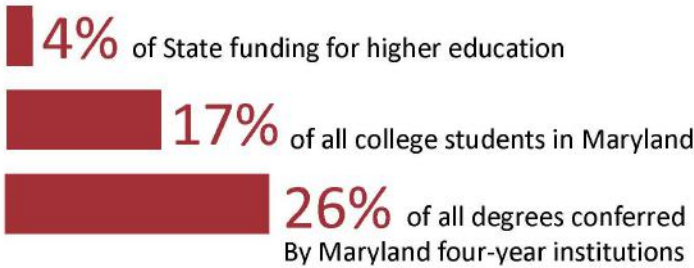
FY 2021 Sellinger Utilization of Funds

90% (\$80 million) of Sellinger Funding went to financial aid for Maryland students;
14,000 Maryland students across MICUA member institutions received Sellinger aid.

10% (\$9 million) of Sellinger Funding went to other access, success, and innovation programs, including: career exploration, teacher development, and community engagement.



MICUA Return on Investment



**Since 2017
GAPP has
matched
\$56 million
for
Maryland
students**

School Year	Guaranteed Access Grants Awarded	GAPP Funding (Millions)
2021-2022	588	\$10.7
2020-2021	639	\$12.0
2019-2020	604	\$11.3
2018-2019	526	\$10.6
2017-2018	613	\$11.2
Total	2,970	\$55.8

Teagle Grant Fosters Transfer Pathways

MICUA received a \$50,000 planning grant from the Teagle/Arthur Vining Davis (AVD) Foundations to explore seamless transfer pathways from community college to the liberal arts.

10 MICUA institutions and all 16 Maryland community colleges worked collaboratively to explore:

- **Simplicity** of the transfer process
- **Success** of transfer-specific student support services
- **Scholarly Pathways** for strategies designed to increase transfer-student participation in high-impact learning opportunities
- **Security** to recommend systems that reduce the challenges and address obstacles that transfer students encounter

MICUA plans to submit a proposal for an implementation grant for funding to execute the initiatives identified in the planning grant.



Examples of Recently Launched Academic Programs

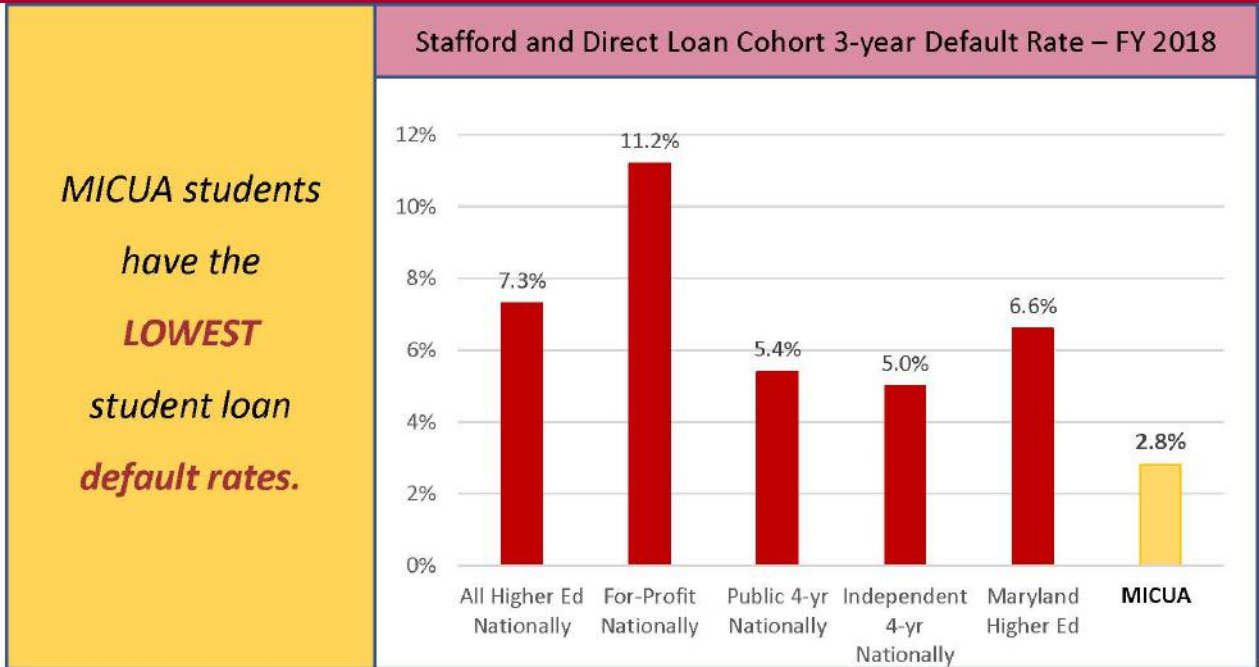
- Sustainability
- Cybersecurity Leadership
- Astronautical Engineering
- Healthcare Data Analytics
- Space Operations
- Trauma Crisis Grief and Loss
- Women's and Reproductive Health
- Digital Media Strategy Design
- Clinical Anaplastology
- Regenerative and Stem Cell Technologies
- Food Studies
- Physician Assistant
- Adult Gerontology Primary Care Nurse Practitioner
- Healthcare Management
- Neuroscience

Maryland Top Ten Payscale 2021-2022 Rankings

Mid-Career Earnings of Graduates

- #1 United States Naval Academy
- #2 (Tie) Johns Hopkins University
- #2 (Tie) Loyola University Maryland
- #4 Capitol Technology University
- #5 University of Maryland - College Park
- #6 St. John's College
- #7 University of Maryland - Baltimore County
- #8 St. Mary's College of Maryland
- #9 Mount St. Mary's University
- #10 Stevenson University

Default Rates on Student Loans



Source: U.S. Department of Education, Office of Federal Student Aid

Members

Capitol Technology University
Goucher College
Hood College
Johns Hopkins University
Loyola University Maryland
Maryland Institute College of Art
McDaniel College
Mount St. Mary's University
Notre Dame of Maryland University
St. John's College
Stevenson University
Washington Adventist University
Washington College

Affiliate Members

Ner Israel Rabbinical College
St. Mary's Seminary & University

