
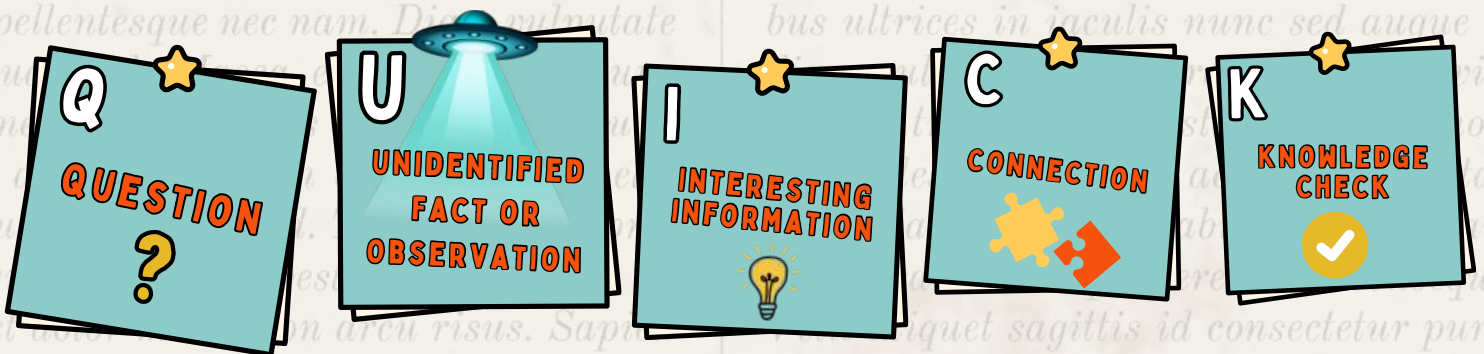





QUICK

Student Video Response Activity



Created by the Word Nerd




QUICK

Student Video Response Activity

In this resource you'll find:

- Page 3: Strategy Directions
- Page 4: Teacher Video Tutorial
- Page 5: Student QUICK Anchor Chart
(Post to help students -- remember what each letter stands for.)
- Page 6: Teacher QUICK Reminder Chart
(To help you remember what each letter stands for.)
- Page 7: Student written response sheet.

**If you have questions,
email me: wordnerd@amandazieba.com**



QUICK


Student Video Response Activity

Here's how this student engagement strategy works!

Once upon a time the video WAS the STUDENT ENGAGEMENT STRATEGY. When the teacher rolled out the AV cart, we leaned in. Today humans are bombarded by videos all day. More often than not our students view videos as a chance to zone out. Combat that disengagement with this QUICK strategy.

Steps

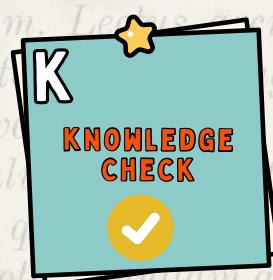

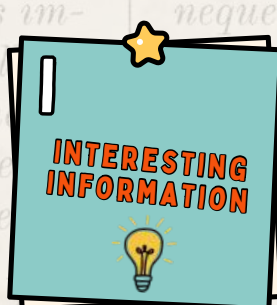
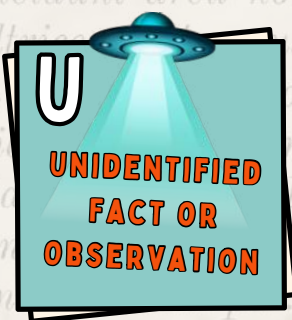

1. Give your students 5 point it notes and tell them to mark each one with a letter, Q, U, I, C and K.
2. Then task them with the prompt for each letter (see the next page).
3. After the video, students will place each letter's post it note with the others from their classmates. (All the q's together, u's in a different spot, i's together somewhere else, etc.)
4. Then send the students on a "gallery walk" to look at each other's responses.
5. Finally, have a discussion. I guarantee they'll have more to say than if you'd let them sit back passively. :)
6. If you'd like them to write a response as well, you can use page 4 of this resource.



QUICK

Student Video Response Activity


Need more help? Watch this video explanation.




Created by the Word Nerd

QUICK

Student Video Response Activity






QUICK

Student Video Response Activity

Question	What is one question you still have after watching the video?
Unidentified Fact or Observation	Identify a missing fact or piece of information that if included would have made the video better. OR - identify a aspect/element of the video that was lacking/done with poor quality.
Interesting Information	Record one piece of interesting information that you learned from the video.
Connection	Connect the content of the video to another video, text or real world situation or personal life experience.
Knowledge Check	Teachers: Provide a question you would like students to be able to answer after watching the video. ** Alternative K: Kudos: What is one thing that was done well in this video?



Q U I C K

Student Video Response Activity

Question	
Unidentified Fact or Observation	
Interesting Information	
Connection	
Knowledge Check	