

Finding Jesus

Gospels



...these are the very scriptures that testify about me." John 5:39

Victorious Light

Finding Jesus

Gospels

Copyright © 2025 Laura Baca

All rights reserved.

For questions regarding distribution or training, or to
request permissions, contact the publisher at
lbaca@victoriouslight.org

Illustrations by Alexander Skibelski

Cover art by Lesia Talbert

Printed by Victorious Light

VictoriousLight.org



Table of Contents

<i>Jesus the King</i>	5
-----------------------------	---

<i>Teaching the Lessons</i>	7
-----------------------------------	---

Life & Miracles of Jesus

My Beloved Son	10
Into the Wilderness	16
A Wedding Invitation	20
A Den of Thieves	24
An Evening Visit	32
Everything I've Ever Done	38
The Nobleman's Son	44
Waiting for the Water	48
So You May Know	54
A Withered Hand	60
Finding Great Faith	66
Who Is This?	70
Set Free!	76
Only Believe	82
What Do You Have?	88
If It Is You	94
One Thing I Know	100
If You Believe	106
Giving Thanks	112
Have Mercy	116
Zacchaeus	122
Forgiven Much	126
More Than the Others	132

Parables & Teachings of Jesus

How Will You Understand?	138
City On A Hill	144

Parables & Teachings of Jesus

When You Pray	148
Into the Ditch	154
How Much More	158
On the Rock	164
Weeds in the Wheat	170
Two Kinds of Yeast	174
The Heart of Man	178
The Door	182
Who Is My Neighbor?	186
The Wicked Servant	192
The Lost Sheep	198
The Lost Coin	202
The Lost Son	206
What Fills Your Heart?	214
Workers in the Vineyard	218
The Wicked Farmers	222
Kingdom Business	226
Improperly Dressed	232

Death & Resurrection

Arrested!	236
Falsely Accused	242
When the Rooster Crows	248
Crucify Him!	256
King of the Jews	262
Empty Tomb	270

Birth of Jesus

Unable to Speak	276
A Child Is Born	282
From the East	288







Jesus the King

Who is Jesus and what is the Bible really about?

The Bible is one story that leads to Jesus. Jesus is at the center of every part of the Bible.

Jesus is the Alpha and the Omega, the beginning and the end. He is woven like a tapestry throughout the entire Bible.

God created the world by words. He created man in His own image (Genesis 1:28) and man was meant to rule and reign over the earth as part of the kingdom of heaven, or the kingdom of God.

When Adam and Eve ate of the tree, sin entered the world. Man lost his right to rule; he had voluntarily turned over his domain to the enemy.

But God had a plan of redemption

Jesus was always the plan. He was the "lamb slain from the foundation of the world." (Revelation 13:8) He was the "seed" spoken of by God in Genesis 3:15. The reader follows this "seed" through the Bible, looking and waiting for the One who will come and save the people and restore God's kingdom on earth.

Prophecies of Jesus

Throughout scripture we see repeated themes and patterns that all point to Jesus. Words were spoken throughout the centuries prophesying about this "seed," this Messiah, who would come to save his people. The prophecies were hidden and spoken in mysteries (1 Corinthians 2:6-8) so that the rulers of this world would not be able to prevent His coming.

The Word

God created the world with words, and all the prophecies of Jesus had to be through words. Everything was prophesied, in a mystery, but it all led to exactly who Jesus would be. But when the fulness of time was come, these words came together and formed the seed, that combined with a young virgin (seed of a woman) became the Son of God, the Word. (John 1:1)

This WORD, Jesus, through his death and resurrection, conquered death and the principalities of darkness. He restored the kingdom of God, the kingdom of heaven. We reign with Him as the body of Christ. And we can reign in this life with him and in the life to come. (Romans 5:17, 21)

This curriculum, *Finding Jesus*, is designed to do just that. He can be found from Genesis to Revelation.





READ THIS FIRST!

Teaching the Lessons

This guide is meant to be a Bible study for the instructor.

These lessons are not written as a script, nor designed to tell you exactly what to say. The lessons are written to help you gain a better understanding of the passages in the Bible.

Each lesson is designed to put the Bible into perspective by showing the historical context, Biblical context, and what was happening on or around that time. Some lessons refer back to the original meaning of the words - the original Hebrew language in which the Old Testament was written, or the Greek in which the New Testament was originally written. Each lesson has multiple cross-references to take the teacher to other places in scripture that are relevant to the story, and also to the message being taught. The author of this curriculum is not attempting to write theology, but to tell the reader a story and highlight other scriptures within the Bible so that the reader can decide. The Bible is meant to be interpreted by the Bible. It is the most complex piece of literature ever written, and contains over 63,000 cross-references.

1. Study the material.

Before the lesson, read the Bible passages first. Then **study** the notes and re-read the passage, multiple times if necessary. If the references give the accounts in more than one book or passage, familiarize yourself with versions in all passages. When you study, always read a few verses before and a few verses after for context. See if there is something that the Lord shows you that will enhance your telling of the story.

The gospels can be challenging to teach, as there are multiple accounts in different gospels. Read and study all the passages in each gospel. Take notes, combine the information in a way that will be helpful to you. Then choose the gospel from which you prefer to teach that particular story. Each lesson may have a different gospel that holds more information or present a more clear narrative, and is up to you as the teacher to choose the passage that speaks to you.

This teacher guide contains many cross-references. These are not-necessarily intended to be read to the students. The cross-references are included for personal study of the material, and designed to help the teacher gain a deeper understanding of the material so they can give a better explanation to the students.

2. Teach **ONLY** from the Bible.

Read the lesson and know the material, but **always** teach from the Bible. You do not need to read the Bible passage word for word, but can paraphrase it for your audience *without changing the meaning*. It is possible to put it into words that your audience will understand without changing the Word of God. When you teach directly from the Bible, it allows the Holy Spirit to speak directly to the teacher and the students. It gives the Holy Spirit the opportunity to emphasize what is in the passage that is specifically relevant to the listener. The Word of God is alive and powerful!



Teaching the Lessons:

3. **Help create a mental picture of the scene.**

Picture it like you were there. This material is designed to tell the story in such a way that helps the listener imagine what it be like if they were there. Elaborate on the story, and help them think about what the characters would have been thinking, doing and feeling, but also being careful to distinguish between what might be speculated, and the definitive details told in the Word.

4. **Ask a lot of questions.**

The lessons are designed to be interactive; they are not intended to be a lecture. Ask a lot of questions, and allow your students to ask questions also. Questions and discussions make the listeners think.

You know your students! Do not limit yourself to the discussion passages suggested in the material. Feel free to make up your own questions, begin your own discussions. Discuss things in the story that would be relevant to situations with which your students can understand. And ask questions that encourage discussion. Let the kids participate in the study of the Word of God.

5. **Relate to the characters.**

Remember that the Bible is a real story about real people doing real things. Help your listeners to not see it as a distant story, but a story with characters with which they can relate.

Finding Jesus in every lesson.

Every lesson ends with "Jesus in the Story." The lessons in the gospels will point back to prophecies of Jesus. The lessons in the Old Testament will point forward to the prophecies of Jesus. He IS the Word of God, and the central core, focus, theme and meaning of the entire Bible. Tell the story first, and incorporate the Jesus in the Story themes into the lesson, being sure to make Him the ultimate focus of everything you teach.

Multiple Age Levels:

This material is for ages 3-99. You are the teacher. A story you know is a story you can tell. These lessons can be adapted to any age level. If you are teaching to very young children, tell them the story in a way that they can understand. If you are teaching to older children, give them more information. And if you are teaching to young people, you can bring in some of the cross-referenced scriptures, and discuss how they connect with the story. If you teach to adults, use it as a full study guide to look up all the scriptures and discuss. Always teach a little above what you think they can understand; you may be surprised at the comprehension of your audience.



Teaching the Lessons:

Weekly Lesson:

1. Begin each week by discussing the lesson from the previous week. Ask questions, see what the students remember from the last lesson.
2. You do not have to teach the lessons in the order in this guide. It is up to you if you would like to teach a certain theme, a certain story, or a certain time frame. This is your classroom.
3. Feel free to lead children to Jesus after each lesson or if you feel led by the Holy Spirit to do so. You can tell by the response to the lesson if they are ready. And remember, you know your students!

Memory Verses and Questions:

The lessons are designed with a memory verse and questions for the teacher to display to the class. If you choose, you may ask the students to bring a "church notebook" where they may write down the memory verse every week. Writing down the scripture will definitely help with memorization, and this will help the child learn the responsibility of keeping the notebook and bringing it every week.

The teacher may also choose to give the children the questions on the display page. The children can write down the questions and take them home to look up the answers, or simply write the answers in their book. It is completely up to the teacher how to use these resources.

Coloring Pages:

Each lesson has a black and white coloring page. If you have the ability to print copies, feel free to make copies and distribute these to the younger children. If not, you may choose to have them recreate the illustration with their own drawing in their notebook.

Get Creative!

So many of the stories in the Bible can be acted out. Many of the Psalms can be acted out.

Have fun with it! Creating a play or drama from a story helps the children remember the story. Let them help you design the play. Let them put their own interpretation into the characters. Make it fun, and make the Bible memorable!





A Wedding Invitation

John 2:1-12

Life of Jesus: Miracles

Teaching the Lesson:

Discuss: Talk about weddings.

Have you ever been to a wedding?

What does a wedding look like?

What do all weddings have? A bride and a groom.

God designed weddings to be between a man and a woman. A wedding is a celebration that usually involves family and friends, and is celebrating a change. After a wedding, things are different than they were before. What used to be two people living separately now becomes a man and a wife, and now they start a family together.

A wedding is often a party that involves feeding a lot of people. In Jesus' culture, weddings were long, and sometimes would even mean celebrating for days. In this story, it appears that they ran out of wine, and did not have enough to finish the celebration. This was insulting to the groom, and could have made it look like he didn't prepare for his guests.

Jesus and his friends were invited to this wedding, and it appears that his brothers were there also (see John 2:12). We aren't given a lot of information, but it seems like maybe it was a family wedding, or a close friend, because Jesus' mother Mary seems to be coordinating things. She is the one who is handling the wine problem, and is also the one giving instructions to the servants.

Mary comes to Jesus and simply tells him, "They don't have any wine." Jesus' response may seem a little harsh to us, but our understanding of these words may not be the same as he intended it. He says, basically, "What does this have to do with me? It's not my time yet." Mary seems unfazed by his response, and simply tells the servants, "Do whatever he tells you to do."

There are six large stone water pots nearby. These are used for washing, or purification, and the Jews used them to wash before and after meals. They did not have toilets and sinks or plumbing like we do, so they used these for washing their hands and cleaning. Jesus told the servants to fill the pots with water all the way up to the top.

After the servants fill the pots with water, Jesus tells them to dip it out and take it to the master of the wedding feast. When they took it to the man who was in charge of the wedding, he had no idea what had happened, but it says the servants knew. The man praised the groom, and said that usually people put the best wine out first, and after everyone is drunk they bring out the cheaper wine. But in this case, he congratulates him, and says, you saved the best wine for last.

This made a lot of wine. These pots would have held about 20-30 gallons each, which would be between 600-900 bottles of wine. Jesus was not looking for attention here. Most of the people at the wedding never knew what happened. Jesus and his disciples knew, and the servants knew, but this miracle brought honor to the bridegroom of the wedding.

This was Jesus' first miracle and John tells us that it showed his glory and made his disciples believe in him. They had only very recently joined Jesus in his travels, and they were new to his ministry but this apparently persuaded them.

There are very specific things that are mentioned in the story that we don't have all the answers to, but we can use them for discussion:





A Wedding Invitation

There was probably significance in the fact that there were six stone pots of water, and also that these pots were used for cleaning, washing and purification.

Why did Jesus tell Mary it wasn't his concern or his time?

Why did he do something anyway even though he told Mary it wasn't time?

Did Jesus perform this miracle to protect the reputation of the bridegroom?

Mary's response could be seen as faith; she apparently knew Jesus was able to do something. Did her response motivate Jesus to act?

John is very specific in telling us that the servants knew what had happened. So often the Lord works in the ordinary and doesn't bring attention to the leaders, but works through ordinary people.

News of this event inevitably spread. Later in John 4:46 we are told that Jesus came back to this area in Cana of Galilee that a nobleman came to Jesus asking for healing of his son. It appears that this nobleman was at the wedding. Either way, he heard what Jesus had done, and had faith for his son to be healed. When we put our faith in Jesus, he makes all things new, and we become new creatures. He transforms us in the same way that he transformed this ordinary water into wine. (2 Corinthians 5:17)

Jesus in the Story



There are several different ways of looking at this story. Some say that the pots of water may have been used in an orderly way. The first pot was the dirtiest, and a person would wash their hands in this one first. Then they would continue rinsing in each pot, until they reached the last pot where the water was the least polluted. No matter how dirty the pot or the water, it was all turned into the same high quality wine.

We can compare this to our lives. No matter what we've done, or how much we have sinned, everyone becomes new when they believe on Jesus. He gives us all the same purity, and the same righteousness. As vessels, or pots, we are better now that we have Jesus and the new version of us in Christ is better than we were when we tried to purify ourselves.

The pots can also symbolize that before Christ we were trying to purify ourselves, and be "good enough" for God. The dirty water will never be clean enough, it can't be. But this wine symbolizes Jesus' blood, and his blood makes us cleaner than we could ever be without his transformation in our lives.

This was Jesus' first miracle, and it showed his glory and power to others. He had very recently asked his disciples to follow him and they believed on Him after this miracle.

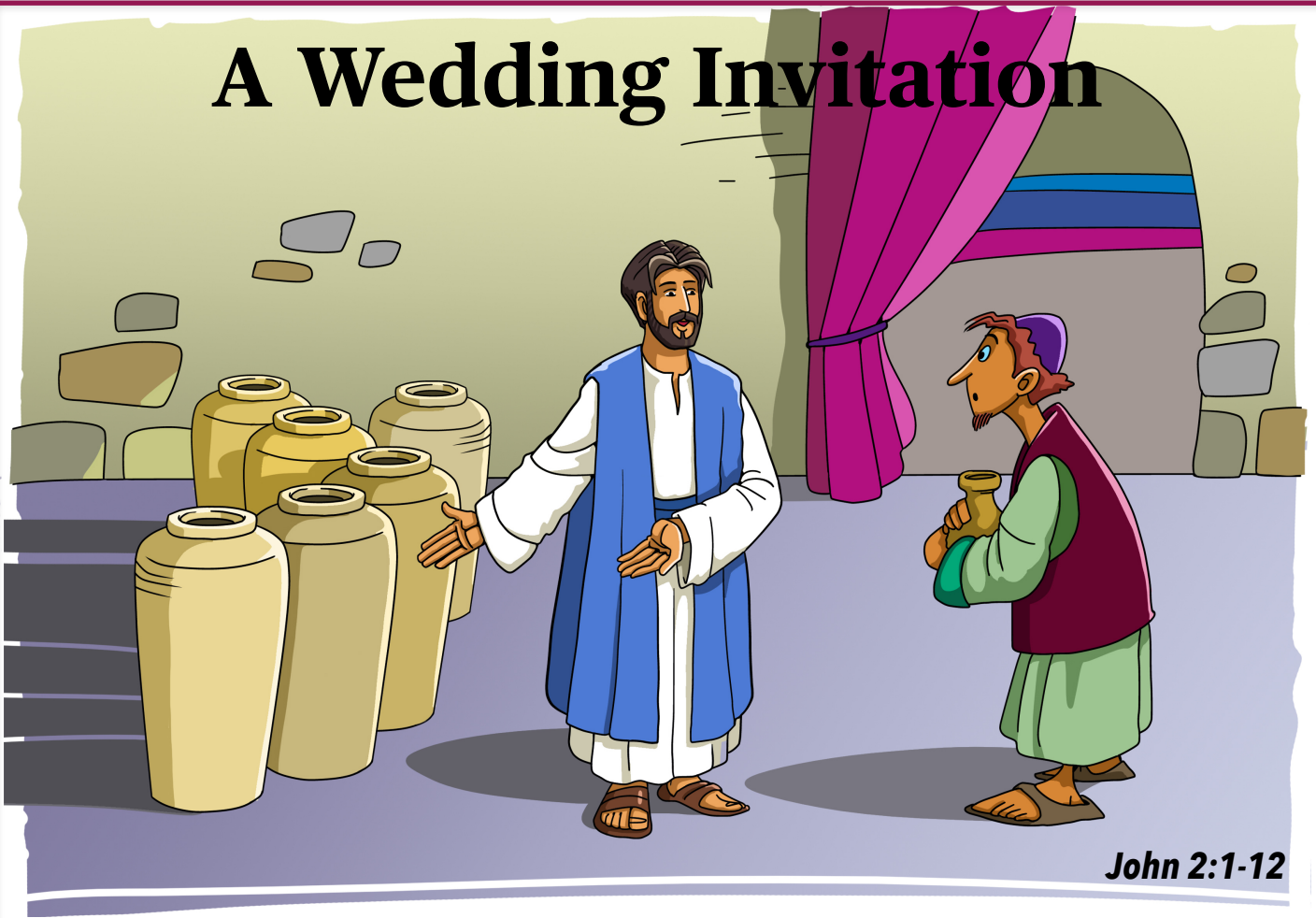
Jesus quietly performed this miracle at the wedding, and the groom was congratulated for saving the best wine for last.

At the time, the servants and Jesus' disciples and family were the only people who really knew what had happened at the wedding. Apparently news spread, because the next time Jesus came to Cana they knew what he had done at the wedding feast, and, people came to him for healing where he performed his second miracle.

John 2:5-12; John 4:45-47



A Wedding Invitation



John 2:1-12

MEMORY VERSE

Behold, I will do a new thing; now it shall spring forth; shall you now know it?


I will even make a road in the wilderness and rivers in the desert.

Isaiah 43:19

Answer the Questions

John 4:45-46

1. Where did Jesus go?
2. What happened the last time Jesus was here?
3. Why were these people looking for Jesus?
4. How did they know about him?





Finding Jesus

is a curriculum designed to help children find Jesus in every story of the Bible. Because the Bible is one continuous story that leads to Jesus, He can be found from Genesis to Revelation. Finding Jesus is a Bible study designed for the teacher. This one-year Gospels volume includes 52 lessons which can be adapted to teach any age from 3-99. The instructor customizes the lesson for their audience, using only the Bible as a text. The teacher decides how to relay the information to their students, with regard to their background and level of education.

Jesus IS the Word of God.

***Jesus is the Alpha and the Omega, the beginning and the end.
He is woven like a scarlet thread throughout the tapestry of the Bible.***

VICTORIOUS LIGHT

About the Author



Laura Baca is a lifelong student of the Bible with a heart for reaching the next generation with the truth and love of God's Word. Over ten years ago, while teaching in children's church, she began to recognize a gap in the way that biblical truths were being communicated to young hearts. This sparked the idea to write a curriculum designed to help children


connect deeply with Scripture and find Jesus in every story of the Bible. Once her children were grown, she prayerfully developed this curriculum to speak to children across different cultures and backgrounds. In September 2024, a divine meeting with a Kenyan woman on a layover in Istanbul led to the formation

of Victorious Light, a non-profit organization established in 2025 with a desire to make this resource available to all. Laura is committed to offer materials freely to anyone, anywhere in the world. Through Victorious Light, children around the globe can encounter the transformative love of Jesus Christ through the stories of the Bible.

www.victoriouslight.org

Victorious Light 2025 All rights reserved.

ISBN 978-9914-36-065-3



9 789914 360653