

The Curve Sauna Dome

by Clearlight®

The Ultimate Duo

Experience the ultimate wellness combination with the Clearlight® Sauna Dome and Amethyst Infrared PEMF Mat. Lay on the luxurious Amethyst Mat and let over 25 lbs of pure amethyst crystals gently warm and soothe your body, promoting relaxation and rejuvenation.

The infrared wavelengths harmonize with PEMF therapy to stimulate natural recovery processes, enhancing overall well-being. For an exceptional far infrared experience, simply place the Curve Sauna Dome on top of the mat, surrounding yourself with healing heat that detoxifies, relieves muscle pain, and supports weight loss. Perfect for home use, day spas, gyms, and more.



Contents include:

- 1 Upper and 1 Lower Dome
- Electronic control panels and wood stands for both Dome and Mat
- 1 Memory foam headrest
- 1 Water-Resistant washable mat cover
- 2 curtains
- 1 Amethyst Infrared PEMF Mat, and a zippered carrying case.



Signature Craftsmanship

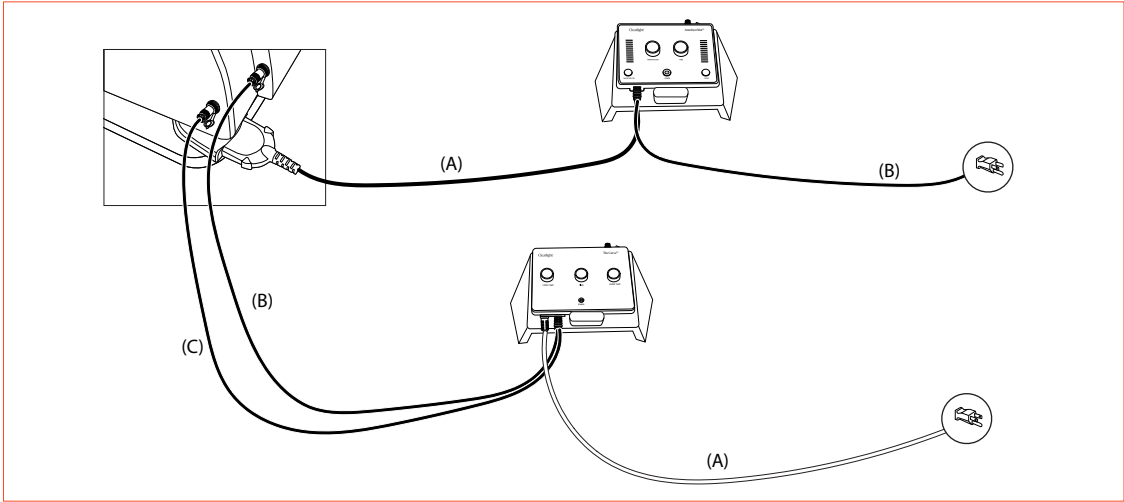
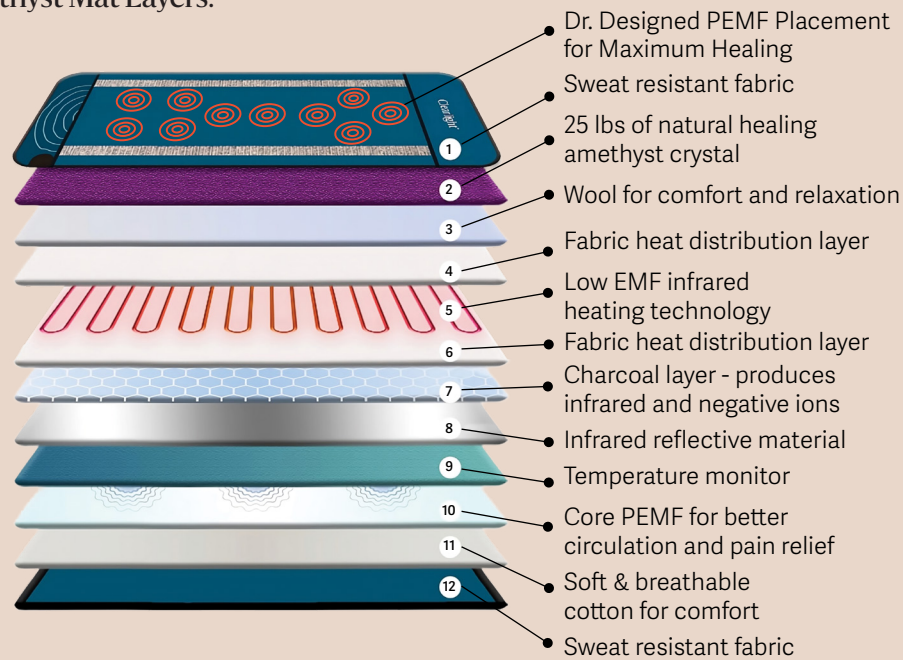
Superior Heater Technology

Our Far Infrared heaters combine Carbon and Ceramic to produce healing infrared heat that is unmatched. Our heaters are comprised of micro-thin carbon fibers (1/1000th the thickness of a human hair) combined with our patented ceramic compound.

We start with a high quality organic carbon fiber sheet. Then we add our high output (high emissivity) ceramic compound, which produces long wave infrared heat unequaled by carbon heaters alone.

Lastly, the majority of EMF is canceled out, making the Curve the safest and most effective sauna dome available.

Amethyst Mat Layers:



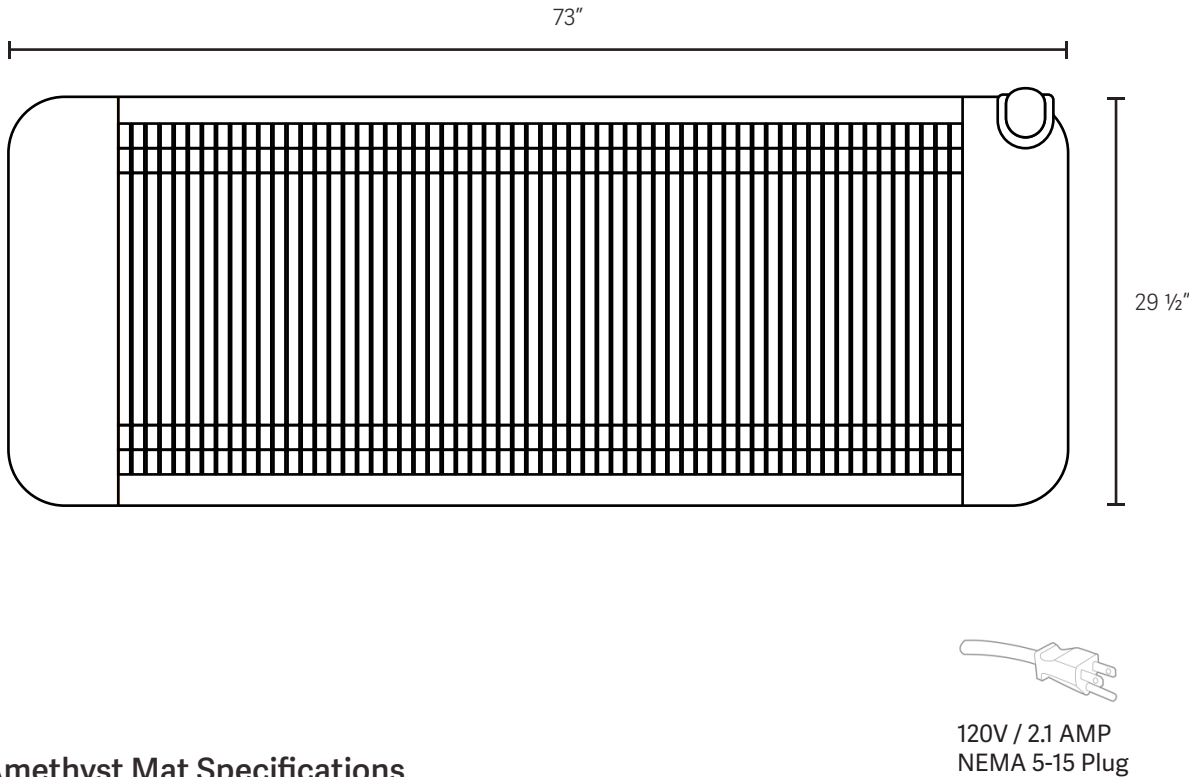
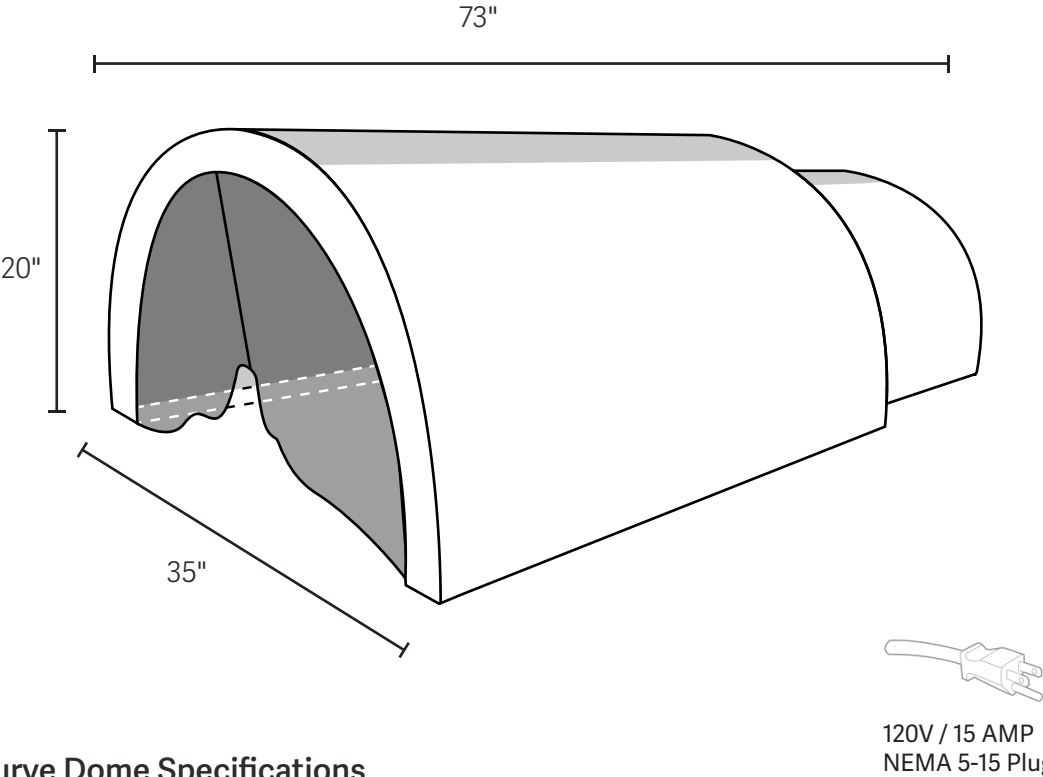
The Curve Dome Cord Lengths

- (A) Controller to Plug: 85" L
- (B) Upper dome to controller: 84" L
- (C) Lower dome to controller: 106" L

Amethyst Mat Cord Lengths

- (A) Controller to Mat: 88" L
- (B) Controller to Plug: 88" L

Specifications



The Curve Dome Specifications

Size	Heater Info	Lower Dome	Warranty
Length: 73" Width: 35" Height: 20"	Low EMF Carbon and Ceramic Far Infrared heaters	Outer Dimensions: 35 1/2"L x 29 1/2" W x 16 1/2" H Inner Dimensions: 25 1/2" W x 14 1/2" H Weight: 22 lbs	7 year residential 5 year commercial
Weight	Upper Dome		
53 lbs	Outer Dimensions: 35 1/2" L x 35" W 20" H Inner Dimensions: 30 1/2" W x 17 1/2" H Weight: 30 lbs		
Power			
120V/1000W/8.3A			

Amethyst Mat Specifications

Size	Far Infrared Heaters	PEMF Info	Warranty
Length: 73" Width: 29 1/2" Height: 2"	Low EMF far infrared heat is generated with infrared wavelengths between 6-14 microns <0.8 milgauss Deep Penetrating far infrared therapy, 6-14 μm Programmable timer: 1-8 hours	Ten PEMF Cores inside the Mat Frequency Range: 3Hz - 23Hz 30-Minute Timer Intensity level: 1500mG - 1800mG Waveform: Sine Wave	7-years Residential 5-years Commercial
Weight		Negative Ion Info	
40 lbs		Calming Negative ion therapy, up to 800/cc 1 hour Timer	
Power			
120V/ 250W/ 2.1A FDA Registered Low/ No VOC's			