





WELCOME

HELLO

When you work with Tara Draper Photography on your wedding day, you're signing up for not only beautiful photos, but for a great friend and someone that will be there for you on one of the most important days of your life. I go beyond my job description at weddings. I am happy to be your veil fixer, dress fluffer, bouquet holder, shoulder to cry on, and dress bustler. You are my top priority and I will go out of my way to make sure you really do have the best day ever.

The imperfect, beautiful, unique story that makes you two, YOU. The little moments and the big ones. The anticipation of waiting to see the love of your life for the first time, the huge laughs when your dad mentions having kids on your wedding day, walking down the aisle with your fist in the air, and the crazy excitement for life as you dance the night away into this new thing called marriage.

Let me be there to help keep you focused on what truly matters. I'll be there to capture all of those little moments, and create heirlooms that you, your spouse, and your family will cherish for a lifetime.





ABOUT ME

Weddings are truly my favorite. I have photographed over 300 and I still get the butterflies before each one. I really love connecting with my clients on a personal level and I'm all about having a good time! Getting to know you and making your photography experience fun, enjoyable, and stress free is my number one priority!

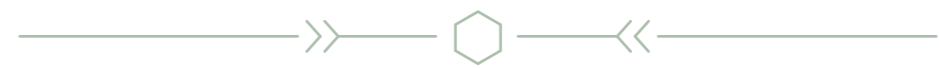
Over the years, I have found that the thing that sets me apart from most photographers is creating beautiful imagery that looks natural and has emotion and artistry by making people feel comfortable in front of the camera. It's not easy being in front of the camera for most, but it's my job to put you at ease and give you direction and I will always take the extra step to help you look and feel your best. We will joke around and I have tons of different tricks and tips that I will give you throughout the day to ensure you'll never look stiff or awkward. I love capturing timeless and artistic images that incorporate emotion and beautiful light. Being a

wedding photographer is my dream come true!

I live in Wisconsin Dells with my husband, Justin and our beautiful daughter Reagan. We are in the process of building a studio on our forever property and can't wait for it to be finished! We also own and operate a restaurant in Downtown Wisconsin Dells, the High Rock Cafe. Justin is an amazing chef and we are both blessed with fulfilling careers.

Hmmm what else? I love cake, coffee, wine, parties, boats, summer, the Wisconsin River, spending time outdoors, live music, traveling, and loving on our yellow lab, Ruby. She's still in her puppy stages and is keeping us on our toes. I am a huge animal lover and as crazy as labs can be, I love them!





DETAILS

TIPS

I like to meet with all of my couples to set up a timeline to maximize any and all opportunities to get beautiful images at your wedding venue and surrounding areas. I also have all of my couples fill out a preference form to give me an idea of what the day will look like including: a shot list of names of family members, names of those in the wedding party, if the parents are together or divorced, and general wedding information such as the venue, itinerary, themes, etc.

I think timing is everything and I've found it works best to have all the details available and ready to photograph right when I get to the venue so that the rest of the time I can focus on the couple. Details such as: a copy of the invitation, jewelry, bouquet, dress, shoes, veil, bow ties, pinning on boutonniere, etc. make for nice simple images that help you remember those important details and look beautiful in an album.

I also always try to scout out the location the day before to find the perfect backdrops for all of your pictures. I want to make sure that I have a game plan to make sure I know where I'm setting everybody up.

Get your ring cleaned the week of the wedding, it makes a huge difference.

Having a wooden hanger adds a beautiful touch for wedding dress shots.

Ask your florist for loose floral, any that was not used in your bouquets. I love the texture, and it can only improve detail shots. I especially like to use floral for invitation and program photos.

If you have transportation, make sure there's a cooler and ice in it before the ceremony starts. Also - make sure there's air conditioning.

No matter what, try to remember this is the best day of your life. As the saying goes, a happy bride is a beautiful bride and I believe that with all of my heart. Every wedding has something that does not go according to plan but if you only focus on that your worry or stress will show up on your face in your pictures. Focusing on the positive and knowing that everyone around you is there to support and help you because they love you. Not to mention, you're marrying the love of your life!





GETTING READY

When the bride and bridesmaids are getting ready lighting is everything, if you can, find a room with a lot of window light. If a window isn't available having a space with a big white wall helps a lot, or just in general more of an open concept creates a better composition.

Brides - whatever you do, don't be the last one to get ready. Of all the people that need to get their hair and make up done, it's you. Truthfully, you'll want to be in the middle. This way you can have plenty of time before you have to put your dress on, but not so much time that your hair starts to fall.

Things will run behind and most brides don't like to have images taken before make-up, so what we can do is stage some photos to look like you're putting it on even if it's already done.

Professional hair and make-up does make a huge difference, I know it's a little scary, but many people do a trial run which will make you feel more comfortable.

Grooms - before the wedding, have someone learn how to pin your boutonniere on or designate a person to help you and your guys out.





FIRST LOOK



A first look gives you and your love a chance to see each other in a private, intimate setting before the ceremony.

There's often a LOT of nerves going into your ceremony. I believe much of that is the anticipation of seeing your soon-to-be spouse for the first time! But, if you have a chance to see them for the first time in a quiet, intimate setting before the ceremony, chances are you'll be MUCH more relaxed when ceremony time comes!

This moment also helps create a more seamless flow of the day. It'll help calm your nerves and if we do a few bride and groom and wedding party photos it should give you two time to truly relax and celebrate after the ceremony.

I HIGHLY recommend keeping first looks completely private - you, your fiancé, myself and my second shooter. That means parents aren't tagging along and the bridesmaids aren't hiding behind a bush somewhere taking photos on their phones. The moment you see your future spouse for the first time can be such a beautiful moment and I recommend keeping it as private as possible!



If you feel strongly that you do not want to do a first look, I will never persuade you to do otherwise, but having a first look with your mom or dad will have the same de-stressing effect. These images will be special for you because these moments are typically emotional and heart felt.





WEATHER






Fingers crossed for good weather, but unfortunately sometimes rain happens. Whether the photos are taken inside with beautiful window light or we use umbrellas, my goal is not to get anyone sopping wet. A lot of times you can't even tell it's raining, and color in general is much more vibrant.

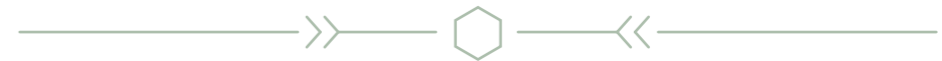
I make sure I always bring a couple of umbrellas for bride and groom portraits..

I do my best with the space and the lighting we are given to create memorable photographs for my couples.

If it's a winter wedding, snow is a beautiful backdrop, but it's cold. I always suggest that the brides and bridesmaids have a pair of boots or some kind of warm close toed shoes to keep your tootsies warm.








FAMILY PORTRAITS

Family Portraits are a huge and sometimes chaotic part of your big day. I will always suggest letting your family members know in advance that you want to gather everyone immediately after the ceremony for portraits to avoid the scramble of finding everyone, especially since they will already be in the area. It always helps to ask someone in your family to be your runner, someone who knows everyone and can efficiently find who will be photographed next. I don't show a lot of these on my blog, but I do take timeless, well lit group photos that your family will have the opportunity of purchasing after the wedding and are included in your gallery.

Also, let's be honest, we all consider our fur babies part of our family, and I would love when couples incorporate them into their wedding day! It's great to bring a treat or a special toy to help get their attention. It's nice to have a friend or a family member to have doggie duty so you can keep celebrating.



A wedding couple is captured in a romantic moment, dancing together in a forest. The bride, on the left, wears a long, flowing, off-the-shoulder lace wedding dress with a long, sheer lace capelet. She is smiling and looking towards the groom. The groom, on the right, is dressed in a grey suit with a white shirt and a dark tie, and has a boutonniere on his lapel. He is also smiling and looking at the bride. They are holding hands, and the bride's dress is billowing out around her. The background is a dense forest of tall, thin trees, with the sun low on the horizon, creating a warm, golden glow and lens flare. The ground is a mix of dirt and rocks.

» — ◊ — «

Helping you remember not
only what it looked like, but
what it felt like.

» — ◊ — «



I need roughly an hour or so (not including family portraits) to craft the photos that drew you to my business. Many times I take the wedding party after the ceremony around to pre-planned locations or right around the venue you chose and take wedding party photographs, then focus primarily on the bride and groom. If you have a videographer, you might extend this time frame so we can both get the shots we need. Let me know how I can help you to get the most of your time line!





WHERE THERE
IS LOVE
THERE IS LIFE.





RECEPTION

If it's possible, it always helps to hold a spot at any table in your reception space for both me and my second shooter. There are a couple of reasons for this, but it's a great way of us to capture the special moments like kisses, toasts, people laughing and mingling together, and of course the head table and table settings. Being in the room and soaking it all in will add to your image collection. Plus, by this time it does make a difference for us to have a bite to eat and we are super grateful that you feed us. Ha!



Speeches - Depending on how many toasts you have, it's good to wait until the last table is served to ensure that everyone has a plate of food in front of them, and that your catered food isn't sitting and drying out. You also want to space out the speeches: welcome speech and prayer, take a break, maid of honor, and then best man. If you do all the speeches at the same time, you will notice you and your guest's attention spans start to fade.



Tips - I know it's an investment but chairs can really change the look of a room. Real floral on your center pieces also make a huge difference in aesthetics.

If you're worried you'll be pressed for time, getting everything set up the day before, or hiring a day of coordinator really relieves the stress of making sure everything looks how you imagined.

Adding splashes of color and different textures can go a long way. Glass bottles add to a table setting as well.

Also - up-lighting - the ambient light gives warmth to all of your dance photos and that can change the look of any reception venue.



Cake Cutting - If you have a large cake and it's going to take the caterer time to cut it, they usually want you to cut the cake right away, before dinner. Check with your venue or caterer and see what their game plan is, I'll be right beside you to capture it. If you have cupcakes - no biggie, you can cut the cake or shove a cupcake in each others faces at any point during the night.



Sunset Portraits - There's usually a lull after dinner before the dance starts, which is a perfect time to get a few extra portraits of the couple. Taking this time will also give you just a minute to breathe and reflect together, and grab a few more stunning portraits.





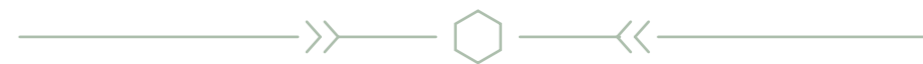
One of the reasons I love doing engagement sessions is to see how couples interact together and for you to see how I operate as well. This way, come wedding day, I feel like a friend and not just a photographer. Plus you'll have beautiful images that show what you look like every day.

» — ◊ — « —
ENGAGEMENT PHOTOS



For your engagement shoot you can incorporate things like your pets, favorite activities, fun props, and anything that is unique and special to you two as a couple that you might not have time for on your wedding day.






INVESTMENT

WEDDING PACKAGES INCLUDE

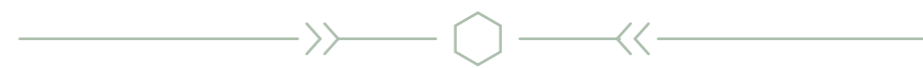
- Pre-wedding consult session.
- Unlimited captures.
- Unlimited locations.
- Full proofing of photos (color and black & white).
- High resolution digital images delivered on a USB with printing release.
- Online gallery to view and order prints.
- Sneak peek highlights posted online one week after.
- Complete day wedding coverage packaged by the following hours:
 - 4 hours = \$2500
 - 6 hours = \$4000
 - 8 hours = \$4800
 - 10 hours = \$5200



I offer an engagement session at 50% off my normal price for 8 and 10 hour packages. The E-Session is \$250 and includes an hour of time shooting within a 30 mile radius, an online gallery, a USB with a printing release of all the images.

8 and 10 hour packages also include a second shooter.

A la cart items including photographic cover and leather albums, canvases, metal prints, and gift prints are also available to purchase.



THANK YOU

You have the love of your life, your dress, your venue, and I'm so happy you now have your photographer and that I am the one you chose. Above all, I hope this wedding guide helps, that my little tid bits about the day will help things run smoothly so that you can relax knowing that no matter what, you will be marrying your best friend, and I will be by your side the whole day to make sure things are everything you dreamed them to be.

I'm honored to be your photographer and I can't wait meet your wedding party, friends and family, see your dress and all the beautiful and unique details you will incorporate into your day. Above all I can't wait to capture and document the best day of your life!

xoxo,
Tara



LOCAL VENDORS

D.J. - Sound by design
www.soundbydesign.org
 Celebrations in Madison
<https://www.celebrationsentertainment.com/>
 Kuhl Entertainment.
<https://kuhlentertainment.com/>

Floral - Thompson's Full Bloom (Maria) in Wisconsin Dells
<http://www.thompsonsfullbloomwi.com>
 Wild Apples in Baraboo
<http://www.wildapplesfloral.com/>

Cake - Craig's Cakes out of Verona is great
<https://www.craigscakeshop.com/>
 Neato's Bakery in Baraboo
<https://www.neatosbakeshoppe.com/>

Hair and Make-up - True to you Makeup Artistry in Wisconsin Dells (Alissa) is amazing
ttymakeup@gmail.com
 Belviso by Ellie and Beth from Madison for makeup www.belvisobyelliebeth.com/
 Another good hair gal is Yvette at Platinum Bond Salon in Baraboo.
www.platinumbondsalon.com

Wedding Planner - Signature events in Wis. Dells. <https://signatureeventswi.com/>
 Elevate Events in Madison
<http://www.elevate-events.com/>
 Hue by Sarah Davidson in Madison
<https://huebysd.com/>

Décor & Styling - Event Essentials in Windsor
<https://www.eventessentials.com/>
 A La Crate Vintage Rentals in Madison,
<http://alacratevintage.com/>
 I Do Decorations in Green Lake.
<http://alacratevintage.com/>

Bridal alterations - Anne Marie Fashion House
facebook.com/annemariefashionhouse/



