

**FORM.FLOORING**

Superior quality  
*Engineered Oak* flooring,  
designed to *last*.

# ELEVATE YOUR SPACE FROM THE FLOOR UP

Transform your home with our exclusive collection of engineered oak timber flooring. We take pride in merging top-tier products, impeccable design, and a team of flooring specialists dedicated to excellence, ensuring you enjoy stunning floors that stand the test of time.

We balance form and function, working closely with our clients and partners to create spaces that are not only captivating but enduring to live and work.

At our core, we're dedicated to fulfilling your every flooring desire, addressing all your needs from product supply to installation, and extending our commitment through maintenance and aftercare.

Our diverse collections boast premium-quality timber meticulously crafted using cutting-edge production processes. This fusion results in a spectrum of traditional and designer finishes, all manufactured with integrity and a commitment to excellence.

JOSH&JENNA



Origins 190mm | Arava



FF.

*Engineered Oak*



# LINWOOD




**MISTY GREY**




**ICEBERG**



**GLACIER WHITE**




**ASH GREY**




**SAND DUNE**




**DESERT SANDS**



**DESERT OAK**



**BROWN WATTLE**




**BLACK FOREST**


|                     |                     |
|---------------------|---------------------|
| <b>RANGE</b>        | Linwood 190mm       |
| <b>SPECIES</b>      | European Oak        |
| <b>CLICK SYSTEM</b> | Tongue and Groove   |
| <b>DIMENSIONS</b>   | 1860 / 190 / 12/2mm |

\*Colour samples and swatches should be considered as a guide only as, as timber has natural variation in colour and texture.


# LAKWOOD




**SHOJI WHITE**




**SHALE GREY**




**DOVE GREY**



**SMOKED OAK**



**OYSTER GREY**



**PEARL GREY**

## **RANGE**

Lakewood 190mm

## **SPECIES**


European Oak

## **CLICK SYSTEM**


5G Valinge

## **DIMENSIONS**


1900 / 190 / 14/3mm



**MAGNOLIA**



**BARLEY**



**FRENCH GREY**

\*Colour samples and swatches should be considered as a guide only as, as timber has natural variation in colour and texture.

## PARQUETRY HERRINGBONE



**DOVE GREY**



**GREY EMBER**



**MAGNOLIA**




**FRENCH GREY**

|                     |                       |
|---------------------|-----------------------|
| <b>RANGE</b>        | Parquetry Herringbone |
| <b>SPECIES</b>      | European Oak          |
| <b>CLICK SYSTEM</b> | Tongue and Groove     |
| <b>DIMENSIONS</b>   | 888 / 148 / 14/3mm    |


\*Colour samples and swatches should be considered as a guide only as, as timber has natural variation in colour and texture.



## ORIGINS 190MM




**MALAY GREY**




**CHANSON**




**URCHIN GREY**



**SPICE**



**ARAVA**



**MARAIS**

**RANGE** Origins 190mm

**SPECIES** European Oak

**CLICK SYSTEM** Tongue and Groove

**DIMENSIONS** 1900 / 190 / 14/3mm

\*Colour samples and swatches should be considered as a guide only as, as timber has natural variation in colour and texture.

# ORIGINS 220MM



**GREY EMBER**



**CHANTILLY LACE**



**ASTORIA**



**LUNAR GREY**



**TOBACCO**



**COLAC**

|                     |                     |
|---------------------|---------------------|
| <b>RANGE</b>        | Origins 220mm       |
| <b>SPECIES</b>      | European Oak        |
| <b>CLICK SYSTEM</b> | Tongue and Groove   |
| <b>DIMENSIONS</b>   | 2200 / 220 / 14/3mm |

\*Colour samples and swatches should be considered as a guide only as, as timber has natural variation in colour and texture.

*Hybrid*

## RESIPLANK 855




**FAWN**



**ALABASTER**



**GRANOLA**



**COASTAL BLACKBUTT**



**NSW SPOTTED GUM**



**NOMAD**



**PEWTER**



**GREY STONE**



**DAPPLE GREY**

**RANGE**

ResiPlank Hybrid 855

**DIMENSIONS**


1420 / 255 / 8.5mm

**WEAR LAYER**


0.5mm

\*Colour samples and swatches should be considered as a guide only as, as timber has natural variation in colour and texture.


# RESIPLANK 977



**CHIFFON**




**TUSCAN**




**SEPIA**



**DRIFTWOOD**



**COASTAL BLACKBUTT**



**NEW ENGLAND  
BLACKBUTT**

## RANGE


ResiPlank Hybrid 977

## DIMENSIONS


1820 / 255 / 9.7mm

## WEAR LAYER


0.7mm



**NORTHERN SPOTTED  
GUM**



**NEVADA**



**SCENTED SPOTTED  
GUM**

\*Colour samples and swatches should be considered as a guide only as, as timber has natural variation in colour and texture.

# FORM.

**EMAIL**

[sales@formflooring.com.au](mailto:sales@formflooring.com.au)

**PHONE**

0412 612 488

**WEBSITE**

[formflooring.com.au](http://formflooring.com.au)

**INSTAGRAM**

[@formflooring](https://www.instagram.com/formflooring)