

# THE *senior*

EXPERIENCE  
[ CLASS OF 2024 ]



*from where i come*  
PHOTOGRAPHY

GETTING THE MOST OUT  
OF YOUR PHOTO SESSION

# welcome

I am SO excited that you are considering From Where I Come photography for your senior portrait experience! This Senior Style Guide was designed to be a guide to answer your questions and give you inspiration for your shoot day!

Let me introduce myself! I am Kari Grefsrud from Pelican Rapids, Minnesota. If you don't know me, my face is on the back cover. I enjoy shooting all types of photography, with an emphasis on seniors and equines. I want to provide my seniors with not only amazing, high quality images, but also an experience that they will never forget! At From Where I Come photography, you will get a consultation, that includes wardrobe tips, recommendations for professional hair & makeup, as well as location scouting specialized just for you! Following your session day, we will hold a image reveal & product ordering appointment where we will go through all your images and I will help you choose prints or products you will get to enjoy for years to come. This is such a fun year and I am thrilled to be a part of it with you! I can promise you we will have a great time!

I cannot wait to start planning your senior session. Please look through the details in this guide, preferably with a parent, and contact me when you're ready to meet and plan your shoot!



Have you started thinking about the types of photos you want?  
**Do you have a style?**

Are you a backroads kind of gal or a indoor basketball kinda guy?  
Want to create some unique baseball images at sunset on the field you've grown up playing on? Or head to the lake where the sunsets perfectly?

What are you drawn to? If you have a style that you like, I would love to hear about it and get some ideas and inspiration from you. If you haven't given this much thought, no worries we will go over this at your consult!

all in the details →

It may sound cliché, but spending a few minutes prior to shoot day thinking about the details, big and small, will make the time and experience more enjoyable and memorable. Read on for details and inspiration.

# THIS IS IT

*Are you ready for the FWIC Senior Experience?*

**1**

#### **BOOK YOUR APPOINTMENT**

*Sign contract  
Pay Session Fee*

**2**

#### **CONSULT**

*Let's connect via  
zoom to fine tune  
all the details of  
your session*

**3**

#### **SESSION DAY**

*Bring your smile  
and style - this day  
is meant to be  
FUN*

**4**

#### **SNEAK PEEK**

*I'll post a  
'first look' of a  
few images on  
FWIC social media  
accounts*

**5**

#### **IMAGE REVEAL & ORDERING**

*2-3 weeks following  
your session, we sit  
down and go over  
your images & order  
print products*

**6**

#### **DELIVERY**

*When your  
beautiful  
products arrive,  
arrange for  
pickup!*

## lets talk investment

#### **Session Fee**

\$150 Day Session

\$250 Evening Session

#### **Minimum Product Order \$375**

The Session Fee includes your consult, up to 3 hours of photography, and the follow up viewing & ordering appointment. Your session fee, which is non refundable, and signed contract is all that is needed to secure your session date.

The \$375 Minimum Product Order is due the day of the photo session.

This Product Order will go towards purchasing of Ala Carte and/or Collection Packages.

Ala Carte items start at \$25 (one digital image) and Collections start at \$800 and will be discussed in detail during the consult as well at the viewing & ordering appointment.



# first things first

Hopefully you're reading this senior style guide and ready to schedule your senior photo session! I'm excited to bring on the year with new senior faces, welcome Class of 2023!

## **CONSULT APPOINTMENT**

Any time between booking your session and your scheduled shoot date, I like to meet with you in person. This is one of my favorite steps of the senior session process. I encourage this for many reasons: 1) it's likely we have never met and I want to meet you! 2) we go over many important topics that aren't covered in this guide.

This consult typically takes 45 minutes and I like to meet in a location that suits us both, usually a coffee shop or local cafe. I understand this isn't always plausible with everyone's busy schedules, but I strongly encourage it, even if its over the phone.

## **TOUCH BASE**

Within a week before your scheduled shoot, I will reach out to you via email, text or call to discuss any last minute questions you have. We will evaluate the projected weather forecast and make adjustments as needed.



# interests · hobbies · props

For many students, athletics and extracurricular activities play a major role in their lives - so let's play tribute to that.

If requested, I will bring some props, such as chairs & stools to the shoot. These photos are unique to YOU and I want you to add your own special touch by bringing things that are special to you. Flowers - Musical Instruments - Sports Equipment - Skateboards  
Cars - Fishing Rods - Books - Suitcases - Pets

**WHAT ARE YOU PASSIONATE ABOUT?**



# whereabouts

You've heard it before and, believe it or not, it holds true for Senior Photo sessions as well LOCATION! LOCATION! LOCATION!

During our consult, we will brainstorm and talk about potential shoot places. I'm always driving around the countryside in 'photographer mode' and finding new and exciting locations to take photos. BUT, I want to hear your ideas, ALL of them! Trust me, there isn't an idea too crazy or out of the box for me!

I am open to almost any location, and would prefer to know about it well before the actual photo shoot. This gives me time to scout the scene for best backgrounds, angles, lighting for time of day, etc. If the land or venue is private, we need to obtain permission, and sometimes permits to use the property to avoid any potential trespassing charges or fines.

Ideally, we will be shooting at a number of different locations, so you have more photos options in your portfolio. However, by doing so, the drive time between these locations needs to be taken into consideration for your allotted time frame. We want to spend more time taking photos than driving in your three hour window.



## PREPARING FOR THE DAY

I recommend NOT waiting until the last minute to get those pictures done! This is a momentous time in your life and you don't want it rushed by a school deadline.

It may sound dorky, but practicing poses prior to session day will actually help and will make it feel a bit more natural. I do my best to explain posing and getting the best look on session day, but getting comfortable prior will help.

Get plenty of rest the night before sure can make you look refreshed, bright and chipper!

Make sure you try on your outfits prior to coming, just to ensure they all fit and look perfect on you.

Consider getting a fresh manicure or pedicure. If that's not your thing, make sure they are trimmed neatly and your nails are clean.

If you're wearing makeup, keep it simple and natural. Photo day isn't the best time to try a new look.

Similarly, don't get a new haircut right before your photo shoot. For gals, styling it right can be a challenge; for guys, you could have nasty tan lines that you wouldn't want in the photos.

If you're a guy, are you shaven the way you want to be in your photos.

# its here . the big day

## WHAT TO WEAR

Choose an outfit that makes you feel and look amazing! Having a pop of color always helps too! While there is not an outfit limit, I suggest 4-6. Consider bringing:

*Casual / Dressy / "This is me" Outfits*

I recommend not bringing all the same color; after all, you want a variety in your photo album. I suggest staying away from wild patterns which can distract from the main focus (YOU!). All your outfits should be wrinkle free, stain free and not have excessive tears and frays. While I encourage girls to wear modest and age appropriate clothing, I will shoot any outfit as long as I am comfortable with the end result.

Don't forget the shoes! There is no such thing as too many shoes!! Make sure they are clean and tidy. If you're uncertain and would like some guidance, I will gladly go over your outfit ideas with you. I want to make sure you look AND feel your best that day!

## WHAT SHOULD I BRING TO THE SHOOT

Besides your great attitude and sense of adventure, I suggest bringing:

- your outfits on hangers to prevent wrinkles
- water to keep hydrated (you'll be working hard)
- mirror
- make-up for touch ups
- parent or helper if you have many wardrobe or prop changes

## HAIR & MAKEUP

I'm excited to announce that I've teamed up with Envy Salon and Spa in Pelican Rapids to offer seniors hair, airbrushing makeup & manicures! Having someone professionally style your hair and apply your makeup can polish off that look your going for and I could recommend her more! Prices for a combo package start at \$75. Appointments & payment through Amanda at 218-863-3689. Schedule a complimentary consultation about 2 weeks prior to your session. She will add those finishing touches to make you feel AND look amazing!

## SNEAK PEEK

Sneak peeks on social media typically happen 1-2 days following your shoot. The thought of seeing a few of MY favorites is always anticipated! But don't worry, it really is only a very small sampling of your whole session and I leave many images for you to share and enjoy on your own.


## VIEWING & ORDERING

A couple weeks following your senior session, we will get together and have your Viewing & Ordering Appointment. We will look through all your images from that session day, narrow down your favorites and order your products. I have plenty of sample examples for you to touch and feel to help decide what you're interested in purchasing. If digital images are what you're after, you are always able to purchase just them.

## DELIVERY

Once your order is made, I will begin the process of ordering all your stuff! Wall Art, Albums, prints all get designed with the utmost care to make sure I am delivering the highest quality to you. You are after all making an investment that will last for years to come and represents a time in your life that is important. Let's showcase just that....you!





# commonly asked questions

*Q: Where do portrait sessions take place?*

A: Sessions can be in my studio or a more popular choice, on location. The possibilities are endless really! Let's get creative!

*Q: When should I book my session?*

A: Summer sessions book 2-3 months in advance. I have a set number of summer sessions, with most of those dates designed for senior sessions during the week.

*Q: Do you book on weekends?*

A: I have created my schedule with seniors in mind, especially in the summer. I intentionally keep my week days and evenings open just for you guys! Weekend sessions are not available unless it's a destination session or you are traveling a distance to me.

*Q: What time of the day is best for sessions?*

A: That totally depends! While I prefer to shoot closest to sunrise and sunset as the light during those times is soft and makes you look amazing! Mid morning has its advantages as well. We will go what's best for you at your consult.

*Q: Can I bring a parent or friend to the shoot?*

A: If you are under 18, I require you to bring a parent. As for friends, I am not opposed to a friend coming with but one thing to keep in mind that this day is about you. Friends are sometimes a great second set of eyes but can also slow down our shooting time and I want you to get the most from your session.

*Q: What happens if the weather is poor the day of our outdoor session?*

A: Mother Nature certainly can bring us some amazing senior sessions but when the weather forecast isn't going to cooperate, we will discuss the best plan of action. We will determine if re-scheduling is best together and find the next possible date that works for us.

*Q: How long does a session last?*

A: Photography sessions are up to 3 hours long. This could include shooting time, traveling between locations and some lighting setup. This is why its important to have a consult session; we formulate a plan for session date to maximize our time together. I don't want to get to the end of our session knowing we did not get all the shots.

*Q: How many outfits can I bring?*

A: Short answer, as many as you want! I encourage 4-6 outfits that are wrinkle free, fit you well, and you are comfortable in them. You maybe sitting on the ground, bending and moving around so clothing that has some stretch is always a good idea. I encourage you to text me your outfit ideas to help assist in the process.

*Q: What forms of payments do you accept?*


A: Payment methods include cash, check, and Credit Cards When is payment due? An either \$150 or \$250 non-refundable deposit and signed contract secures your session date. The Minimum Product Order of \$375 is due the day of the session. You are under no obligation to make additional purchases.

*Q: Am I required to buy print products?*

A: No, your only requirement for products is paying the Minimum Product Order of \$375. You have the option to purchase individual items, such as digitals, off the Ala Carte page or Collections, which bundle together products to save you money over the Ala Carte.

*Q: Do you accept payment plans?*

A: Yes, I accept payment plans as well as Credit Card. No products will be delivered without full payment. We can talk about this at your Consult appointment.




Athletics often play a large part in students lives and including that in your session is important. During our consult, we will talk extensively about how we will incorporate sports into the day. Often requiring pre-planning with uniforms, scheduling facilities and timing, we will go over it all to ensure we will maximize our time together during the shoot.

One of my favorite things as a photographer is creating epic images centered around YOU and your interests.

If you're interested in having me create a montage just for you, ask about pricing!

**NEW PRODUCT!**  
**SPORT MONTAGE POSTERS**





# prints + products

It's never too early to start thinking about the types of prints and products you would like to include in your investment. During your consult, we will go over investment pricing and products available for ordering. I will have on hand samples so you can feel, touch and see the extraordinary quality of the products I have handpicked to offer my clients.

## wall art

canvas · metal prints  
floating thin wrap · fine art prints

## gift prints

signature series albums

Heirloom image boxes

print books

graduation cards

thank you post cards

digital images



*I'd love to hear from you*



**LET'S  
CONNECT**

**EMAIL**

*kari@fromwhereicome.com*

**PHONE/TEXT**

612-867-0860

**INSTAGRAM**

*@from.where.i.come*

**FACEBOOK**

*From Where I Come*

**ADDRESS**

*Kari Mancini  
14929 430th Street  
Pelican Rapids, MN 56572*

2022 © From Where I Come Photography

*featured in*



MEMBER OF



**PROFESSIONAL  
PHOTOGRAPHERS  
OF AMERICA**