

SMALL STORY PHOTOGRAPHY

WEDDING PHOTOGRAPHY WELCOME GUIDE





INTIMATE WEDDINGS FOR THE ADVENTUREOUS





hey there

I photograph people in love. It is actually that simple. It is also where my agenda starts and ends. Nothing more, nothing less. I adore photography and I am so blessed to do this as my full-time job, it is actually unreal!

As your photographer, my hope is that we come out of our experience together as new friends! I aim to tell your story by documenting those grand moments, along with the more quiet and intimate pieces of your life. I want to capture you as your true self — all the epic stories, laughs, and special memories that you will fondly look back upon.

My goal as your intimate wedding and elopement photographer is to focus on capturing your story while making sure that your day reflects the authenticity of you as a couple. I am fully here for you. Please don't hesitate to contact me, I would love to hear from you!

xo xo Renee

WHAT TO EXPECT

My style

In essence, I don't dictate or direct but instead observe to discreetly cover events as they happen. I photograph your day as it naturally unfolds, capturing real moments and creating a timeless record of your day.


Connecting with the wedding and the people involved on a personal level is hugely important in creating important images that will be part of your family legacy.



Before You Book

The first step is to review my pricing guides, which you can find in this guide.

The next step is to settle on your date and venue. I don't accept bookings until these two pieces are in place. Once you have these two ultra important decisions made, shoot me an email and I'll let you know if I'm available on your chosen date!



the TIPS *for* WEDDING

I know exactly what you are looking for from your wedding day. An incredible celebration, that is memorable and of course, stress-free. But also amazing wedding photos that will last the test of time and allow you to relive those incredible memories.

Is it possible to have a fusion of amazing photography and a relaxed, fun day without feeling like you are in a photo shoot as a bride or groom? You bet it is.

TRY TO STICK TO YOUR ORIGINAL TIMELINE

Creating a timeline of the day's events and sharing it with your photographer is essential to make sure all of you are well-prepared for the day.

It's a good idea to allow a little extra time between transitions or location changes from the ceremony to the reception on the chance that things are running behind schedule.

Make sure you talk your wedding photographer through your shot list and schedule photo sessions into your timeline for couple's portraits, wedding party, family, and any other specific requests.

CREATE A LIST OF FAMILY MEMBERS

Make sure that you get a list of family members names to your photographers at least a week before your wedding. The list should at least have first names of all people wanted in the portraits.

Let all close family members know that you want them to stay at the ceremony site for family portraits. Sometimes family members (yes, even close ones like grandparents) forget or don't realize they need to stay for the family portraits. It takes time to gather lost family members and is much easier when they all know prior to the wedding day.

GATHER ITEMS FOR DETAIL SHOTS

The rings, bouquets, wedding invitations, jewelry, boutonnieres, shoes, and cufflinks are all gorgeous details that shouldn't be forgotten! It's helpful for your wedding photographer to rely on a wedding party member or other helper to organize these items, so make sure to keep them close!

Don't limit yourself to this list, though! If you have any items that are meaningful to your relationship (such as love letters, keepsakes/tokens, souvenirs, etc..) those make wonderful additions to your detail photos. You can also think outside the box!



CREATE A SHOT LIST WITH YOUR PHOTOGRAPHER

You've hired your dream photographer, and it is definitely within their expertise to make sure every moment of the day is captured. That being said, it is a great idea to put together a shot list with your photographer so that you make sure that the two of you are able to check off the essentials.

From the little details, to the venue setup, to couple portraits — these are all examples of photos that will tell the story of your day from start to finish. Let your photographer guide you in creating a shot list together before your wedding day.


ALLOW YOUR PHOTOGRAPHER TO GUIDE YOU

Allow your wedding photographer to gently guide you towards natural light and direction that will make you look and feel your best. I'm always open to creative suggestions from my couples, but I also might suggest otherwise if I see that perhaps the shadows from a nearby tree might not be your best compliment in a particular location.

Not feeling comfortable in front of a camera yet? Schedule an engagement session with your wedding photographer before the big day to get used to moving and posing with your partner.

ENJOY THE NIGHT AND HAVE SOME FUN!

Breathe, relax, and stay focused on each other. Do what is right for YOU TWO. Customize your wedding to your love story and what you two want. Sit back and admire all of the hard work that you (and your loving family/friends) have put into your day. Soak it all in. The best is yet to come!





the FIRST LOOK *moment*

I absolutely love this modern twist on the traditional wedding that gives you and your fiancé the opportunity to see each other for the first time in a more intimate setting. You could choose a more scenic location, or just have a first talk or handhold around the corner/behind a door so you don't see each other.



A first look doesn't have to happen right before you walk down the aisle, many couples choose to do a first look a few hours before the ceremony. Seeing each other earlier in the day opens up the possibility of getting some group/family/wedding party photos out the way prior to the ceremony, which means that you don't have to spend as much time away from your guests and your party later on in the day.



ENGAGEMENT *session* ADVICE

WEAR SOMETHING COMFORTABLE

This is by far one of the most important tips we can give you. Choosing outfits that make you feel like a million bucks is key. If you purchase something new, take it out for a test run. You also want to think about how it'll photograph during your session.


My biggest advice is comfort over everything. If you never wear a suit but are considering it for your engagements because it's what you have seen, just skip it and wear that band tee that you love. These photos are representative of your own personalities, and you should feel like yourselves and dress like yourselves, too.

Wearing outfits that compliment each other will help make your photos look cohesive.



TAKE YOUR ENGAGEMENT PHOTOS IN A PLACE THAT YOU LOVE

We encourage couples to go to places they love. This could be the place where you first met, a cafe or brewery, or perhaps in your own home. Your story is unique, and your photos should reflect that. This is the perfect opportunity to visit a place or two that might be hard to visit on your wedding day. Maybe there is a hiking trail or park in your area you'd like to have your photos taken by. This is the perfect opportunity to capture memories there.



SCHEDULE THE SESSION AROUND THE SUN

You may be familiar with the term “golden hour” aka the beautiful time of day just before the sun sets. This is when you want to shoot if you’re looking for that warm light in your photos. Planning ahead of time using your weather app to find out when sunset is ensures that you have plenty of time to shoot before the light is gone.

The early afternoon may sound like a good time for photos schedule-wise, but keep in mind that the light is much harsher at this time because the sun is directly overhead. Early morning light can also be magical, so if you’re a morning person, consider getting to your first location just as the sun starts to rise.

WEDDING

Collections

01

8 HOURS COVERAGE
ENGAGEMENT SESSION
800 - 1000 IMAGES
ONLINE WEDDING GALLERY
PERSONALIZED WEDDING
GIFT

\$4500



02

10 HOURS COVERAGE
ENGAGEMENT SESSION
1000-1200 IMAGES
ONLINE WEDDING GALLERY
PERSONALIZED WEDDING
GIFT

\$5500



03

ALL DAY COVERAGE
ENGAGEMENT SESSION
1500+ IMAGES
ONLINE WEDDING GALLERY
PERSONALIZED WEDDING
GIFT

\$6500



If you have any questions,
feel free to send Reneé a message!

* 8 hours of photography coverage

* Complimentary engagement session.

Includes one outfit, one location

* 800-1000 hand crafted, high-resolution images

* Online wedding gallery

* Fully loaded flash drive

* Copyright release for personal use of the images

* Personalized wedding gift (\$100 value)

\$4,500

Wedding PACKAGE ONE





Wedding PACKAGE TWO

\$5,500

- * 10 hours of photography coverage
- * Complimentary engagement session.
- Includes two outfits, one location
- * 1000-1200 hand crafted, high-resolution images
- * Online wedding gallery
- * Fully loaded flash drive
- * Copyright release for personal use of the images
- * Personalized wedding gift (\$200 value)





\$6,500

Wedding PACKAGE THREE

- * All day photography coverage (10+ hours)
- * Complimentary engagement session.
Includes two outfit, two locations
- * 1500+ hand crafted, high-resolution images
- * Online wedding gallery
- * Fully loaded flash drive
- * Copyright release for personal use of the images
- * Personalized wedding gift (\$300 value)





PRINTS & other PRODUCTS



PRINTS

4"x6" - \$10
5"x7" - \$15
8"x10" - \$20
12"x18" - \$40
18"x24" - \$50
24"x36" - \$60

CANVAS

5"x7" - \$65
8"x10" - \$75
11"x14" - \$95
12"x18" - \$105
20"x20" - \$140
24"x30" - \$190

ALBUMS

*pricing starting

8"x8" - \$185
10"x10" - \$210
12"x12" - \$230
11"x14" - \$250

SPECIAL OFFER

*Get 20% off 10 or more prints
Restrictions apply. Please contact us for details.*

CLIENT *love*

01

"SHE IS A PRO. WE
COULDN'T BE HAPPIER."

RENEÉ IS SO FUN TO WORK
WITH!! SHE KEPT
EVERYTHING ON TIME
THROUGHOUT OUR WEDDING
DAY SO EVERYONE ELSE
COULD RELAX AND ENJOY.

SHE IS A PRO AND WE
COULDN'T BE HAPPIER WITH
THE PICTURES WE HAVE
SEEN SO FAR!!

ZACK + JESS

02

"RENEÉ IS SO FUN TO WORK
WITH!!!"

SHE KEPT EVERYTHING ON
TIME THROUGHOUT OUR
WEDDING DAY SO EVERYONE
ELSE COULD RELAX AND
ENJOY. SHE IS A PRO AND
WE COULDN'T BE HAPPIER
WITH THE PICTURES WE
HAVE SEEN SO FAR!!

KOLE + SHELBY

03

"RENEE IS THE ABSOLUTE
BEST!"

FROM OUR ENGAGEMENT
PHOTO SESSION TO OUR
WEDDING DAY, SHE WAS
PREPARED, PROFESSIONAL,
AND READY TO MAKE US
LAUGH. THE PHOTOGRAPHS
SHE TAKES ARE UNIQUE AND
ABSOLUTELY
BREATHTAKING. SHE WILL
MAKE YOU FEEL AT EASE IN
FRONT OF THE CAMERA AND
LOOK AWESOME WHILE
DOING IT!
12/10 WOULD DEFINITELY
RECOMMEND YOU LET HER
CAPTURE YOUR MEMORIES!!

ERIK + MOLLY

Heidi & Shane



THE HAMILTONS
08.06.2022



Do you bring a second photographer?

Whether you want a second photographer is entirely up to you. I shoot many of my weddings solo. I'm very comfortable and confident in my ability to capture most typical wedding days on my own. That being said, there are definitely advantages to having two photographers.

How will we receive our photos?

Once your photos are ready, you will receive a link to a password protected online gallery that has all of the finished photos from your wedding day for you to view and download. You will also receive a loaded flash drive with your entire wedding gallery.



Are you willing to travel?

Definitely! Travel fees are applied if I'm going over 60 miles, which is charged both ways. Destinations that exceed two hours driving time each way may require overnight accommodations. Please inquire.

How Do I Book A Date?

Dates are reserved with a signed wedding photography contract and a deposit of 50% of the package fee is recieved.





CONTACT

Reneé Lamplot

WWW.SMALLSTORYPHOTOGRAPHY.COM

SMALLSTORYPHOTOGRAPHY@GMAIL.COM

402.922.2704