

**WRITTEN AND VIDEO INSTRUCTIONS INCLUDED!**

NAME: \_\_\_\_\_

*My Reading Bag*



Students can create their visual either online with Canva or with a printed copy of the previous page and using markers, drawn images, cut outs, etc.

## TEMPLATES AND EXAMPLES INCLUDED:

PERFECT FOR FINAL  
WEEKS OF SCHOOL!



# END OF YEAR

## Reading Recap Reflection

DEAR TEACHER FRIEND,

I hope that you and your students have had an amazing year. I hope that together you have discovered new authors and series, fallen in love with characters and book formats, explored new genres and devoured countless pages filled with wonder, adventure, triumph and fun. I hope that you have grown, gained empathy, and achieved great things. Books are truly magical and I hope they have enhanced your classroom and school year. If you've brought me along on your reading journey, thank you! I'm grateful to have been a part of it! **NOW - IT'S TIME TO CELEBRATE ALL OF THAT READING GOODNESS!!**

### You can use this resource to help students ...

- Reflect on their past year of reading
- Identify favorites
- Recognize achievements
- Make plans to continue reading in the future

I've included a variety of way to implement the concept of a reading recap/reflection. Browse the options and then pick the one that you think will work best for you and your students.

### In this resource you will find:

- Reading Recap Reflection 1 Pager
- Reading Bag Directions (written and video versions)
- Slides for Introducing Project and Sharing Completed Reading Bags
- Reading Bag Printable and Example

No matter how you use them, I hope you take time to celebrate the reading wins and growth you've achieved this year.

Happy teaching and happy reading!

- Amanda Zieba

(AKA: The Word Nerd)

P.S. Click **this link** and the, FILE MAKE A COPY to adjust any of the templates in this resource pack, and/or give access to your students so they can use the templates included to make an online version of their reading recap.

(Link: [https://www.canva.com/design/DAGFHhkg3Zc/x-R\\_bv8EiHDRV3lW54LEkg/edit?utm\\_content=DAGFHhkg3Zc&utm\\_campaign=designshare&utm\\_medium=link2&utm\\_source=sharebutton](https://www.canva.com/design/DAGFHhkg3Zc/x-R_bv8EiHDRV3lW54LEkg/edit?utm_content=DAGFHhkg3Zc&utm_campaign=designshare&utm_medium=link2&utm_source=sharebutton))





# END OF YEAR

## Reading Recap Reflection

Want a little **DIRECTION**?

Watch this video to learn how to implement this lesson!



If you prefer a written description in lieu of a video, visit the previous page in this document.


As always, if you have any questions, just email me at [wordnerd@amandazieba.com](mailto:wordnerd@amandazieba.com).

All my best teacher friend,  
Amanda Zieba

# Reflection

Name: \_\_\_\_\_

GRADE/YEAR: \_\_\_\_



## ON MY YEAR OF Reading

I AM *proud* THAT I ...

WHAT IS ONE THING YOU ARE PROUD OF THIS YEAR WHEN IT COMES TO READING?

*favorite* BOOK

*favofite* AUTHOR

*Looking Ahead...*

IN THIS BOX, WRITE A READING GOAL  
THAT YOU HAVE FOR THE FUTURE.

FAVORITE *Character*

*favofite* SETTING

FAVORITE *genre or format*

BOOK I WANT *to read this summer*



# my Reading Bag

Let's celebrate all the reading we did this year by filling our reading bag with books that remind of us where we've been on our reading journey!

## Step 1

- Find a bag that exemplifies your personality and represents YOU!

## Step 2

- Fill it with books, using the list below.

## Book List

- Favorite book from childhood
- Best book you read this year
- A book featuring your favorite character
- A book featuring a very cool setting
- The most \_\_\_\_\_ book you read this year.
  - (Fill in the book with an emotion/adjective, for example: suspenseful, sad, thrilling, exciting, etc.)
- A favorite author
- A reading achievement you are proud of
- A reading goal for the future
- A book you want to read this summer

If you don't have access to the actual books on your list, get creative! You can draw the cover, write the title on a notecard, cut out cover images from book order forms, or print a picture from online. The most important part is that you are thinking about and celebrating what you have read and how you have grown as a reader! :)



# my Reading Bag

## Book List

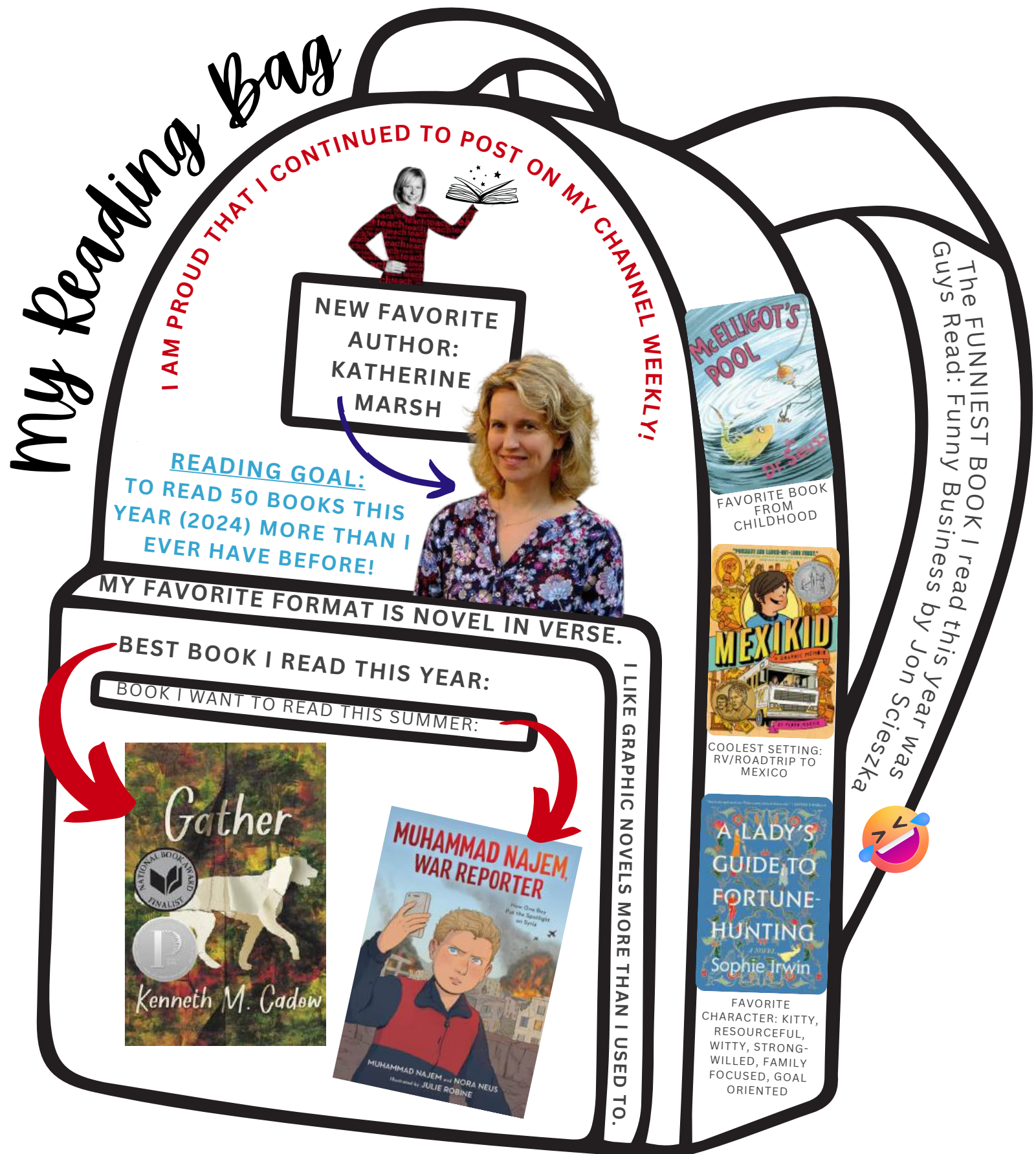
- ☐ Favorite book from childhood
- ☐ Best book you read this year
- ☐ A book featuring your favorite character
- ☐ A book featuring a very cool setting
- ☐ The most \_\_\_\_\_ book you read this year.  
(Fill in the book with an emotion/adjective, for example: suspenseful, sad, thrilling, exciting, etc.)
- ☐ A favorite author
- ☐ A reading achievement you are proud of
- ☐ A reading goal for the future
- ☐ A book you want to read this summer

Favorite Childhood Book	Best book I read this year	Favorite Character
Coollest Setting	Most _____ book I read this year	Favorite Author
Reading Achievement	Reading Goal	A book I want to read

NAME: \_\_\_\_\_





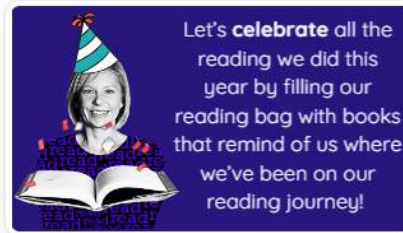




# Use these slides to introduce the project!



1



2



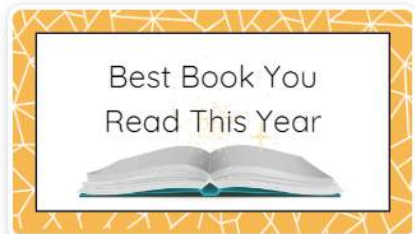
3




4



5




6



7



8



9



10




11



12



13



14



15

Slides link: [https://www.canva.com/design/DAGFI3eBYrg/uLwZ--uXLB\\_KrLopQgQtIw/edit?utm\\_content=DAGFI3eBYrg&utm\\_campaign=designshare&utm\\_medium=link2&utm\\_source=sharebutton](https://www.canva.com/design/DAGFI3eBYrg/uLwZ--uXLB_KrLopQgQtIw/edit?utm_content=DAGFI3eBYrg&utm_campaign=designshare&utm_medium=link2&utm_source=sharebutton)

# Use these slides to share when the reading bags are complete.

Teachers, you can add your books to the slides so you can share your answers too! There are two sets of share slides, ones with the teacher share and ones without... so you can decide how you want to do it. :) You can also just fill your own reading bag with physical books. It's up to you!



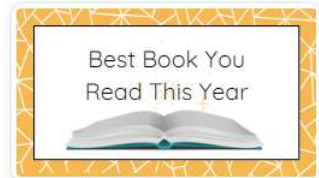
25



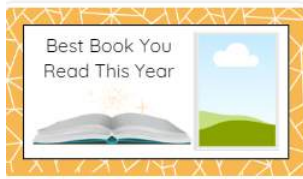
26



27



28



29



30




31




32



33



34



35




36



37



38



39



40



41



42



43



44



# Are you on my email list?

On the 1st and 3rd Thursday of every month I send out an email with **5 GOOD THINGS** for **TEACHERS**.



The list usually includes freebies, videos, resources, teacher pick-me-ups, lesson ideas and more. All for **FREE**.

To join, click [here](#) or visit:  
[www.amandazieba.com/teachersignup](http://www.amandazieba.com/teachersignup)

When you subscribe, you'll also get 6 days of incredible free resources including my continuously updated Google doc of 180+ First Chapter Friday titles and video links (as well as book genres, formats, reading levels, purchasing links and more!)

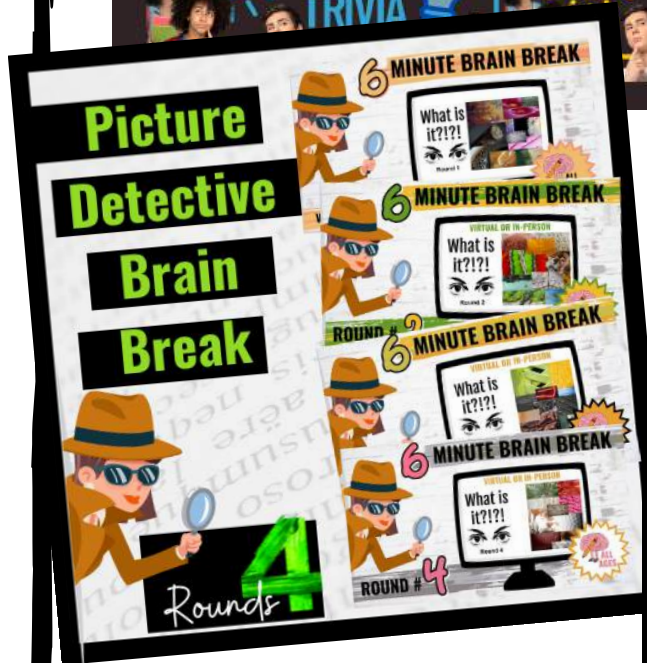
Questions? Just email me at [wordnerd@amandazieba.com](mailto:wordnerd@amandazieba.com).

The Word Nerd's First Chapter Friday Read Aloud Videos					
Channel Link: <a href="https://www.youtube.com/@AmandaZiebaTheWordNerd">https://www.youtube.com/@AmandaZiebaTheWordNerd</a>					
** Each book below has a specific information sheet with a book blurb, author bio and reading level (ATOS and Lexile) and also a place for a student response. They are all available in this <a href="#">Full Student Engagement Worksheet Bundle</a> , and also broken down into the year the read aloud video was posted. In the "additional resource link column" (column #1) I will note the year (2021, 2022 or 2023) so you can easily find which worksheet pack the title can be found.					
<ul style="list-style-type: none"><li>• <a href="#">2021 Student Engagement Worksheet Pack</a></li><li>• <a href="#">2022 Student Engagement Worksheet Pack</a></li><li>• <a href="#">2023 Student Engagement Worksheet Pack</a></li></ul>					
As always, if you have any questions, feel free to email me at <a href="mailto:wordnerd@amandazieba.com">wordnerd@amandazieba.com</a> . Happy listening and reading! - Amanda					
**Books are alphabetized by title					
Title and Author	Genre	Reading Levels (ATOS/Lexile)	Author Interview?	Book Link	Video Length
Additional Resource Links	Format	Reader Age (as listed by publisher)	Mystery Quote?	Video Link	Additional Notes
Alibi Junior High by Greg Logsted <a href="#">2021 Student Engagement Worksheet Pack</a>	Realistic Fiction/ Action Adv.	ATOS: 3.9 Lexile: N/A Age: 10-14	Int: Yes MQ: Yes	Book Link: <a href="https://amzn.to/3u89SR">https://amzn.to/3u89SR</a> Video Link: <a href="https://youtu.be/KFMDy_gfYYE">https://youtu.be/KFMDy_gfYYE</a>	25:55
A First Time for Everything By Dan Santat <a href="#">2023 Student Engagement Worksheet Pack</a>	Memoir Graphic Novel	ATOS: N/A Lexile: N/A Age: 10+	Int: No MQ: No	Book Link: <a href="https://amzn.to/46DQZ7E">https://amzn.to/46DQZ7E</a> Video Link: <a href="https://youtu.be/ZGQNSpl7d0">https://youtu.be/ZGQNSpl7d0</a>	8:43





Brain Breaks Also Available!



Videos on YouTube & Resources on TpT.