

"You're making amends."

"First, I'm sorry," Sylvester responded. "It's all such grown-up talk. I don't understand it. I don't understand half of it. But I'm certainly not going to be nice to people who are hostile to Sylvie."

"As if any of us would," Duplex exclaimed.

"I'm not going to put my hand against Sylvia's shoulder," Sylvie said. "She can crush up our loyalty a good deal faster than that."

"You're darling," Sylvie returned impulsively and glanced across at Marian. But for once the boy did not smile. He was looking at Sylvia, who was in a pocket, and was whispering it into the ear of the banker with meticulous care. "I don't want any more of you," he said. "I don't want any more of you."

"I'm not going to put my hand against Sylvia's shoulder," Sylvie said. "She can crush up our loyalty a good deal faster than that."

"You're darling," Sylvie returned impulsively and glanced across at Marian. But for once the boy did not smile. He was looking at Sylvia, who was in a pocket, and was whispering it into the ear of the banker with meticulous care. "I don't want any more of you," he said. "I don't want any more of you."

SPEED DATE

WITH A

B  ***K***



Thank you for purchasing this product! Whether you choose to use this in connection to Valentine's Day or any time you want to match students to a great book, I hope that you all have fun and find some great books you'd like to date!

Let's dive right in!

This activity can work a variety of ways. You can either turn your reader's loose in the library to hunt for their selections, or you could ask them to choose from a pre-selected collection of books. I have done this both ways and both work!

Then ask students to spend time browsing and then select four books to bring back to their workspace "to date". You will then hand out the "speed dating forms" and ask students to evaluate each of their choices through the provided questions. I will often use a timer, and tell students they must first look at their choice for a given time before being allowed to write the answers to their questions. This will force them to take a good look at each title to figure out what they like and do not like, rather than rush right through.

After the initial dating sessions you can have all sorts of great conversations about their final choices and how they went about making their selections. You can discuss parts of a book, cover images, blurbs, author name, the appeal of a series, book topic, and more. I have always found these discussions to be more rich after going through the "speed dating" process. You will also find an "after the date" check in sheet for students to fill out once they have been on a few dates with their book. For [video instructions](#), see the next page.

Happy Teaching!

Amanda Zieba

SPEED DATE

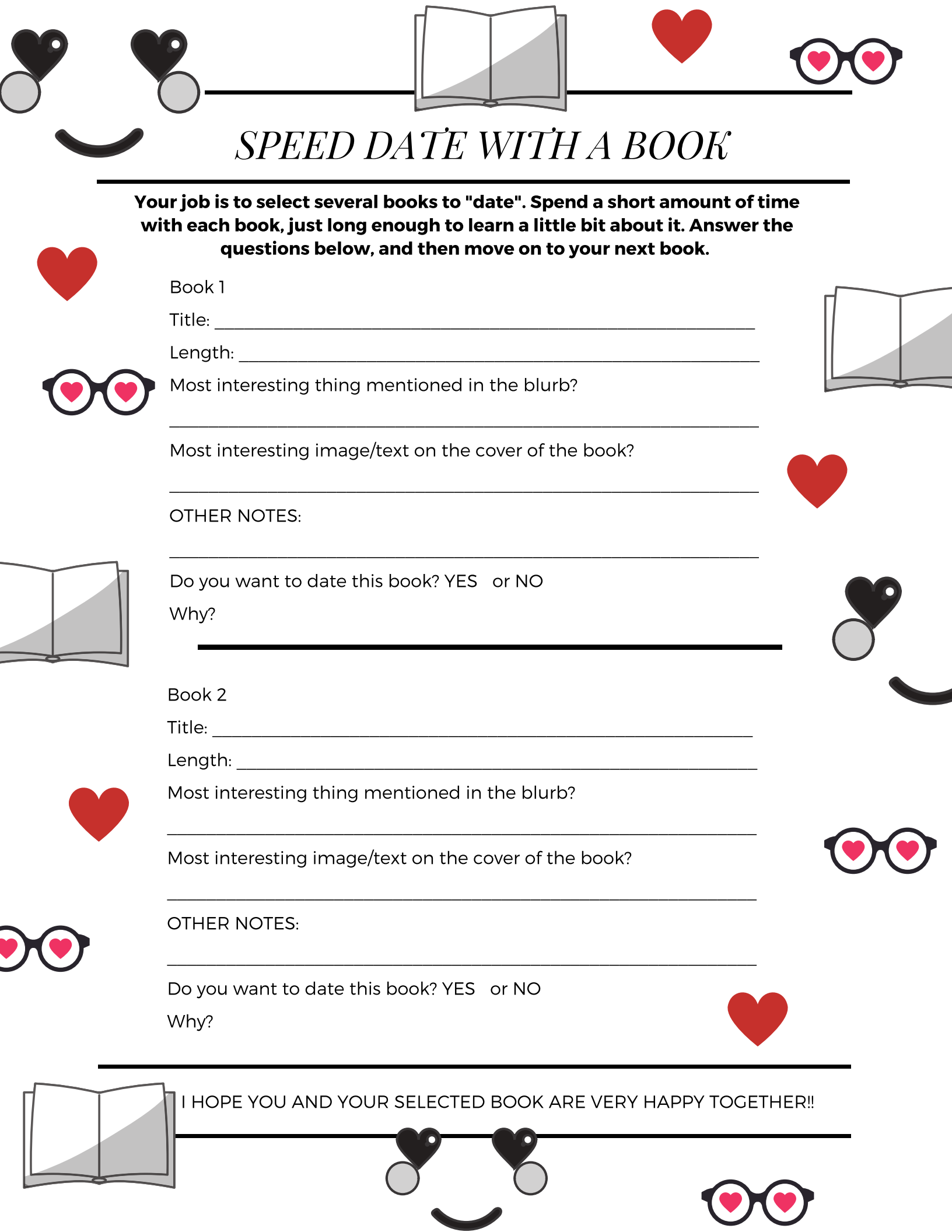
WITH A

B  ***K***



Here's a video that
will walk you through
the process!





SPEED DATE WITH A BOOK

Your job is to select several books to "date". Spend a short amount of time with each book, just long enough to learn a little bit about it. Answer the questions below, and then move on to your next book.

Book 1

Title: _____

Length: _____

Most interesting thing mentioned in the blurb?

Most interesting image/text on the cover of the book?

OTHER NOTES:

Do you want to date this book? YES or NO

Why?

Book 2

Title: _____

Length: _____

Most interesting thing mentioned in the blurb?

Most interesting image/text on the cover of the book?

OTHER NOTES:

Do you want to date this book? YES or NO

Why?

I HOPE YOU AND YOUR SELECTED BOOK ARE VERY HAPPY TOGETHER!!



SPEED DATE WITH A BOOK

Your job is to select several books to "date". Spend a short amount of time with each book, just long enough to learn a little bit about it. Answer the questions below, and then move on to your next book.



Book 3

Title: _____

Length: _____



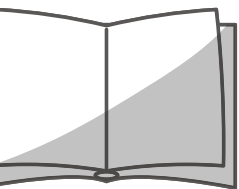
Most interesting thing mentioned in the blurb?

Most interesting image/text on the cover of the book?

OTHER NOTES:

Do you want to date this book? YES or NO

Why?



Book 4

Title: _____

Length: _____

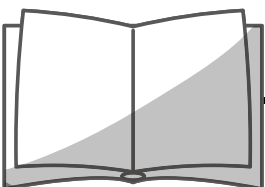
Most interesting thing mentioned in the blurb?

Most interesting image/text on the cover of the book?


OTHER NOTES:

Do you want to date this book? YES or NO

Why?



I HOPE YOU AND YOUR SELECTED BOOK ARE VERY HAPPY TOGETHER!!





I HOPE YOU AND YOUR SELECTED BOOK ARE VERY HAPPY TOGETHER!!





I HOPE YOU AND YOUR SELECTED BOOK ARE VERY HAPPY TOGETHER!!



SPEED DATE

WITH A

B  ***K***



How was your date?

It's time to check in! Have you fallen in love with your book, or are you needing to have another speed dating session? Can't make up your mind? Answer the below questions to help you decide.

1. What book did you decide to date? (at least for a little while.)
2. Did you finish the book? YES or NO If not, what page are you on?
3. (FICTION BOOKS ONLY) Who is the main character in your story? Can you relate to this person or make a connection with them/their life?
4. What is your book about? Is this a topic you still find interesting? What is one thing you have learned through reading/dating your book?
5. What is your favorite part of this book so far?
6. What is one thing you wish were different about this book?

Read your answers to the questions above. Do you want to continue to date this book? Yes or No?



SPEED DATE *WITH A*



Thank you for purchasing this product! I hope it was a fun and engaging addition to your classroom!


If you are on the hunt for more great ELA resources, come back to shop at my store, The Word Nerd, again!

If you'd like to stay connected, click "follow" on my TpT store page, or visit me online at my website (www.amandazieba.com) or on my Facebook page: [Learning with the Word Nerd](#).

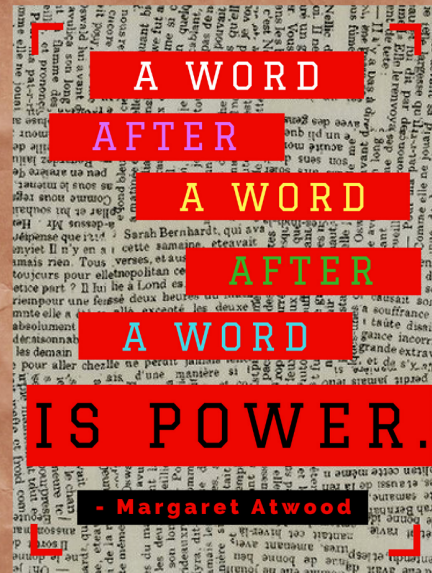
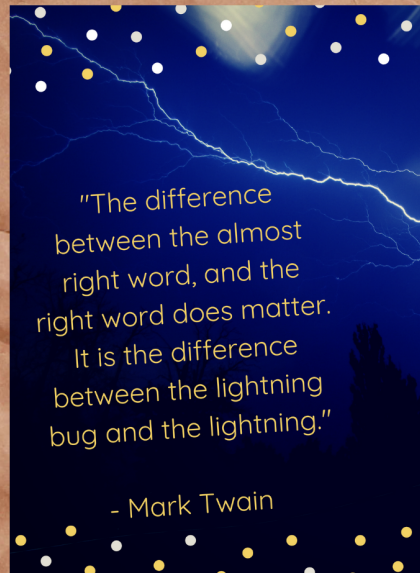
If you are looking for more great ways to engage, educate and entertain your students, I would be thrilled if you'd check out my books and literature unit studies! Or, if you are really up for something fun, we could set up a skype visit so that I could talk to your students about my writing process and share tons of tips, techniques and all sorts of word nerd passion with them.

I hope all is well in your world this week and that the weekend, however far away, arrives quickly so you can enjoy some well deserved rest!

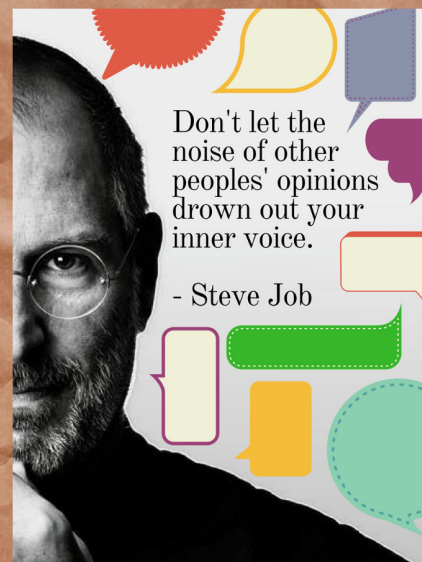
Happy Teaching!
Amanda Zieba
(aka: The Word Nerd)



Head here to grab you free motivational quote poster set for your classroom!



MOTIVATIONAL POSTERS



From Author Amanda Zieba