




INTERIOR MOULDING & TRIM



TABLE OF CONTENTS

- 6 ARCHITRAVE
- 8 BACK BAND
- 10 BASEBOARD
- 22 BASEBOARD CAP
- 24 BASEBOARD SHOE
- 26 CASING
- 42 CHAIR RAIL
- 46 CROWN
- 63 DOOR STOP
- 66 FLAT STOCK
- 68 JAMBS
- 70 PANEL MOULD
- 74 STOOL
- 78 MISCELLANEOUS



Items without a stocking icon next to the SKU are available at both branch locations. For interest in moulding profiles that are available in other regions, reach out to your local sales representative or log onto My Metrie for availability.



CROWNS

CASINGS

WAINSCOT

WINDOW STOOLS

PANEL MOULDS

BASEBOARDS

STORAGE, HANDLING, AND PREPARATION OF ALL MOULDINGS AND S4S BOARDS

Prior to installation, it is important to acclimate your moulding and trim products by storing them in the installation space for at least 3 days. Wood and wood based products can expand and contract depending on internal and external environmental moisture levels. For best results, be sure to store products in a dry location and transport only if fully protected from water. Keep products clean from dirt and debris and finish according to paint and stain manufacturers' recommendations.

LEGEND

OVERVIEW

STOCKING LOCATION LEGEND

- A** ATLANTA
- C** CHARLOTTE

SPECIES LEGEND

- MDF/UL** MDF/ULTRALITE
- FJRP** RAW FJ
- PIN** SOLID PINE
- RMDF** RAW MDF/ULTRALITE
- LVL** LAMINATED VENEER LUMBER
- O** OAK
- PFJ** PRIMED FJ PINE
- PVC** POLY VINYL CHLORIDE

CATEGORY DESCRIPTION

BASEBOARD

Great baseboards create a smooth transition from the floor to the wall, guiding you room to room. They work in harmony with your door and window casings, and should be taller than your casing for a proper installation.



12

Items without a stocking icon next to the SKU are available at both branch locations. For interest in items not available in other regions, reach out to your local sales representative or log onto My Metrie for more information.

PAGE NUMBER



g you seamlessly from
ould be slightly thinner

st in moulding profiles that
ie for availability.

SAP/SKU NUMBER

DIMENSIONS

MOULDING IMAGE

PRODUCT CATEGORY

BASEBOARD



STOCK CODE
623MD
(1566985)

DIMENSIONS
1/2" x 3-1/4" x 16'

MDF
/UL



STOCK CODE
623P
(1382947)

DIMENSIONS
9/16" x 3-1/4" x 16'

PFJ

623FJ
(1382944)

9/16" x 3-1/4" x 16'

FJRP

A 623
(1382942)

9/16" x 3-1/4" x RL (8-16')

PIN

FJRP FINGERJOINT RAW PINE MDF MDF/ULTRALITE PM SOLID PINE PFJ PRIMED FJ PINE

A ATLANTA
C CHARLOTTE

METRIE.COM

13

STOCKING LOCATION


SPECIES TYPE

IMAGE SHOWN IS FOR DISPLAY PURPOSE, AND PRODUCT MAY NOT BE AVAILABLE.

ARCHITRAVES

An architrave is a form of trim used to accent the top of a doorway, window or opening. It may also be referred to as a header or pediment. High above windows and doors, architraves work to add grandeur to any space – reducing miter lines and elevating your look.





STOCK CODE
1677969

DIMENSIONS
1-1/2" x 5-1/2" x 16'

MDF
/UL



STOCK CODE
A 5030M
(1382895)

DIMENSIONS
1-3/16" x 6-1/4" x 16'

MDF
/UL

BACK BAND

A backband is used in conjunction with a casing to create a thicker, more decorative look.




STOCK CODE
 **A** 1686891

DIMENSIONS
 $1\frac{1}{16}'' \times 1\frac{1}{16}'' \times 17'$

PFJ

280 $1\frac{1}{16}'' \times 1\frac{1}{16}'' \times \text{RL (8-16')}$
 (1382696)

PIN



STOCK CODE
 **C** 1684003

DIMENSIONS
 $1\frac{1}{16}'' \times 1\frac{1}{16}'' \times 16'$

PFJ

281 $1\frac{1}{16}'' \times 1\frac{1}{16}'' \times \text{RL (8-16')}$
 (1394402)


PIN



STOCK CODE
284P
(1394407)

DIMENSIONS
1-1/8" x 1-5/8" x 17'


PFJ



STOCK CODE
A 1674680

DIMENSIONS
1-5/16" x 1-5/16" x 17'

PFJ



STOCK CODE
A 282FJ
(1394406)

DIMENSIONS
1-5/8" x 1-3/8" x 17'

FJRP



STOCK CODE
A 200P
(1394361)

DIMENSIONS
1-3/8" x 2" x 17'

PFJ

BASEBOARD

Great baseboards create a smooth transition from the floor to the wall, guiding you seamlessly from room to room. They work in harmony with your door and window casings, and should be slightly thinner than your casing for a proper installation.





STOCK CODE
 **623MD**
 (1566985)

DIMENSIONS
 1/2" x 3-1/4" x 16'


MDF
/UL



STOCK CODE
623P
 (1382947)


DIMENSIONS
 9/16" x 3-1/4" x 16'

PFJ

 **623FJ**
 (1382944)

9/16" x 3-1/4" x 16'

FJRP

 **623**
 (1382942)

9/16" x 3-1/4" x RL (8-16')

PIN

BASEBOARD



STOCK CODE
620M
(1382937)

DIMENSIONS
1/2" x 4-1/4" x 16'

MDF
/UL

620P
(1394610)

9/16" x 4-1/4" x 16'

PFJ

A 620FJ
(1567253)

9/16" x 4-1/4" x 16'

FJRP

STOCK CODE
 618M
(1382932)

DIMENSIONS
1/2" x 5-1/4" x 16'

MDF
/UL

618P
(1382933)

9/16" x 5-1/4" x 16'

PFJ

A 618FJ
(1567252)

9/16" x 5-1/4" x 16'

FJRP



STOCK CODE

163EMD
(1394288)

A 18MM163E
(1394336)

163E7MD
(1394281)

H 163E9M
(1394285)

DIMENSIONS

9/16" x 5-1/4" x 16'

1 1/16" x 5-1/4" x 16'

9/16" x 7-1/4" x 16'

9/16" x 9-1/4" x 16'

MDF
/UL

A 163EP
(1382548)

163ESP
(1382551)

163E7SP
(1394284)

1 1/16" x 5-1/4" x 16'

9/16" x 5-1/4" x 16'

9/16" x 7-1/4" x 16'

PFJ

H **A** 163ESFJ
(1382550)

9/16" x 5-1/4" x 16'

FJRP

A 163E
(1461928)

1 1/16" x 5-1/4" x RL (8-16')

PIN

BASEBOARD



STOCK CODE
A 18MM163E7
 (1394337)

DIMENSIONS
 $1\frac{1}{16}'' \times 7\text{-}\frac{1}{4}'' \times 16'$

MDF
/UL

163E7P
 (1382542)

$1\frac{1}{16}'' \times 7\text{-}\frac{1}{4}'' \times 16'$

PFJ



STOCK CODE
 163EMSD
 (1394289)

DIMENSIONS
 $\frac{1}{2}'' \times 5\text{-}\frac{1}{4}'' \times 16'$

163E7MS
 (1394282)

$\frac{1}{2}'' \times 7\text{-}\frac{1}{4}'' \times 16'$

MDF
/UL



STOCK CODE
A 5180P
 (1394573)

DIMENSIONS
 $\frac{9}{16}'' \times 5\text{-}\frac{1}{4}'' \times 16'$

PFJ



STOCK CODE
A 1382988
A 1681669

DIMENSIONS
 1/2" x 5-1/4" x 16'
 1/2" x 7-1/4" x 16'

MDF /UL



STOCK CODE
C 1382989

DIMENSIONS
 9/16" x 5-1/4" x 16'

PFJ



STOCK CODE
A 1677449

DIMENSIONS
 1/2" x 5" x 16'

MDF /UL

BASEBOARD



STOCK CODE
A 1626223

DIMENSIONS
 1/2" x 6" x 16'

MDF
/UL



STOCK CODE
 713P
 (1382973)

DIMENSIONS
 9/16" x 3-1/4" x 16'

PFJ

A 713
 (1382972)

DIMENSIONS
 9/16" x 3-1/4" x RL (8-16')

PIN



STOCK CODE
A 1692574

DIMENSIONS
 9/16" x 4-1/4" x 16'

PFJ



STOCK CODE
1692576

DIMENSIONS
 $\frac{9}{16}$ " x 5- $\frac{1}{4}$ " x 16'

PFJ



STOCK CODE
A 1416244

DIMENSIONS
 $\frac{9}{16}$ " x 5- $\frac{1}{4}$ " x 16'

PFJ



STOCK CODE
CVS1B2PMD16
(1323956)

DIMENSIONS
 $\frac{9}{16}$ " x 5- $\frac{1}{2}$ " x 16'

1674704 $\frac{9}{16}$ " x 7- $\frac{1}{4}$ " x 16'

MDF /UL

C 1676052 $1\frac{9}{32}$ " x 5- $\frac{1}{2}$ " x 16'

PFJ

BASEBOARD



STOCK CODE DIMENSIONS
A 1521912 1/2" x 4-1/4" x 16'
MDF
/UL



STOCK CODE DIMENSIONS
C 3850BMD 9/16" x 5-1/2" x 16'
 (1405168)
MDF
/UL



STOCK CODE DIMENSIONS
A 1680231 9/16" x 5-1/2" x 16'
PFJ

1462168 9/16" x 4-1/4" x 16'
PFJ

BASEBOARD



STOCK CODE
A 1680232

DIMENSIONS
3/16" x 7-1/4" x 16'

PFJ



STOCK CODE
1692568

DIMENSIONS
3/16" x 5-1/4" x 16'

PFJ



STOCK CODE
1692569

DIMENSIONS
3/16" x 7-1/4" x 16'

PFJ

BASEBOARD



STOCK CODE
C 1382822

DIMENSIONS
9/16" x 3-1/2" x 16'

PFJ



STOCK CODE
C 3120BM
[1405121]

DIMENSIONS
9/16" x 3-1/2" x 16'

MDF
/UL



STOCK CODE
A 1699981

DIMENSIONS
9/16" x 5-1/4" x 16'

MDF
/UL

BASEBOARD



STOCK CODE
A 1699982

DIMENSIONS
1⁵/₃₂" x 3-1/4" x 16'

MDF /UL



STOCK CODE
1393458

DIMENSIONS
9/16" x 5-1/2" x 16'

PFJ



STOCK CODE
1684238

DIMENSIONS
9/16" x 7-1/4" x 16'

MDF /UL






MDF /UL MDF/ULTRALITE PFJ PRIMED FJ PINE

A ATLANTA
C CHARLOTTE

BASEBOARD CAP

Baseboard caps are traditionally installed on top of an eased or square edge baseboard to add height and a decorative element.



STOCK CODE	DIMENSIONS
 163P [1394296]	$1\frac{1}{16}'' \times 1\text{--}\frac{3}{8}'' \times 16'$ 
 163FJ [1382553]	$1\frac{1}{16}'' \times 1\text{--}\frac{3}{8}'' \times 16'$ 
163 [1394276]	$1\frac{1}{16}'' \times 1\text{--}\frac{3}{8}'' \times \text{RL (8-16')}$ 



STOCK CODE
C 1382566

DIMENSIONS
 $\frac{5}{8}$ " x $1\frac{1}{4}$ " x 16'

PFJ



STOCK CODE
 172
 (1394325)

DIMENSIONS
 $\frac{5}{8}$ " x $\frac{3}{4}$ " x RL (8-16')

PIN



STOCK CODE
C 166
 (1382563)

DIMENSIONS
 $\frac{5}{8}$ " x $1\frac{1}{4}$ " x RL (6-16')

PIN



STOCK CODE
 167P
 (1382569)

DIMENSIONS
 $1\frac{1}{16}$ " x $1\frac{1}{8}$ " x 16'

PFJ



STOCK CODE
A BC150FJP
 (1394672)



DIMENSIONS
 $2\frac{1}{32}$ " x $1\frac{13}{32}$ " x 16'

PFJ

BASE SHOES

Base shoes are versatile profiles that work to solve numerous moulding and trim needs. Base shoes are primarily used to trim flooring materials and are often used in combination with a traditional baseboard to conceal variations between the flooring and the base.



STOCK CODE	DIMENSIONS	
1521266	1/2" x 3/4" x 16'	PFJ
 126P (1682127)	1/2" x 3/4" x 16'	LVL
 126O (1394234)	1/2" x 3/4" x RL (8-16')	O
126 (1461861)	1/2" x 3/4" x RL (8-16')	PIN

Items without a stocking icon next to the SKU are available at both branch locations. For interest in moulding profiles that are available in other regions, reach out to your local sales representative or log onto My Metrie for availability.



STOCK CODE
C 1673912

DIMENSIONS
 $7/16" \times 3/4" \times 16'$

PFJ



STOCK CODE
 1270
 (1394236)
A 1695381

DIMENSIONS
 $3/8" \times 3/4" \times \text{RL (11-16')}$
 $3/8" \times 3/4" \times \text{RL (11-16')}$

O



STOCK CODE
H 1382479

DIMENSIONS
 $7/16" \times 11/16" \times 16'$

PFJ

A 129P
 (1676530)


$7/16" \times 11/16" \times 16'$

LVL

H 129
 (1394238)

$7/16" \times 11/16" \times \text{RL (8-16')}$

PIN



STOCK CODE
 1694178

DIMENSIONS
 $1/2" \times 3/4" \times 16'$

PFJ

A 131
 (1472771)

$1/2" \times 3/4" \times \text{RL (8-16')}$

PIN

CASING

Casing is used generously in spaces and is often the most visible moulding in a room. Casings are primarily used to go around a door or window, covering the gap between drywall and the door or window frame. Casings are generally thicker than base mouldings, they bring a room together: left to right, top to bottom.





STOCK CODE
A 387P
 [1394478]

DIMENSIONS
 $\frac{5}{8}$ " x 2- $\frac{1}{4}$ " x 16'

PFJ



STOCK CODE
A 324P185
 [1637309]

DIMENSIONS
 $1\frac{1}{16}$ " x 2- $\frac{1}{4}$ " x 85"

PFJ

A 324P
 [1394427]

$1\frac{1}{16}$ " x 2- $\frac{1}{4}$ " x 16'

A 324FJ185
 [1394425]

$1\frac{1}{16}$ " x 2- $\frac{1}{4}$ " x 85"

FJRP

A 324185
 [1394426]

$1\frac{1}{16}$ " x 2- $\frac{1}{4}$ " x 85"

A 324
 [1521753]

$1\frac{1}{16}$ " x 2- $\frac{1}{4}$ " x RL (7-16')

PIN



STOCK CODE
A 327P185
 [1382728]

DIMENSIONS
 $1\frac{1}{16}$ " x 2- $\frac{1}{4}$ " x 85"

PFJ

327P
 [1382725]

$1\frac{1}{16}$ " x 2- $\frac{1}{4}$ " x 14'

CASING



STOCK CODE
A 1416166

DIMENSIONS
9/16" x 2-1/4" x 85"

PFJ



STOCK CODE
1382857

DIMENSIONS
1 1/16" x 2-1/2" x 16'


PFJ



STOCK CODE
A 1694859

DIMENSIONS
1 1/16" x 2-1/4" x 17'

PFJ



STOCK CODE
 1382856
 1700069

DIMENSIONS
 $2\frac{1}{32}'' \times 2\text{-}\frac{1}{2}'' \times 16'$
 $2\frac{1}{32}'' \times 2\text{-}\frac{1}{2}'' \times 83\text{-}\frac{7}{8}''$

PFJ



STOCK CODE
 A 1699983

DIMENSIONS
 $2\frac{1}{32}'' \times 2\text{-}\frac{1}{2}'' \times 16'$

MDF /UL



STOCK CODE
 1382811

DIMENSIONS
 $1\frac{1}{16}'' \times 3\text{-}\frac{1}{2}'' \times 16'$

PFJ

CASING



STOCK CODE
C 1484991

DIMENSIONS
 1" x 3-1/4" x 16'

MDF
/UL



STOCK CODE
A 366M
 (1394461)

DIMENSIONS
 9/16" x 2-1/4" x 14'

MDF
/UL

366PI85 11/16" x 2-1/4" x 85"
 (1394463)

366P 11/16" x 2-1/4" x 17'
 (1416106)

PFJ

366 11/16" x 2-1/4" x RL (7-16')
 (1382766)

PIN



STOCK CODE
C 442P
 (1394507)

DIMENSIONS
 11/16" x 2-1/4" x 14'

PFJ



STOCK CODE
 🏠 356MD
 (1394451)

Ⓐ 1690426

DIMENSIONS
 $\frac{5}{8}$ " x 2- $\frac{1}{4}$ " x 14'

$\frac{5}{8}$ " x 2- $\frac{1}{4}$ " x 85"

MDF
/UL

🏠 356PI85
 (1382748)

🏠 356P
 (1416093)

Ⓒ 1693396

Ⓒ 1416094

$\frac{5}{8}$ " x 2- $\frac{1}{4}$ " x 85"

$\frac{5}{8}$ " x 2- $\frac{1}{4}$ " x 17'

$\frac{5}{8}$ " x 2- $\frac{1}{4}$ " x 83- $\frac{1}{2}$ "

$\frac{5}{8}$ " x 2- $\frac{1}{4}$ " x 102"

PFJ

356FJI85
 (1382743)

356FJ
 (1638047)

$\frac{5}{8}$ " x 2- $\frac{1}{4}$ " x 85"

$\frac{5}{8}$ " x 2- $\frac{1}{4}$ " x 17'

FJRP

Ⓐ 356I85
 (1394450)

Ⓐ 356
 (1462115)

$2\frac{1}{32}$ " x 2- $\frac{1}{4}$ " x 85"

$2\frac{1}{32}$ " x 2- $\frac{1}{4}$ " x RL (7-16')

PIN



STOCK CODE
 376PF17
 (1394471)

1692246

1762441

DIMENSIONS
 $1\frac{1}{16}$ " x 2- $\frac{1}{4}$ " x 17'

$\frac{9}{16}$ " x 2- $\frac{1}{4}$ " x 16'

$\frac{9}{16}$ " x 2- $\frac{1}{4}$ " x 83- $\frac{5}{8}$ "

PFJ

MDF
/UL



STOCK CODE
 445M
 (1382843)

🏠 445PI87
 (1382849)

Ⓒ 1416149

🏠 445PF17
 (1394520)

Ⓐ 445FJI87
 (1382841)

Ⓐ 445FJF17
 (1394516)

Ⓐ 445FJI102
 (1405210)

DIMENSIONS
 $\frac{9}{16}$ " x 3- $\frac{1}{4}$ " x 16'

$1\frac{1}{16}$ " x 3- $\frac{1}{4}$ " x 87"

$1\frac{1}{16}$ " x 3- $\frac{1}{4}$ " x 102"

$1\frac{1}{16}$ " x 3- $\frac{1}{4}$ " x 17'

$1\frac{1}{16}$ " x 3- $\frac{1}{4}$ " x 87"

$1\frac{1}{16}$ " x 3- $\frac{1}{4}$ " x 17'

$1\frac{1}{16}$ " x 3- $\frac{1}{4}$ " x 102"

MDF
/UL

PFJ

FJRP

CASING



STOCK CODE
A 371P
 (1394465)

DIMENSIONS
 $1\frac{1}{16}'' \times 2\frac{15}{16}'' \times 15'$

PFJ



STOCK CODE
A 361PF17
 (1394457)

DIMENSIONS
 $1\frac{1}{16}'' \times 3\frac{1}{4}'' \times 17'$

A 361PI87
 (1394458)

$1\frac{1}{16}'' \times 3\frac{1}{4}'' \times 87''$

PFJ



STOCK CODE
C 444LM
 (1394512)

DIMENSIONS
 $\frac{9}{16}'' \times 3\frac{1}{4}'' \times 16'$

MDF
/UL

A 444LPI87
 (1394513)

$1\frac{1}{16}'' \times 3\frac{1}{4}'' \times 17'$

A 444LPI87
 (1394514)

$1\frac{1}{16}'' \times 3\frac{1}{4}'' \times 87''$

A 1694165

$1\frac{1}{16}'' \times 3\frac{1}{4}'' \times 102''$

PFJ

A 444LFJF17
 (1394510)

$1\frac{1}{16}'' \times 3\frac{1}{4}'' \times 17'$

A 444LFJI87
 (1394511)

$1\frac{1}{16}'' \times 3\frac{1}{4}'' \times 87''$

FJRP



STOCK CODE
504LPF17
(1394566)

DIMENSIONS

$1\frac{1}{16}'' \times 2\text{-}\frac{3}{16}'' \times 17'$

PFJ



STOCK CODE

A 401LP
(1394491)

DIMENSIONS

$1\frac{1}{16}'' \times 2\text{-}\frac{3}{4}'' \times 17'$

A 401LP187
(1394492)

$1\frac{1}{16}'' \times 2\text{-}\frac{3}{4}'' \times 87''$

PFJ



STOCK CODE

A 522P
(1394577)

DIMENSIONS

$\frac{3}{4}'' \times 3\text{-}\frac{1}{2}'' \times 17'$

PFJ

CASING




STOCK CODE DIMENSIONS
1692575 $1\frac{1}{16}'' \times 2\text{-}\frac{3}{4}'' \times 17'$

PFJ



STOCK CODE DIMENSIONS
1692577 $1\frac{1}{16}'' \times 3\text{-}\frac{1}{4}'' \times 17'$

PFJ



STOCK CODE DIMENSIONS
A 1692570 $1\frac{1}{16}'' \times 2\text{-}\frac{3}{4}'' \times 17'$

PFJ



STOCK CODE
A 1692571

DIMENSIONS
 $1\frac{1}{16}'' \times 3\frac{1}{2}'' \times 17'$

PFJ



STOCK CODE
A 1683696

DIMENSIONS
 $1\frac{1}{16}'' \times 3\frac{1}{2}'' \times 17'$

PFJ



STOCK CODE
 1682984

DIMENSIONS
 $\frac{3}{4}'' \times 3\frac{1}{2}'' \times 17'$

MDF
/UL

CASING



STOCK CODE
A 1677973

DIMENSIONS
 $\frac{5}{8}$ " x 3- $\frac{1}{4}$ " x 17'

MDF
/UL



STOCK CODE
C 1680633

DIMENSIONS
 $1\text{-}\frac{1}{16}$ " x 3- $\frac{11}{16}$ " x 17'

PFJ



STOCK CODE
A 481BBM
 (1394546)

DIMENSIONS
 $\frac{11}{16}$ " x 3- $\frac{1}{2}$ " x 16'

A 481BBM190
 (1394547)

$\frac{11}{16}$ " x 3- $\frac{1}{2}$ " x 90"

MDF
/UL

A 1693735 $\frac{11}{16}$ " x 3- $\frac{1}{2}$ " x 17'

A 1693736 $\frac{11}{16}$ " x 3- $\frac{1}{2}$ " x 87"

PFJ

A 481SFJF17
 (1671103)

$\frac{11}{16}$ " x 3- $\frac{1}{2}$ " x 17'

FJRP



STOCK CODE
A 534P
 (1394589)

DIMENSIONS
 1-1/16" x 3-1/2" x 17'

PFJ



STOCK CODE
A 399PF17
 (1394487)

DIMENSIONS
 2⁹/₃₂" x 3-7/32" x 17'

A 399PI88
 (1394488)

2⁹/₃₂" x 3-7/32" x 88"

A 1678975

2⁹/₃₂" x 3-7/32" x 103"

PFJ



STOCK CODE
A 1694850

DIMENSIONS
 1-1/16" x 3-1/2" x 17'

PFJ

CASING



STOCK CODE
C 1694175

DIMENSIONS
 1-1/16" x 3-3/4" x 17'

PFJ



STOCK CODE
 523M
 (1382899)

DIMENSIONS
 1" x 3-1/2" x 16'



MDF
/UL



STOCK CODE
A 524P
 (1394585)

DIMENSIONS
 1" x 4-1/4" x 17'

PFJ

-  **A** 523PI88 (1394584) 1-1/16" x 3-1/2" x 88"
- A** 1416207 1-1/16" x 3-1/2" x 102"
-  **A** 523P (1462226) 1-1/16" x 3-1/2" x 17'

PFJ

- 523FJ (1394578) 1-1/16" x 3-1/2" x 17'
- A** 523FJI102 (1394579) 1-1/16" x 3-1/2" x 102"
- A** 523FJI88 (1394580) 1-1/16" x 3-1/2" x 88"

FJRP



STOCK CODE
481BP
(1394548)

DIMENSIONS
1-³/₁₆" x 4-¹/₄" x 17'

PFJ



STOCK CODE
A 481PF17
(1394549)

DIMENSIONS
1-³/₁₆" x 4-⁹/₁₆" x 17'

PFJ



STOCK CODE
A 553P
(1394594)

DIMENSIONS
2¹/₃₂" x 3-¹⁵/₃₂" x 17'

PFJ



STOCK CODE
A 341P
(1394438)

DIMENSIONS

$1\frac{1}{16}'' \times 3\frac{1}{2}'' \times 17'$

PFJ



STOCK CODE
A 1394446

DIMENSIONS

$1\frac{1}{16}'' \times 3\frac{1}{2}'' \times 17'$

PFJ



STOCK CODE
A 425P
(1394499)

DIMENSIONS
1 1/16" x 4-1/4" x 17'

PFJ



STOCK CODE
A 606P
(1394599)

DIMENSIONS
1 1/16" x 5-1/2" x 16'

PFJ

CHAIR RAIL

Chair rail creates a beautiful room accent that's practical, yet decorative. Applied to a wall anywhere from 24 to 72 inches up from the floor, they can be used to protect the wall from scuffs and dents from the backs of chairs. The chair rail runs along the wall, parallel with the baseboard and is often paired with a wainscot treatment.





STOCK CODE
300P
(1382712)

DIMENSIONS
1-1/16" x 3" x 16'

PFJ



STOCK CODE
390P
(1382796)

DIMENSIONS
1 1/16" x 2-5/8" x 16'

PFJ



STOCK CODE
298P
(1394412)

DIMENSIONS
1 1/16" x 2-3/4" x 16'

PFJ

CHAIR RAIL



STOCK CODE
A 297P
 (1382708)

DIMENSIONS
 1 1/16" x 3" x 16'

PFJ



STOCK CODE
 397M
 (1382798)

DIMENSIONS
 1" x 3-1/2" x 16'

MDF
 /UL



STOCK CODE
C 1416125

DIMENSIONS
 1" x 3-9/16" x 16'

PFJ

CHAIR RAIL



STOCK CODE
1692572

DIMENSIONS
9/16" x 3" x 16'

PFJ



STOCK CODE

C 956WWM 1/2" x 4-1/4" x 16'
(1383087)

C 956LWWM 1/2" x 5-1/4" x 16'
(1394648)

MDF
/UL

A 957P 1/2" x 4-1/2" x 16'
(1394652)

PFJ



STOCK CODE

A **C** 398FJ 1/2" x 5-1/4" x 16'
(1394486)

FJRP

CROWN

Crown moulding is versatile. Designed to sit at an angle between the wall and ceiling, it can be used as part of the mantel on a fireplace surround, integrated into the architrave or header over a door or window, or to encase the top of a column.



STOCK CODE
 🏠 52P
 (1394587)

DIMENSIONS
 $\frac{9}{16}'' \times 2\text{-}\frac{3}{4}'' \times 16'$

PFJ

Ⓐ 52
 (1416201)

$\frac{9}{16}'' \times 2\text{-}\frac{3}{4}'' \times \text{RL (8-16')}$

PIN



STOCK CODE
 49MD
 (1394558)

DIMENSIONS
 $\frac{17}{32}'' \times 3\text{-}\frac{19}{32}'' \times 16'$

MDF
 /UL

🏠 Ⓐ 49SMD
 (1394559)

$\frac{15}{32}'' \times 3\text{-}\frac{5}{8}'' \times 16'$

🏠 49LP
 (1382885)

$\frac{9}{16}'' \times 3\text{-}\frac{9}{16}'' \times 16'$

PFJ

🏠 49LFJ
 (1382884)

$\frac{9}{16}'' \times 3\text{-}\frac{9}{16}'' \times 16'$

FJRP



STOCK CODE
 49L
 (1382883)

DIMENSIONS
 $\frac{1}{2}'' \times 3\text{-}\frac{9}{16}'' \times \text{RL (8-16')}$

PIN



STOCK CODE
54P
(1394593)

DIMENSIONS
 $\frac{9}{16}'' \times 2\text{-}\frac{1}{4}'' \times 16'$


PFJ



STOCK CODE
60
(1394596)

DIMENSIONS
 $\frac{9}{16}'' \times 1\text{-}\frac{3}{4}'' \times \text{RL (8-16')}$

PIN



STOCK CODE
A 51P
(1394575)

DIMENSIONS
 $\frac{9}{16}'' \times 3\text{-}\frac{1}{4}'' \times 16'$

PFJ

STOCK CODE
A 51
(1394568)

DIMENSIONS
 $\frac{9}{16}'' \times 3\text{-}\frac{1}{4}'' \times 16'$

PIN



STOCK CODE
A 48M
(1394550)

DIMENSIONS
9/16" x 4-1/4" x 16'

MDF
/UL



STOCK CODE
A 48P
(1394551)


DIMENSIONS
9/16" x 4-1/4" x 16'

PFJ



CROWN

STOCK CODE

 47MD
(1394542)

DIMENSIONS

$\frac{9}{16}$ " x 4- $\frac{5}{8}$ " x 16'

MDF
/UL


 47LFJ
(1382873)

$\frac{9}{16}$ " x 4- $\frac{9}{16}$ " x 16'

FJRP



STOCK CODE

 47LP
(1382874)

DIMENSIONS

$\frac{9}{16}$ " x 4- $\frac{9}{16}$ " x 16'

PFJ

47L
(1382872)

$\frac{9}{16}$ " x 4- $\frac{9}{16}$ " x RL (6-16')

PIN





STOCK CODE
A 1328541
A 1328544

DIMENSIONS
1-³/₁₆" x 5-¹/₄" x 16'
1-³/₁₆" x 6-³/₄" x 16'

MDF
/UL



STOCK CODE
45MD
(1394528)

DIMENSIONS
⁹/₁₆" x 5-³/₁₆" x 16'

MDF
/UL

CROWN

STOCK CODE
45LP
(1394526)

DIMENSIONS
 $9/16" \times 5-3/16" \times 16'$


PFJ




STOCK CODE
45P
(1382863)

DIMENSIONS
 $11/16" \times 5-1/4" \times 16'$

PFJ






STOCK CODE
A 45
(1394522)

DIMENSIONS
 $\frac{9}{16}$ " x $5\text{-}\frac{3}{16}$ " x RL (8-16')

PIN



STOCK CODE
C 37CCM
(1394475)

DIMENSIONS
 $\frac{9}{16}$ " x 5" x 16'

**MDF
/UL**

CROWN

 **STOCK CODE**
A 1680590

DIMENSIONS
2¹/₃₂" x 4-¹/₄" x 16'


MDF
/UL



STOCK CODE
A 43M
(1382827)

DIMENSIONS
1" x 6-¹⁵/₁₆" x 16'

MDF
/UL





STOCK CODE
504LMS
(1394564)

DIMENSIONS
1 1/16" x 7" x 16'

MDF
/UL



STOCK CODE
A 655M
(1394617)

DIMENSIONS
3/4" x 5-1/4" x 16'

MDF
/UL

CROWN



STOCK CODE

* 2413M
[1394389]

DIMENSIONS

$1\frac{3}{16}'' \times 5\text{-}\frac{1}{4}'' \times 16'$

MDF
/UL



STOCK CODE

A 440M
[1644964]

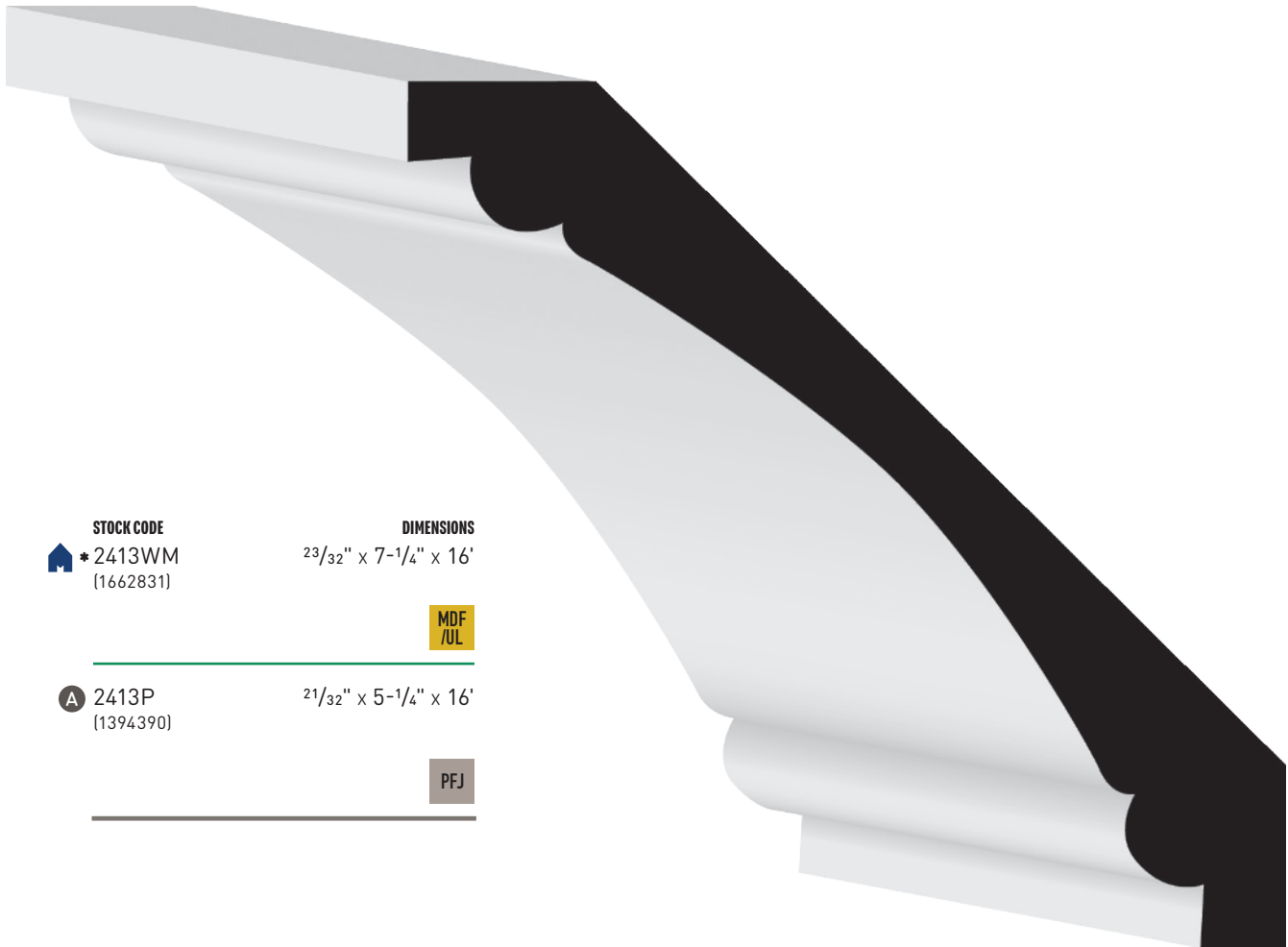
DIMENSIONS

$2\frac{1}{32}'' \times 4\text{-}\frac{1}{4}'' \times 16'$

MDF
/UL

*Due to size restrictions, this moulding profile is displayed at 75% of actual size

Items without a stocking icon next to the SKU are available at both branch locations. For interest in moulding profiles that are available in other regions, reach out to your local sales representative or log onto My Metrie for availability.



STOCK CODE
*2413WM
(1662831)

DIMENSIONS
 $2\frac{3}{32}'' \times 7\frac{1}{4}'' \times 16'$

MDF
/UL

A 2413P
(1394390)

$2\frac{1}{32}'' \times 5\frac{1}{4}'' \times 16'$

PFJ

STOCK CODE
*2153M
(1394376)

DIMENSIONS
 $\frac{3}{4}'' \times 5\frac{1}{4}'' \times 16'$

MDF
/UL

*Due to size restrictions, these moulding profiles are displayed at 75% of actual size

MDF/UL MDF/ULTRALITE PFJ PRIMED FJ PINE

A ATLANTA
C CHARLOTTE

CROWN



STOCK CODE
* **A** 600M
(1644965)

DIMENSIONS
 $2\frac{3}{32}'' \times 6\text{-}\frac{3}{8}'' \times 16'$

STOCK CODE
* **H** 505M
(1394567)

DIMENSIONS
 $1'' \times 7'' \times 16'$

MDF
/UL



STOCK CODE
* **A** 39M
(1394489)

DIMENSIONS
 $1'' \times 7\text{-}\frac{3}{16}'' \times 16'$

MDF
/UL

*Due to size restrictions, these moulding profiles are displayed at 75% of actual size

Items without a stocking icon next to the SKU are available at both branch locations. For interest in moulding profiles that are available in other regions, reach out to your local sales representative or log onto My Metrie for availability.



STOCK CODE
C CTC1W3
(1675702)

DIMENSIONS
1" x 4-1/4" x 16'

MDF
/UL



STOCK CODE
* 41M
(1382814)


DIMENSIONS
1-3/16" x 6-5/16" x 16'

MDF
/UL

*Due to size restrictions, this moulding profile is displayed at 75% of actual size

MDF
/UL MDF/ULTRALITE

A ATLANTA
C CHARLOTTE



STOCK CODE

C 41SM
(1394496)

DIMENSIONS

7/8" x 4-5/16" x 16'

MDF
/UL



STOCK CODE
*41WM
(1394497)


DIMENSIONS
1-1/8" x 8" x 16'

MDF
/UL

***Due to size restrictions this moulding profile is displayed at 75% of actual size.**

MDF/ULTRALITE

A ATLANTA
C CHARLOTTE



STOCK CODE
* **A** 675M
(1394618)

DIMENSIONS
 $\frac{3}{4}$ " x $7\frac{1}{4}$ " x 16'

MDF
/UL

*Due to size restrictions this moulding profile is displayed at 75% of actual size.

Items without a stocking icon next to the SKU are available at both branch locations. For interest in moulding profiles that are available in other regions, reach out to your local sales representative or log onto My Metrie for availability.

A door stop is attached to the door jamb on both sides and at the top. It is where the door comes to a rest when it is closed, stopping the door from moving any further and covering the gap that would otherwise appear between the door and the jamb. In window trim, a stop holds the bottom sash of a double-hung window in place and can also be used as an apron under window stools.



DOOR STOP

Items without a stocking icon next to the SKU are available at both branch locations. For interest in moulding profiles that are available in other regions, reach out to your local sales representative or log onto My Metrie for availability.

DOOR STOP



STOCK CODE
A 886
 (1462392)

DIMENSIONS
 $\frac{3}{8}'' \times 1\text{-}\frac{3}{8}'' \times \text{RL (8-16')}$

PIN



STOCK CODE
A 876
 (1394633)

DIMENSIONS
 $\frac{7}{16}'' \times 1\text{-}\frac{3}{8}'' \times \text{RL (8-16')}$

PIN



STOCK CODE
A 1685883
A 1688812
A 1694958

DIMENSIONS
 $\frac{11}{32}'' \times 1\text{-}\frac{7}{32}'' \times 17''$
 $\frac{11}{32}'' \times 1\text{-}\frac{7}{32}'' \times 81''$
 $\frac{11}{32}'' \times 1\text{-}\frac{7}{32}'' \times 97''$

PFJ

A 1686930
A 1700585
A 1696175

DIMENSIONS
 $\frac{11}{32}'' \times 1\text{-}\frac{7}{32}'' \times 85''$
 $\frac{11}{32}'' \times 1\text{-}\frac{7}{32}'' \times 97''$
 $\frac{11}{32}'' \times 1\text{-}\frac{7}{32}'' \times \text{RL (8-16')}$

PIN



STOCK CODE
C 1681975

DIMENSIONS
 $\frac{3}{8}'' \times 1\text{-}\frac{3}{8}'' \times 80\text{-}\frac{5}{8}''$


PFJ



STOCK CODE
A 942
 (1394644)

DIMENSIONS
 $\frac{3}{8}$ " x $\frac{5}{8}$ " x RL 8-16'


PIN



STOCK CODE
B 941
 (1394643)

DIMENSIONS
 $\frac{3}{8}$ " x $\frac{3}{4}$ " x RL (8-16')

PIN



STOCK CODE
B 940
 (1394642)

DIMENSIONS
 $\frac{3}{8}$ " x $\frac{7}{8}$ " x RL (8-16')

PIN



STOCK CODE
C 935
 (1394639)

DIMENSIONS
 $\frac{3}{8}$ " x $1-\frac{5}{8}$ " x RL (8-16')

937
 (1394640)

$\frac{3}{8}$ " x $1-\frac{1}{4}$ " x RL (8-16')


A 946
 (1522341)

$\frac{3}{8}$ " x $1-\frac{3}{8}$ " x RL (7-16')

PIN

FLAT STOCK

Flat Stock is finished boards that are used for a multitude of purposes, including shelving, window ledges, base, and casing.



STOCK CODE	THICKNESS	HEIGHT	LENGTH	SPECIES	STOCK CODE	THICKNESS	HEIGHT	LENGTH	SPECIES
12S4SM (1577645)	1 ¹ / ₁₆ "	1-1/2"	16'	MDF /UL	18S4SP1 (1394347)	2 ¹ / ₃₂ "	7-1/4"	16'	PFJ
C 1678003	1 ¹ / ₁₆ "	2-1/2"	16'	MDF /UL	110S4SP1 (1394185)	2 ¹ / ₃₂ "	9-1/4"	16'	PFJ
A 1689641	1 ¹ / ₁₆ "	3-1/2"	81-1/4"	MDF /UL	112S4SP1 (1382427)	2 ¹ / ₃₂ "	11-1/4"	16'	PFJ
A 1681158	1 ¹ / ₁₆ "	3-1/2"	88"	MDF /UL	249P (1394393)	1 ¹ / ₁₆ "	1-1/2"	16'	PFJ
14S4SM (1566875)	1 ¹ / ₁₆ "	3-1/2"	16'	MDF /UL	C 1680727	2 ³ / ₃₂ "	1-1/2"	16'	PFJ
A 1415977	1 ¹ / ₁₆ "	3-1/2"	17'	MDF /UL	1382734	2 ³ / ₃₂ "	3-1/2"	16'	PFJ
C 16S4SM (1511011)	1 ¹ / ₁₆ "	5-1/2"	16'	MDF /UL	C 1688865	2 ³ / ₃₂ "	3-1/2"	17'	PFJ
18S4SM (1511014)	1 ¹ / ₁₆ "	7-1/4"	16'	MDF /UL	346S4SP (1382738)	2 ³ / ₃₂ "	5-1/2"	16'	PFJ
110S4SM (1521204)	1 ¹ / ₁₆ "	9-1/4"	16'	MDF /UL	348S4SP (1382740)	2 ³ / ₃₂ "	7-1/4"	16'	PFJ
112S4SM (1484204)	1 ¹ / ₁₆ "	11-1/4"	16'	MDF /UL	3410S4SP (1382732)	2 ³ / ₃₂ "	9-1/4"	16'	PFJ
A 1415927	1 ¹ / ₁₆ "	11-1/4"	18'	MDF /UL	3412S4SP (1382733)	2 ³ / ₃₂ "	11-1/4"	16'	PFJ
C 1484904	1"	3-1/2"	16'	MDF /UL	544S4SP1 (1405286)	1"	3-1/2"	16'	PFJ
C 546S4SM (1394591)	1"	5-1/2"	16'	MDF /UL	C 546S4SP1 (1688860)	1"	5-1/2"	16'	PFJ
A 1693415	3/8"	3-1/2"	87"	PFJ	C 548S4SP1 (1405290)	1"	7-1/4"	16'	PFJ
1577740	3/8"	3-1/2"	17'	PFJ	C 5412S4SP1 (1405285)	1"	11-1/4"	16'	PFJ
1416328	3/8"	5-1/2"	16'	PFJ	C 249 (1394391)	1 ¹ / ₁₆ "	1-1/2"	RL (8-16')	PIN
C 98S4SP (1688856)	3/8"	7-1/4"	16'	PFJ	A 14S4SMR (1394259)	3/4"	3-1/2"	16'	RMDF
C 1696700	2 ¹ / ₃₂ "	2-1/2"	81-3/4"	PFJ	A 16S4SMR (1394309)	3/4"	5-1/2"	16'	RMDF
1697003	2 ¹ / ₃₂ "	2-1/2"	85"	PFJ	A 18S4SMR (1394345)	3/4"	7-1/4"	16'	RMDF
1697002	2 ¹ / ₃₂ "	2-1/2"	17'	PFJ	A 110S4SMR (1394183)	3/4"	9-1/4"	16'	RMDF
1686516	2 ¹ / ₃₂ "	3-1/2"	81-1/4"	PFJ	112S4SMR (1394204)	3/4"	11-1/4"	16'	RMDF
C 1694862	2 ¹ / ₃₂ "	3-1/2"	84-3/4"	PFJ	116S4SMR (1673320)	3/4"	15-1/4"	16'	RMDF
A 1682686	2 ¹ / ₃₂ "	3-1/2"	88"	PFJ					
C 1677899	2 ¹ / ₃₂ "	3-1/2"	90"	PFJ					
A 1686517	2 ¹ / ₃₂ "	3-1/2"	97-1/4"	PFJ					
1577743	2 ¹ / ₃₂ "	3-1/2"	102"	PFJ					
C 1697526	2 ¹ / ₃₂ "	3-1/2"	102"	PFJ					
14S4SP1 (1382528)	2 ¹ / ₃₂ "	3-1/2"	16'	PFJ					
14S4SP1F17 (1394262)	2 ¹ / ₃₂ "	3-1/2"	17'	PFJ					
16S4SP1 (1394311)	2 ¹ / ₃₂ "	5-1/2"	16'	PFJ					

MDF /UL MDF/ULTRALITE PIN SOLID PINE PFJ PRIMED FJ PINE RMDF RAW MDF/ULTRALITE

A ATLANTA
C CHARLOTTE

JAMBS

A jamb can refer to either a top (header) jamb or a side (leg) jamb. These are the top and sides of a door or window and often referred to as the frame that the door or sash are installed on.



COMBINATION JAMB

STOCK CODE	THICKNESS	HEIGHT	LENGTH	SPECIES
DRJ4916P (1404762)	1-3/16"	4-9/16"	81-11/16"	PFJ
DRJ499612P (1404763)	1-3/16"	4-9/16"	97-11/16"	PFJ
A DRJ699612P (1404764)	1-3/16"	6-9/16"	97-11/16"	PFJ
A 1696641	1-3/16"	6-9/16"	81-11/16"	PFJ

COMBINATION JAMB WITH KERF

STOCK CODE	THICKNESS	HEIGHT	LENGTH	SPECIES
A 1761294	1-1/4"	4-5/8"	81-11/16"	PFJ

FLAT JAMB

STOCK CODE	THICKNESS	HEIGHT	LENGTH	SPECIES
A FJ4981 (1404784)	1 1/16"	4-9/16"	81-11/16"	PIN
FJR1278P (1404792)	2 1/32"	2-7/8"	16'	PFJ
FJP4981P (1404786)	1 1/16"	4-9/16"	81-11/16"	PFJ
1681973	1 1/16"	4-9/16"	81-3/4"	PFJ
A FJP4981P80 (1393281)	1 1/16"	4-9/16"	97-11/16"	PFJ
A FJP478P80 (1404785)	1 1/16"	4-7/8"	97-11/16"	PFJ
A FJP6981P80 (1404789)	1 1/16"	6-9/16"	97-11/16"	PFJ
FJP6981P (1404788)	1 1/16"	6-9/16"	81-11/16"	PFJ
FJR6198P (1404803)	1 1/16"	6-9/16"	17'	PFJ
A 1699156	1 1/16"	7-1/4"	97-11/16"	PFJ
FJR4204FJ (1404797)	1 1/16"	4-9/16"	17'	FJR
FJR4981RP (1404800)	1 1/16"	4-9/16"	81-11/16"	FJR
A FJR4981RP80 (1415480)	1 1/16"	4-9/16"	97-11/16"	FJR

SINGLE RABBET JAMB WITH KERF

STOCK CODE	THICKNESS	HEIGHT	LENGTH	SPECIES
A 1699352	1-7/32"	4-9/16"	3'	PFJ
A 1699353	1-7/32"	4-9/16"	32"	PFJ
A 1695312	1-7/32"	4-9/16"	81-15/16"	PFJ
A 1698373	1-7/32"	4-9/16"	81-15/16"	PFJ
A 1698374	1-7/32"	4-9/16"	81-15/16"	PFJ
A 1699350	1-7/32"	4-9/16"	81-15/16"	PFJ
A 1699351	1-7/32"	4-9/16"	81-15/16"	PFJ
A 1699365	1-7/32"	4-9/16"	81-15/16"	PFJ
A 1699366	1-7/32"	4-9/16"	81-15/16"	PFJ
A 1762293	1-1/4"	4-9/16"	81-3/4"	PFJ
A 1695313	1-7/32"	4-9/16"	98"	PFJ
A 1695325	1-7/32"	6-9/16"	98"	PFJ

SPLIT JAMB PAIRS

STOCK CODE	THICKNESS	HEIGHT	LENGTH	SPECIES
A SJS48058W (1404857)	1-1/16"	4-5/8"	81-11/16"	PIN
SJS48058WFJ (1404858)	1-1/16"	4-5/8"	81-11/16"	FJR
SJS49658WFJ (1639785)	1-1/16"	4-5/8"	97-11/16"	FJR
1698738	1-1/16"	6-9/16"	81-11/16"	FJR
A 1699201	1-1/16"	6-9/16"	97-11/16"	FJR
A SJS48058WP-A (1404860)	1-1/16"	4-5/8"	81-11/16"	PFJ
SJS48058WP (1404859)	1-1/16"	4-5/8"	81-11/16"	PFJ
SJS49658WP (1426537)	1-1/16"	4-5/8"	97-11/16"	PFJ
1698711	1-1/16"	6-9/16"	81-11/16"	PFJ
1699200	1-1/16"	6-9/16"	97-11/16"	PFJ

STOP APPLIED JAMB

STOCK CODE	THICKNESS	HEIGHT	LENGTH	SPECIES
A 1697621	1"	4-9/16"	81-11/16"	PFJ
A 1697622	1"	4-9/16"	97-11/16"	PFJ

STOP APPLIED JAMB, COMBINATION JAMB, COMBINATION JAMB WITH KERF



FLAT JAMB



SPLIT JAMB



SINGLE RABBET JAMB WITH KERF



Due to size restrictions these moulding profiles are displayed at 75% of actual size.

FJR FINGERJOINT RAW PINE PIN SOLID PINE PFJ PRIMED FJ PINE

A ATLANTA
C CHARLOTTE

PANEL MOULD

Panel moulding can refer to a variety of moulding profiles most often used to create or embellish panels on either flat or recessed surfaces. These mouldings are commonly used on doors, walls, architectural paneling, mantels and cornice assemblies.



STOCK CODE
A 970 (1394654)
A 972 (1462450)

DIMENSIONS
 $7/32'' \times 1-15/32'' \times \text{RL}$ (8-16')
 $3/8'' \times 2'' \times \text{RL}$ (8-16')

PIN



STOCK CODE
C 989LFJ (1394666)

DIMENSIONS
 $3/8'' \times 1-1/8'' \times 16'$

FJRP

C 989L (1394665)

DIMENSIONS
 $3/8'' \times 1-1/8'' \times \text{RL}$ (8-16')

PIN



STOCK CODE
 987L (1394662)

DIMENSIONS
 $3/8'' \times 1-3/8'' \times \text{RL}$ (6-16')

PIN



STOCK CODE
988L
[1394663]

DIMENSIONS
 $\frac{3}{8}$ " x 1- $\frac{1}{2}$ " x RL (8-16')

PIN



STOCK CODE
987
[1394661]

DIMENSIONS
 $\frac{3}{8}$ " x 2" x RL (8-16')

PIN



STOCK CODE
730P
[1394624]

DIMENSIONS
 $\frac{5}{8}$ " x 1- $\frac{5}{8}$ " x 16'

PFJ



STOCK CODE
153P
[1394275]

DIMENSIONS
 $\frac{5}{8}$ " x 1- $\frac{1}{2}$ " x 16'

PFJ

PANEL MOULD



STOCK CODE
183
(1382608)

DIMENSIONS
 $\frac{9}{16}$ " x 1- $\frac{1}{8}$ " x RL (8-16')

PIN



STOCK CODE
A 05M
(1394150)

DIMENSIONS
 $\frac{9}{16}$ " x 1- $\frac{9}{16}$ " x 16'

MDF
/UL



STOCK CODE
C 42P
(1394500)

DIMENSIONS
1- $\frac{1}{16}$ " x 1- $\frac{9}{16}$ " x 16'

PFJ



STOCK CODE
A 42PR
(1394501)

DIMENSIONS
1- $\frac{1}{16}$ " x 1- $\frac{9}{16}$ " x 16'

PFJ



STOCK CODE
A 1692573

DIMENSIONS
 $1\frac{1}{32}'' \times 1\frac{1}{4}'' \times 16'$

PFJ



STOCK CODE
 1692578

DIMENSIONS
 $\frac{5}{8}'' \times 2'' \times 16'$


PFJ



STOCK CODE
 02P
 (1394149)

DIMENSIONS
 $1\frac{1}{16}'' \times 2\text{-}\frac{7}{16}'' \times 16'$

PFJ



STOCK CODE
A 185
 (1394334)

DIMENSIONS
 $1\frac{5}{16}'' \times 1\text{-}\frac{7}{8}'' \times \text{RL (8-16')}$

PIN

The window stool is the part of the window that is visible and commonly called the window sill. The sill of the window is at the bottom horizontal area of a window opening in the wall that supports the stool and is not visible once a stool has been installed.



STOCK CODE	DIMENSIONS	
C 1021WM (1394161)	1 1/16" x 7-1/4" x 16'	MDF /UL
A 1021P (1577734)	1 1/16" x 5-1/4" x 16'	
A 1021WP (1577736)	1 1/16" x 7-1/4" x 16'	PFJ
A 1021FJ (1567235)	1 1/16" x 5-1/4" x 16'	
1577819	1 1/16" x 7-1/4" x 16'	FJRP

Items without a stocking icon next to the SKU are available at both branch locations. For interest in moulding profiles that are available in other regions, reach out to your local sales representative or log onto My Metrie for availability.



STOCK CODE
1021M
(1382351)

DIMENSIONS
9/16" x 5-1/4" x 16'

MDF
/UL



STOCK CODE
1382356

DIMENSIONS
1 1/16" x 4-1/2" x 16'

PFJ



STOCK CODE
1693377

DIMENSIONS
1 1/16" x 6-1/2" x 16'


MDF
/UL



STOCK CODE
1195P
(1394226)

DIMENSIONS
1 1/16" x 2-7/16" x 16'

PFJ

 **A** 1195FJ
(1394225)

1 1/16" x 2-7/16" x 16'

FJRP



STOCK CODE
1163P
(1382440)

DIMENSIONS
1-1/16" x 3-1/4" x 16'

PFJ



STOCK CODE
C 1164P
(1382443)

DIMENSIONS
1-1/16" x 2-3/4" x 16'

PFJ



T-ASTRAGAL

An astragal is commonly used as a seal between a pair of double doors, often in conjunction with a flush bolt. The astragal closes the clearance gap between two doors, making closing a pair of doors together easier. The vertical moulding attaches to a stile on one of a pair of doors against which the other door strikes or closes.

STOCK CODE
 C 1305PF07
 (1382486)

DIMENSIONS
 1-1/4" x 2" x 7'

PFJ



BED MOULD

Similar to crown moulding, a bed mould is used to cover the joint between the ceiling and wall. Bed moulds can be either sprung or plain, or flush to the wall as an extension of a cornice mould.



STOCK CODE
C 70
 (1462304)

DIMENSIONS
 $\frac{9}{16}$ " x 2- $\frac{3}{4}$ " x RL (8-16')

PIN



STOCK CODE
A 75P
 (1382995)

DIMENSIONS
 $\frac{9}{16}$ " x 1- $\frac{5}{8}$ " x 16'

A 74P
 (1394626)

DIMENSIONS
 $\frac{9}{16}$ " x 1- $\frac{3}{4}$ " x 16'

PFJ

CHAMFER STRIP

Chamfer strips are best utilized where kitchen cabinet tops meet the walls or as a linoleum cove. Chamfer strips can also be used for window applications.



STOCK CODE
A 995
 (1416339)

DIMENSIONS
 $\frac{3}{4}$ " x $\frac{3}{4}$ " x RL (6-16')

PIN

BRICK MOULD

A brick mould is mainly used as exterior casing around doors. Brick moulds can also be used in place of a crown and as a transition under window sills.



STOCK CODE	DIMENSIONS
A 180P (1382605)	1-1/4" x 2" x 17'

PFJ



STOCK CODE	DIMENSIONS
A 180PI85 (1394330)	1-1/4" x 2" x 85"

PFJ

180 (1382603)	1-1/4" x 2" x RL (7-16')
------------------	--------------------------

PIN

A 1696187	1-1/4" x 2" x 83-1/4"
A 1697758	1-1/4" x 2" x 36"
A 1696191	1-1/4" x 2" x 40"

PVC




STOCK CODE	DIMENSIONS
180PVCF18 (1382607)	1-1/4" x 2" x 18'

PVC


CORNERGUARD

A corner guard can be used to protect the outside edges of the wall from damage and abrasion. Corner guards come in a wide variety of sizes and detailing.



- | | STOCK CODE | DIMENSIONS |
|----------|----------------------|--|
| C | 206L
(1484580) | 1 ¹ / ₁₆ " x 1 ¹ / ₁₆ " x RL (8-16') |
| A | 206LF16
(1639733) | 1 ¹ / ₁₆ " x 1 ¹ / ₁₆ " x 16' |

PIN




- | | STOCK CODE | DIMENSIONS |
|--|------------------|--|
| | 205
(1394363) | 1-1 ¹ / ₈ " x 1-1 ¹ / ₈ " x RL (8-16') |

PIN



- | | STOCK CODE | DIMENSIONS |
|----------|---------------------|--|
| A | 205F08
(1394364) | 1-1 ¹ / ₈ " x 1-1 ¹ / ₈ " x 8' |

PIN




- | | STOCK CODE | DIMENSIONS |
|----------|---------------------|---|
| A | 205F16
(1394365) | 1-1 ¹ / ₈ " x 1-1 ¹ / ₈ " x 16" |

PIN

COVE


A cove is most commonly used to soften the transition on inside corners but may be used for a wide range of applications.



STOCK CODE
1461743

DIMENSIONS
1¹/₁₆" x 1¹/₁₆" x 16'

PfJ

 **1000**
(1626643)

1¹/₁₆" x 1¹/₁₆" x RL (1-16')


0

100
(1394151)

1¹/₁₆" x 1¹/₁₆" x RL (8-16')

PIN




STOCK CODE
 **86**
(1394632)



DIMENSIONS
9⁹/₁₆" x 1-5⁵/₈" x RL (8-16')

PIN



STOCK CODE
 **100F08**
(1382341)

DIMENSIONS
1¹/₁₆" x 1¹/₁₆" x 8'

  **100F16**
(1394153)

101
(1484114)


1¹/₁₆" x 1¹/₁₆" x 16'

1¹/₂" x 1¹/₂" x RL (8-16')

PIN

FULL ROUND

A full round can be used for numerous purposes and projects. Some of the more common uses are closet poles, curtain rods and towel rods. Similar mouldings include half rounds and quarter rounds.



STOCK CODE
233
(1685962)

DIMENSIONS
1-1/4" x 1-1/4" x 16'

LVL

LATTICE

A thin strip of flat moulding commonly used to hide seams and edges. Lattice is one of the most common pieces of moulding and can be used in a multitude of different projects.



STOCK CODE
266
(1382686)

DIMENSIONS
1/4" x 1-1/2" x RL (8-16')

PIN




STOCK CODE
268SP
(1394397)

DIMENSIONS
1/4" x 1-1/8" x 16'

PIN

HAND RAIL

Hand rails provide safety, stability and support for staircases and can be paired with a decorative rosette when attached to a wall. Handrails come in many different styles and can be both plowed and unplowed. Wall rail is attached to a wall with rail brackets along the closed side of a stairway.



STOCK CODE
 🏠 240P
 (1382676)

DIMENSIONS
 1-1/4" x 2-1/4" x 17'


PFJ

🏠 240F16
 (1394386)

1-1/4" x 2-1/4" x 16'

Ⓐ 1696126
 1-1/4" x 2-1/4" x 18'

PIN




STOCK CODE
 Ⓒ 231F16
 (1394379)

DIMENSIONS
 1-7/16" x 1-5/8" x 16'

PIN

PICTURE MOULD

A picture mould or panel moulding can be an effective and inexpensive way to frame wall paneling, paper or fabric, and add interest to walls. Picture moulds can also be called picture rail moulds or picture frame moulds and are traditionally used to hang wall art with wire on the back.



STOCK CODE
 🏠 Ⓐ 273FJ
 (1394399)

DIMENSIONS
 1 1/16" x 1-3/4" x 16'

FJRP

273P
 (1394400)

1 1/16" x 1-3/4" x 16'

PFJ

QUARTER ROUND

A quarter round is a moulding that comes in several sizes and serves a variety of functions. Quarter Rounds are most often used with baseboards and can be useful to cover gaps where the baseboard meets the floor.



STOCK CODE
A 1382368

DIMENSIONS
 $1\frac{1}{16}'' \times 1\frac{1}{16}'' \times 16'$

PFJ

1050
 (1394169)

$\frac{3}{4}'' \times \frac{3}{4}'' \times \text{RL (1-16')}$

O

C 103
 (1382357)

$1\text{-}\frac{1}{16}'' \times 1\text{-}\frac{1}{16}'' \times 16'$


PIN



STOCK CODE
C 105
 (1382360)

DIMENSIONS
 $\frac{3}{4}'' \times \frac{3}{4}'' \times \text{RL (8-16')}$

PIN



STOCK CODE
A 106
 (1461763)

DIMENSIONS
 $1\frac{1}{16}'' \times 1\frac{1}{16}'' \times \text{RL (8-16')}$

PIN



STOCK CODE
 1693391

DIMENSIONS
 $1\frac{1}{16}'' \times 1\text{-}\frac{3}{8}'' \times 16'$

PFJ

SHINGLE/PANEL MOULDING

Shingle mould, also known as rake mould is traditionally used on the rake of a building or around exterior window frames. May also be used in applications similar to panel moulds.



STOCK CODE
210P
(1382653)

DIMENSIONS
1 1/16" x 1-5/8" x 16'

PFJ



STOCK CODE
C 212P
(1394374)

DIMENSIONS
1 1/16" x 2-1/2" x 16'

PFJ

SQUARE

Squares are used in the framing of shelves and cabinets, or are used to build up other profiles. Its uses are mostly utilitarian.




STOCK CODE
A 239PF16
(1394384)

DIMENSIONS
3/4" x 3/4" x 97"

PFJ

PANEL PRODUCTS

Multi-purpose engineered panel product used in a variety of construction projects.




STOCK CODE
FF34
(1327797)
A FF34UL
(1404783)

DIMENSIONS
3/4" x 4' x 8'
3/4" x 4' x 8'

RMDF

FILLET

Fillet or bull nose is typically used in the build up of an architrave, or as a transition between other mouldings.



STOCK CODE
 953P
 (1394647)

DIMENSIONS
 $7/16" \times 1-1/8" \times 16'$

PFJ



STOCK CODE
 150P
 (1394274)

DIMENSIONS
 $1/2" \times 1-1/2" \times 16'$

PFJ

SHELF EDGE/SCREEN MOULD

A very versatile profile; screen mould fits a wide variety of needs and uses. Screen mouldings are traditionally used to hold mesh screening into wood screens, they also work well as edge trim on various shelving or wood trim for wallpaper.



STOCK CODE
 142
 (1415968)


DIMENSIONS
 $1/4" \times 3/4" \times \text{RL (8-16')}$

PIN

C 1674346

$1/4" \times 3/4" \times 16'$

PFJ



STOCK CODE
 137P
 (1394247)

DIMENSIONS
 $1/2" \times 1-1/4" \times 16'$

PFJ

PARTING STOP

A parting stop is a narrow strip of moulding installed vertically between the upper and lower sashes of a double-hung window, guiding sash movement and helping maintain proper alignment.



STOCK CODE
 254
 (1416042)

DIMENSIONS
 $1/2" \times 3/4" \times \text{RL (8-16')}$

PIN

A 1462044

$1/2" \times 3/4" \times 16'$

PFJ

SHIPLAP

In interior design, shiplap is a style of wall siding characterized by long planks. They are mounted horizontally or vertically with a slight gap between.



STOCK CODE
1687158
1687159

DIMENSIONS
17/32" x 5-3/8" x 16'
17/32" x 7-3/8" x 16'

PFJ



STOCK CODE
1683077

DIMENSIONS
1/2" x 5-1/4" x 16'16'

MDF
/UL



STOCK CODE
1678737

DIMENSIONS
1/2" x 7-1/4" x 16'

MDF
/UL

WAINSCOT

Tongue and Groove paneling is often used in a wainscot application to decorate or cover a wall. The boards fit together edge to edge using a slot and ridge on the opposite edge.



STOCK CODE
A 1676082

DIMENSIONS
 $1\frac{1}{16}'' \times 7\text{-}\frac{1}{4}'' \times 16'$

MDF
/UL



STOCK CODE
A 1676081

DIMENSIONS
 $1\frac{1}{16}'' \times 5\text{-}\frac{1}{4}'' \times 16'$

MDF
/UL

MAGBEE

CONTRACTORS SUPPLY

Since 1954 Magbee Contractor Supply has been delivering building materials to job sites for builders in Metro Atlanta. Being family-owned and operated has allowed Magbee to build and retain great relationships with customers and employees alike for decades. With two locations in the North Atlanta area, Magbee provides lumber, EWP, trusses, windows, doors, siding, and trim to everyone from homeowners to the largest production builders in the country. Magbee has always taken a "millwork first" approach and with a recent 30k square foot custom mill-shop addition and two state-of-the-art door machines, Magbee is the unmatched supplier of moulding and millwork in Atlanta.



EASTERN DIVISION
1065 Bankhead Highway
Winder, Ga 30680 US
T: 678.425.2600
F: 678.425.2602
info@magbee.com



WESTERN DIVISION
7380 Ball Ground Highway
Ball Ground, Ga 30107 US
T: 678.454.0055
info@magbee.com

MAGBEE.COM