


HOLIDAY RESEARCH ONE PAGER



from the Word Nerd Collaborative

HOLIDAY RESEARCH – ONE PAGER

A SELF-INTEREST RESEARCH MINI PROJECT

If you need a quick way for students to showcase their research and reporting skills, look no further. Using this resource and the website NationalToday.com students can explore a wide variety of secular and religious holidays. Fueled by their personal interest, students will happily engage and employ their skills, thus achieving both practice of standards based skills and higher achievement overall.

STANDARDS

CCSS.ELA-Literacy.RI.6.2

Determine a central idea of a text and how it is conveyed through particular details; provide a summary of the text distinct from personal opinions or judgments.

CCSS.ELA-Literacy.RI.6.3

Analyze in detail how a key individual, event, or idea is introduced, illustrated, and elaborated in a text (e.g., through examples or anecdotes).

CCSS.ELA-Literacy.RI.6.7

Integrate information presented in different media or formats (e.g., visually, quantitatively) as well as in words to develop a coherent understanding of a topic or issue.


A FEW TIPS



- Decide in advance how you would like your students to cite their sources and clearly communicate this with them.
- You can require students to choose a new-to-them holiday if you'd like... or ban super popular holidays like Halloween to give students the opportunity to learn something new.
- You can stretch this project to be as long or as short as you'd like, but personally, I think repeating it several times throughout the year with topics of personal interest will be more beneficial than spending an entire quarter going through the process one time. With the multiple presentation options shared at the end of this resource, you can still keep the assignment fresh, no matter how many times you repeat it. There is a blank/generic topic research sheet also included for repeated, non-holiday use.



HAPPY TEACHING AND RESEARCHING! – AMANDA



HOLIDAY RESEARCH

One – Pager Mini Project

Your Job:

Research a holiday of your choice. Everything from Christmas to National Donut Day is on the table. Then, share out your results in one of the presentation options.

Step 1

Make a list of topics you are personally interested in. Your list can include hobbies, food, animals, places, celebrities, games... anything and everything you are interested in and love!

Step 2:

Go to NationalToday.com and explore a few of your chosen topics until you find a holiday that matches with your personal interests.

Step 3:

Using NationalToday.com, other traditional research resources (books, internet, interviews, etc.) and the Holiday Fact Sheet provided, record pertinent information about your holiday.

Step 4:

Decide on your method of sharing and then prepare your presentation.

Step 5:

Share your Holiday and learn about others!



HOLIDAY RESEARCH

One - Pager Mini Project

Fact Recording Sheet

Holiday:

Date Celebrated:

My Name:

ACTIVITIES & EVENTS

In this box, record facts and information about the activities and events people participate in related to this holiday.


Practices, rituals, traditions, etc. are all things you can write about in this area.

PEOPLE & PLACES

In this box, record facts and information about the people who celebrate this holiday as well as information about the locations related to this holiday and/or where it is celebrated.

ADDITIONAL DETAILS

In this box, record additional details related to this holiday. Possible topics may include food, clothing, or decorations. Information about the history of the holiday could also go here.



PERSONAL INTEREST

One - Pager Mini Project

Fact Recording Sheet

Topic:

Sub Topic:

My Name:

CATEGORY ONE

General Description of
Information you are looking for:

CATEGORY TWO

General Description of
Information you are looking for:

CATEGORY THREE

General Description of
Information you are looking for:



HOLIDAY RESEARCH

One – Pager Mini Project

Option 1

Using what you now know about your chosen holiday, create a collage. Use magazine and print clippings, drawings, photographs, written facts, textiles, food wrappers and any other items you choose to showcase and communicate important aspects of the holiday and the way it is celebrated.

Option 3

Create a powerpoint or slide show presentation showcasing the basic information about your holiday through both visuals and words.

Option 4


Create a podcast transcript in which one student interviews another about their chosen holiday. Students can either record their episode or perform it live for the class.

Option 2

As a class, create a recipe book of meals and foods that correspond to each students' chosen holiday. Some might require some creative thinking (bonus!). Ask students to include two additional facts about the holiday on their recipe page and also utilize fonts, colors, and images in the style/vibe of the holiday. If you want to go the extra mile, have a holiday feast featuring the items from the cookbook.

Option 5

Take your one page fact sheet to a younger classroom and teach your "buddy" about your chosen holiday. Take it one step further and find a related picture book to read together as well.



HOLIDAY RESEARCH

One - Pager Mini Project

from the Word Nerd Collaborative

Rubric

Task/Points	1	2	3	Comments
Student identified a topic of personal interest.				
Student used research time effectively and was on task				
Student completed fact research sheet/one-pager.				
Student prepared a presentation to share.				
Student shared holiday information via one of the given options.				
Total: ____/12 pts				

Comments

THANK YOU FOR DOWNLOADING!

ONE MORE THING...


If you'd like to get access to every resource I've ever made (and a whole lot more!) for one easy, annual price, head to www.wordnerdcollaborative.com!

You can also get a FREE First Chapter Friday Starter Kit when you visit: www.amandazieba.com/teachersignup

Introducing

The Word Nerd Collaborative

Where we work together to reclaim teacher time, increase student engagement and have fun in the classroom.



- 1 Access to the WNC website
- 2 Pre-Planned Monthly Calendar
- 3 Monthly Plan with Me Session
- 4 Monthly Virtual Author Visits
- 5 Private Facebook Group